

# Permit Activity, October 13

## WHATCOM COUNTY PLANNING & DEVELOPMENT 2013 October



CURRENT MONTH		
SINGLE FAMILY RESIDENCES	ISSUED	VALUATION
NEW - RESIDENTIAL	16	4,179,062
NEW - DUPLEX		
ADDITION/REMODEL	9	616,655
CONVERT TO LIVING		
DEMOLITION (SINGLE FAMILY)		
MOVE TO SITE		
REPLACE/REPAIR	1	175,480
RE-ROOF / SIDE ONLY		
<b>TOTAL</b>	<b>26</b>	<b>\$4,971,197.00</b>

MOBILE HOMES	ISSUED	VALUATION
NEW - MOBILE HOME	3	109,000
ADDITION TO MOB		
CONVERT TO STORAGE		
REPLACEMENT		
TEMP MOBILE		
<b>TOTAL</b>	<b>3</b>	<b>\$109,000.00</b>

DETACHED BUILDINGS	ISSUED	VALUATION
NEW - AG BARN / STORAGE	2	51,552
NEW - GARAGE	5	170,508
NEW - OTHER TYPE BLDG	2	19,647
NEW - OTHER TYPE STRUCTURES		
NEW - STORAGE	4	134,928
ADDITION / REMODEL	1	7,776
CONVERT TO OTHER		
DEMOLITION (DETACHED)	2	4,000
MOVE TO SITE		
REPLACE / REPAIR		
RE-ROOF ONLY		
<b>TOTAL</b>	<b>16</b>	<b>\$388,411.00</b>

COMMERCIAL	ISSUED	VALUATION
NEW - 3 - 4 UNIT APARTMENTS		
NEW - 5 + UNIT APARTMENTS		
NEW - AIRPORT FACILITIES		
NEW - AMUSEMENT, SOCIAL, REC		
NEW - CHURCHES & OTH RELIGIOUS		
NEW - FIRE STATIONS / MEDIC ONE		
NEW - HOSPITALS / INSTITUTIONAL		
NEW - HOTEL / MOTEL / TOUR. CAB		
NEW - INDUSTRIAL	1	342,642
NEW - MIXED USE		
NEW - OFFICE, BANKS, PROF		
NEW - OTHER PORTABLES	1	20,000
NEW - OTHER TYPE BLDGS	2	421,030
NEW - OTHER TYPE STRUCTURES	2	155,800
NEW - PORTABLE CLASSROOM		
NEW - PUBLIC WORKS & UTILITY		
NEW - SCHOOLS & OTHER ED		
NEW - STORAGE BLDGS	2	20,189
NEW - STORES & CUSTOMER SERV		
NEW - WAREHOUSE	1	1,227,191
ADDITION / REMODEL	6	184,095
CHANGE OF USE / TEN IMPROV / OCC	2	60,825
CONVERT	1	12,960
DEMOLITION (COMMERCIAL)		
MOVE TO SITE		
REPLACE / REPAIR	1	2,500
RE-ROOF ONLY		
<b>TOTAL</b>	<b>19</b>	<b>\$2,447,231.82</b>

MONTHLY TOTAL	
ISSUED	VALUATION
64	\$7,915,839.82

YEAR TO DATE	
ISSUED	VALUATION
202	52,303,183
116	6,876,715
3	232,646
24	190,450
2	78,820
16	1,374,803
3	8,750
<b>366</b>	<b>\$61,065,366.37</b>

ISSUED	VALUATION
25	714,423
12	391,912
<b>37</b>	<b>\$1,106,335.00</b>

ISSUED	VALUATION
27	2,230,938
45	1,509,015
11	689,168
16	241,537
34	1,081,633
17	287,184
1	-
11	22,600
5	105,085
<b>167</b>	<b>\$6,167,160.00</b>

ISSUED	VALUATION
2	639,150
1	744,820
1	2,609,903
1	142,000
7	7,020,261
1	285,305
1	139,297
1	5,600
8	501,427
47	3,789,120
1	27,000
6	1,397,442
1	3,000
2	1,227,191
54	4,109,347
27	502,595
1	-
4	47,500
15	4,684,600
<b>181</b>	<b>\$27,875,557.68</b>

YEARLY TOTAL	
ISSUED	VALUATION
751	\$96,214,419.05



**YEAR TO DATE**

**BLDG PERMITS  
 VALUATION**

in thousands

**October**

Comparing  
 2012 to 2013

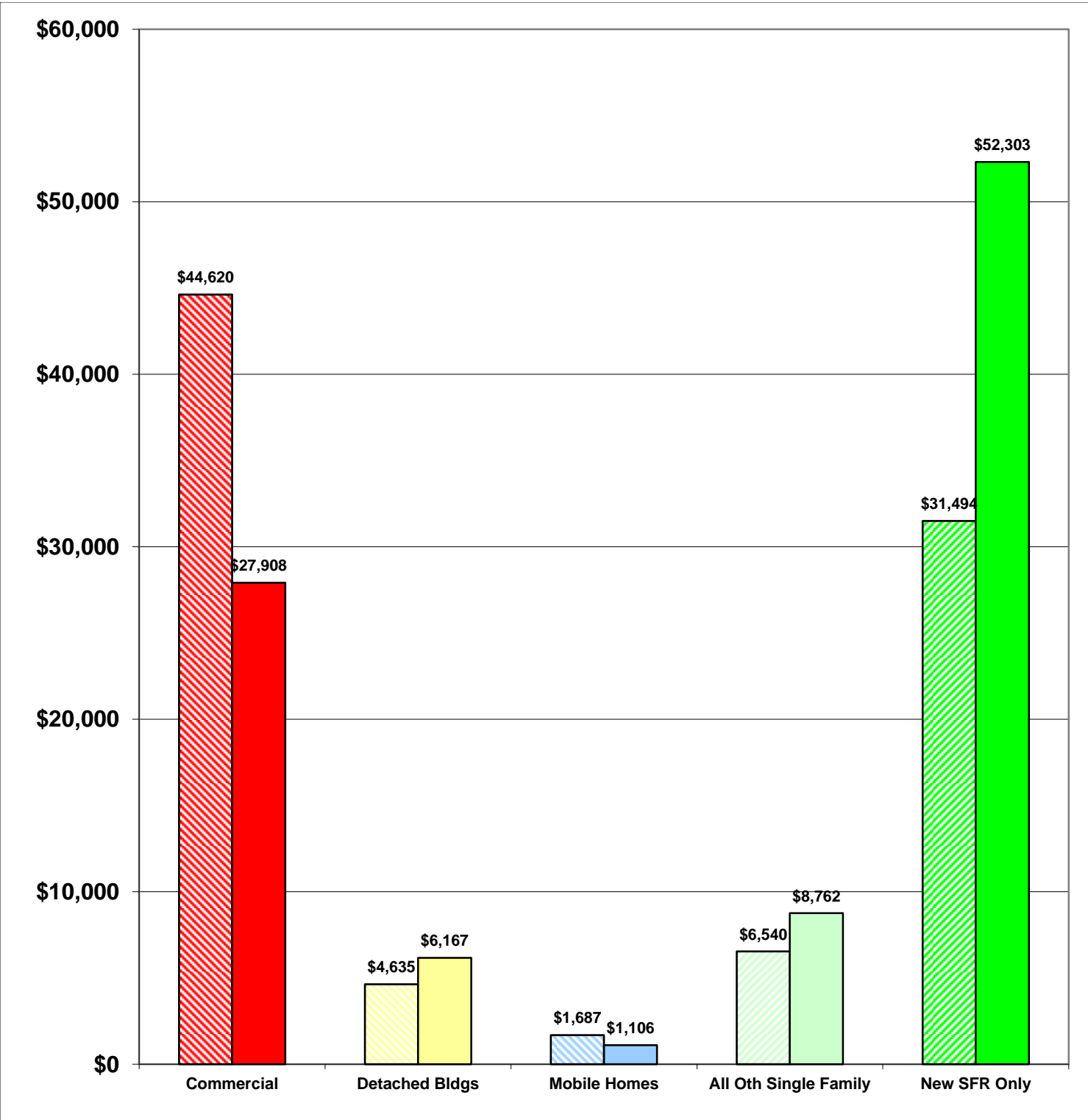
**2012     \$88,976**  
**2013     \$96,246**

**8%**

**Total Increase**

Stripe = 2012     Solid = 2013

Year to Date Valuation Report  
 October-13





## BLDG PERMITS ISSUED

October

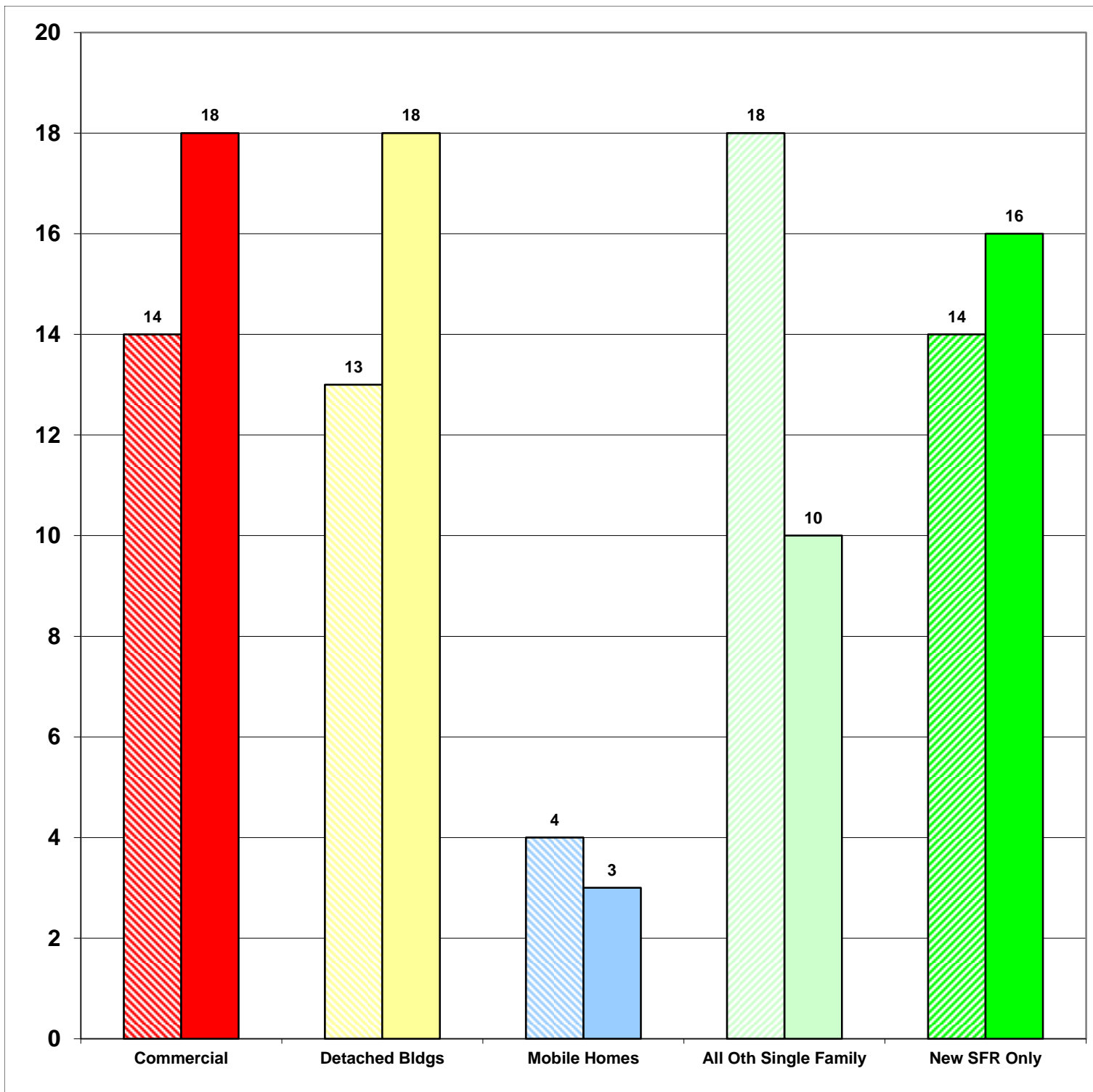
Comparing  
2012 to 2013

Oct-12     63  
Oct-13     65

3%  
Total Increase

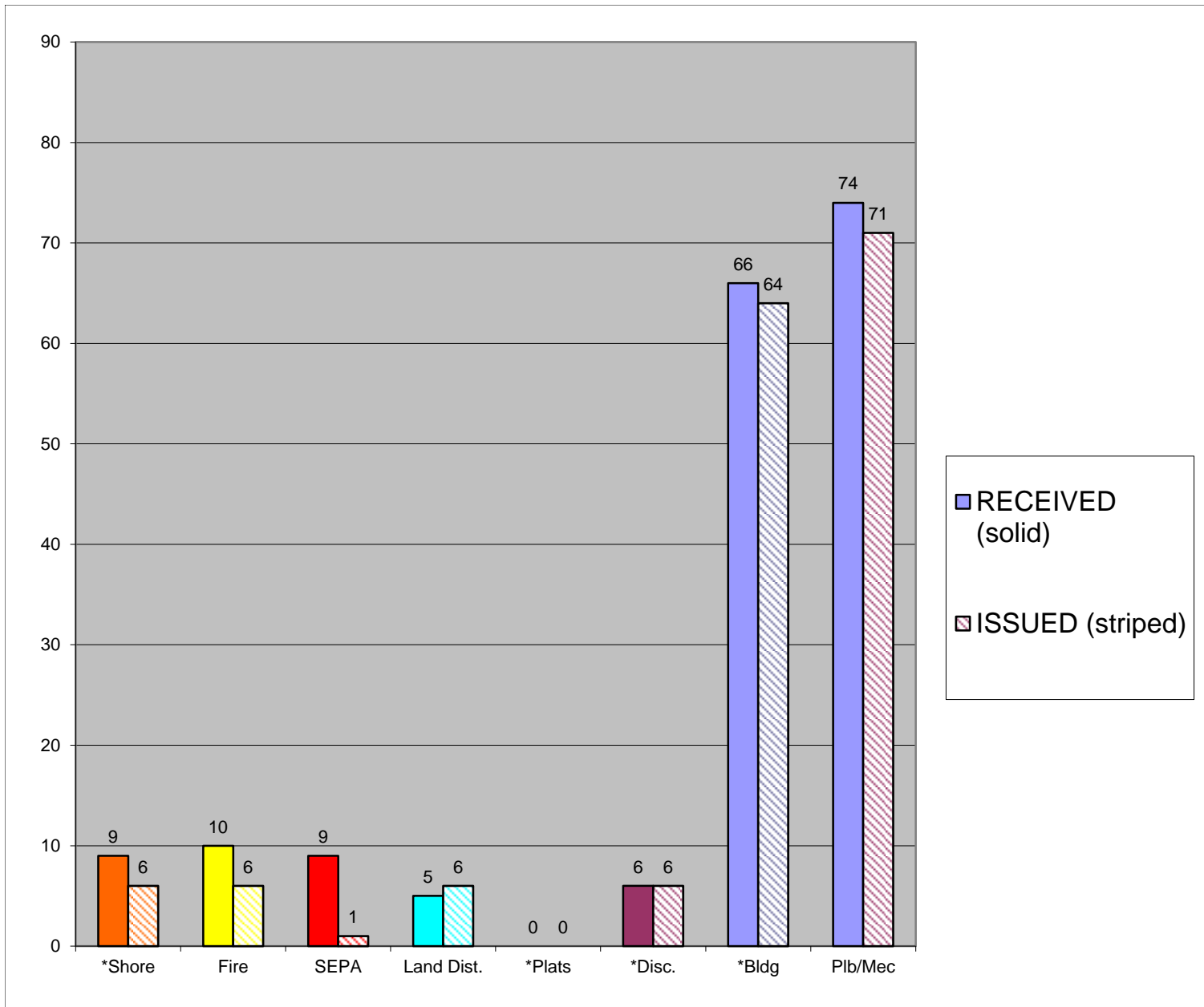
Stripe = 2012     Solid = 2013

Monthly Report  
October-13





**CASES  
 RECEIVED  
 and  
 ISSUED  
 October**



Stripe = Issued  
 Solid = Received

Monthly Permit Report  
 October-13

\*Shore = SHC, SHR, SHV, SHX  
 \*Plats = LSS, SSS, BSP, PUD, MDP  
 \*Disc = ADM, APL, CUP, NON, VAR  
 \*Bldg = COM, DET, MOB, SFR



**YEAR TO DATE**

**BLDG PERMITS  
ISSUED**

**JAN - OCT**

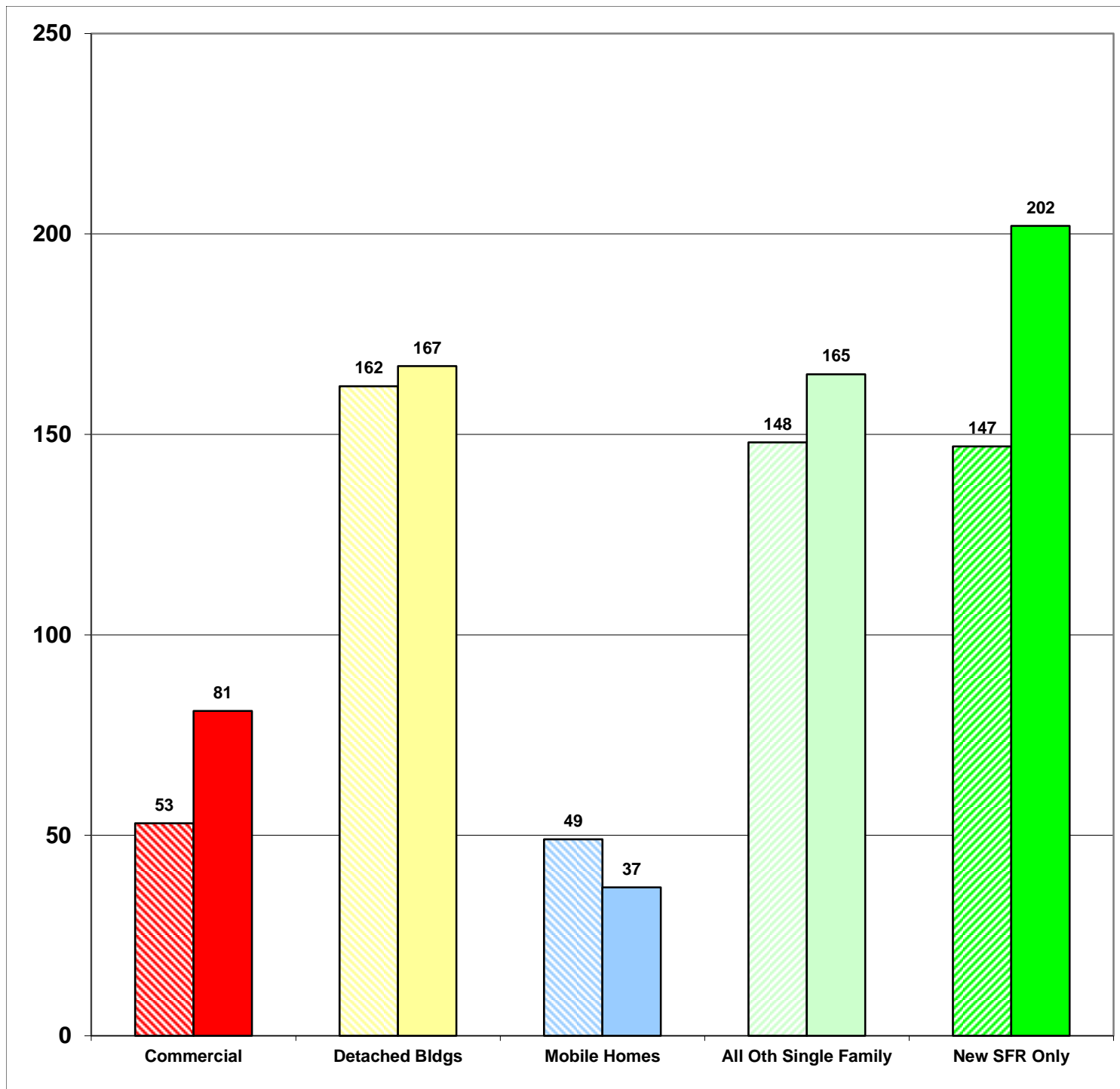
**Comparing  
2012 to 2013**

**2012     559  
2013     652**

**17%  
Total Increase**

**Stripe = 2012     Solid = 2013**

Year to Date Report  
October-13





**YEAR TO DATE**

**BLDG PERMITS  
APPLIED FOR**

**JAN - OCT**

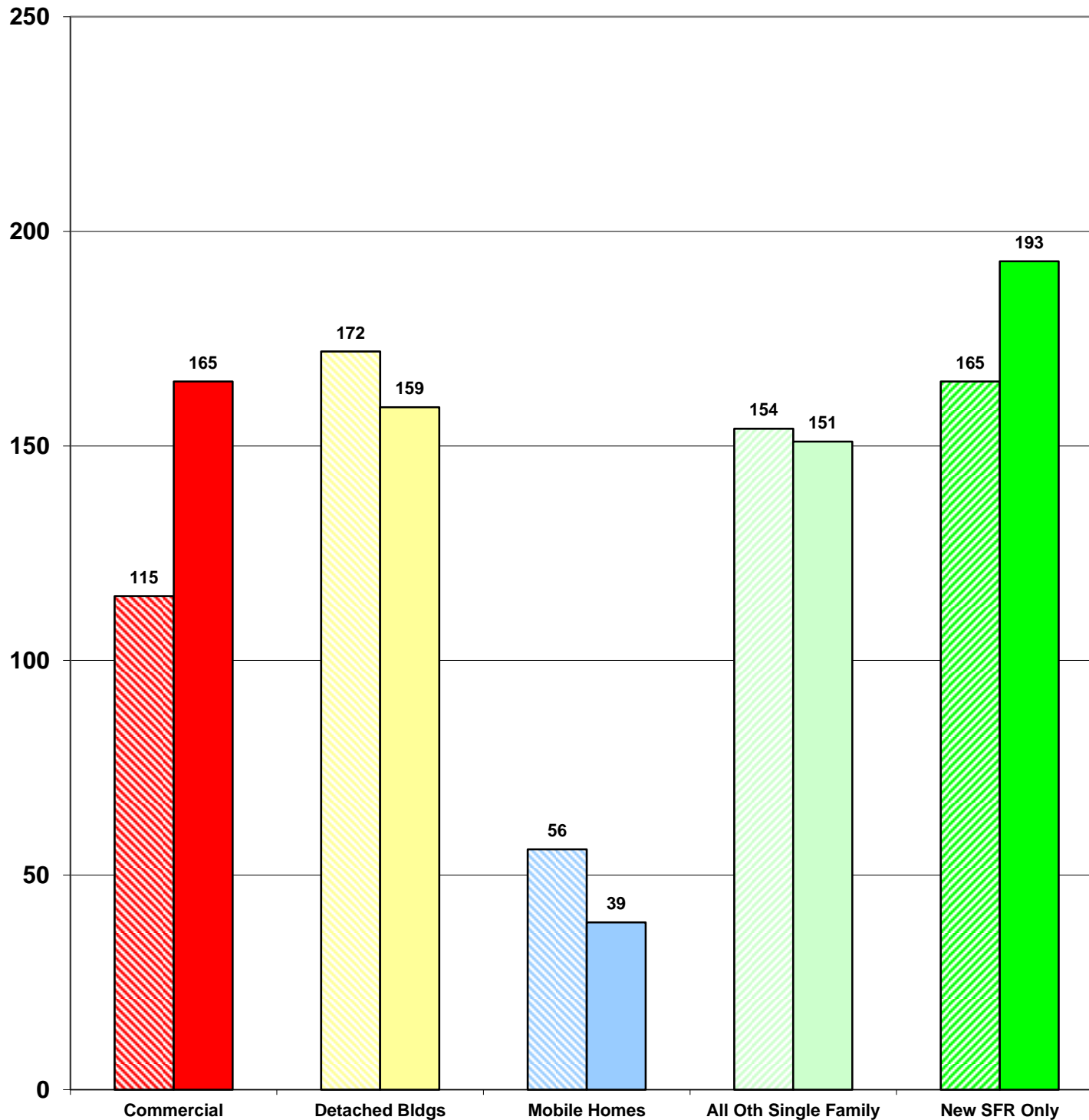
**Comparing  
2012 to 2013**

**2012     662  
2013     707**

**7%  
Total Increase**

**Stripe = 2012     Solid = 2013**

**Year to Date Report  
October-13**

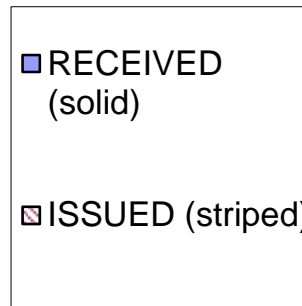
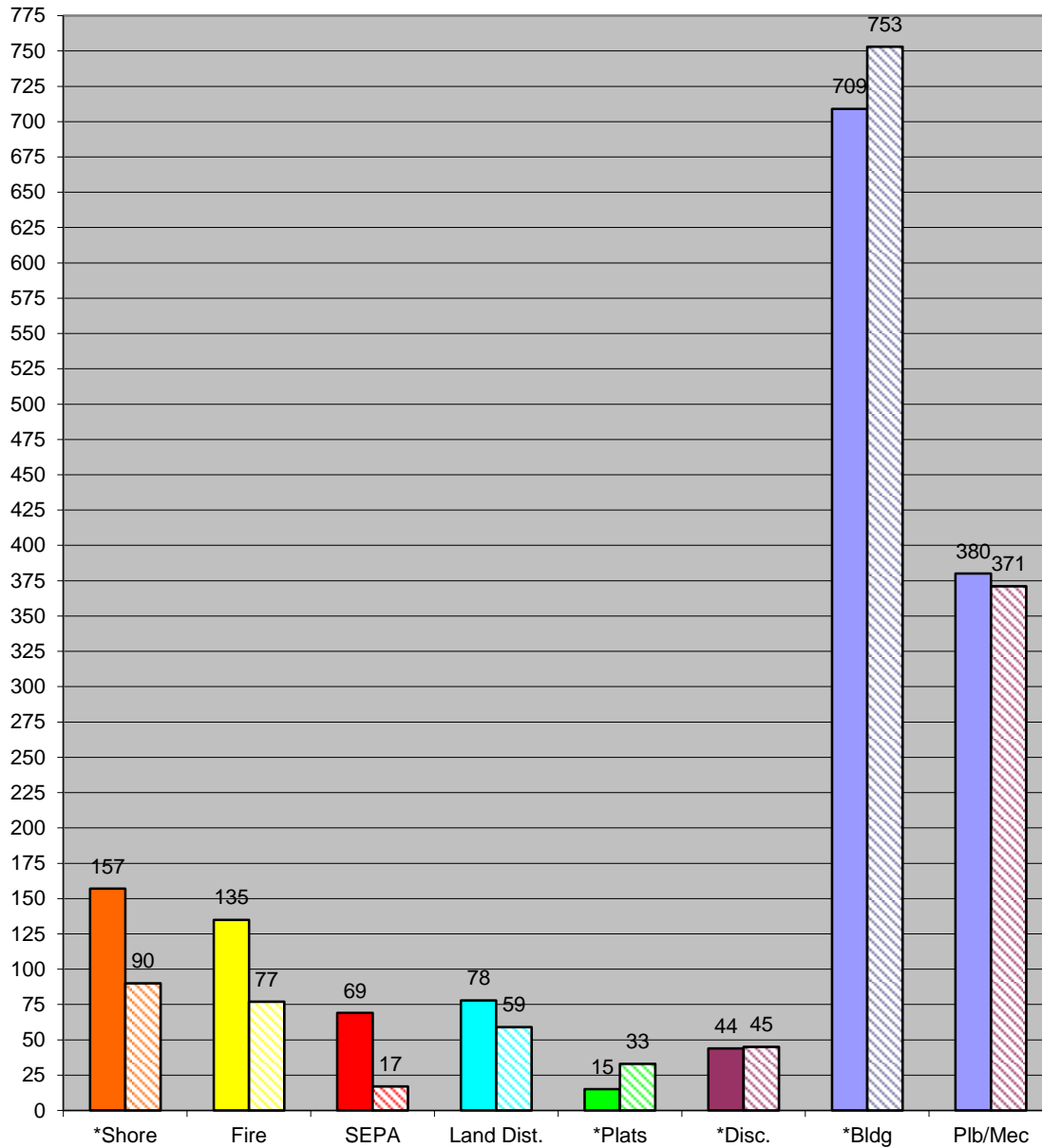




**YEAR TO DATE**

**CASES  
 RECEIVED  
 and  
 ISSUED**

**JAN - OCT**



**Stripe = Issued**  
**Solid = Received**

Year to Date Report  
 October-13

- \*Shore = SHC, SHR, SHV, SHX
- \*Plats = LSS, SSS, BSP, PUD, MDP
- \*Disc = ADM, APL, CUP, NON, VAR
- \*Bldg = COM, DET, MOB, SFR