

Permit Activity, October 2014

WHATCOM COUNTY PLANNING & DEVELOPMENT
2014 October 2014



CURRENT MONTH		
SINGLE FAMILY RESIDENCES	ISSUED	VALUATION
NEW - RESIDENTIAL	16	4,857,764
NEW - DUPLEX	2	875,700
ADDITION/REMODEL	6	242,097
CONVERT TO LIVING		
DEMOLITION (SINGLE FAMILY)	3	21,000
MOVE TO SITE		
REPLACE/REPAIR	4	196,000
RE-ROOF / SIDE ONLY		
TOTAL	31	\$6,192,561.00

SFR

YEAR TO DATE	
ISSUED	VALUATION
238	59,302,230
4	1,738,510
87	4,320,378
25	219,360
1	14,600
25	1,140,582
380	\$66,735,659.64

MOBILE HOMES	ISSUED	VALUATION
NEW - MOBILE HOME	5	318,220
ADDITION TO MOB		
CONVERT TO STORAGE		
REPLACEMENT	2	60,264
TEMP MOBILE		
TOTAL	7	\$378,484.00

MOB

ISSUED	VALUATION
37	1,714,465
8	220,246
45	\$1,934,711.00

DETACHED BUILDINGS	ISSUED	VALUATION
NEW - AG BARN / STORAGE	4	437,712
NEW - GARAGE	8	300,401
NEW - OTHER TYPE BLDS		
NEW - OTHER TYPE STRUCTURES	4	14,040
NEW - STORAGE	10	411,582
ADDITION / REMODEL	1	8,062
CONVERT TO OTHER		
DEMOLITION (DETACHED)	1	2,000
MOVE TO SITE		
REPLACE / REPAIR	1	120,528
RE-ROOF ONLY		
TOTAL	29	\$1,294,325.00

DET

ISSUED	VALUATION
30	1,969,164
40	1,409,672
1	8,700
26	487,412
60	2,094,676
12	1,266,454
1	41,160
16	56,350
1	9,600
12	622,331
199	\$7,965,518.60

COMMERCIAL	ISSUED	VALUATION
NEW - 3 - 4 UNIT APARTMENTS		
NEW - 5 + UNIT APARTMENTS		
NEW - AIRPORT FACILITIES		
NEW - AMUSEMENT, SOCIAL, REC		
NEW - CHURCHES & OTH RELIGIOUS		
NEW - FIRE STATIONS / MEDIC ONE		
NEW - HOSPITALS / INSTITUTIONAL		
NEW - HOTEL / MOTEL / TOUR. CAB		
NEW - INDUSTRIAL		
NEW - MIXED USE		
NEW - OFFICE, BANKS, PROF		
NEW - OTHER PORTABLES		
NEW - OTHER TYPE BLDGS		
NEW - OTHER TYPE STRUCTURES	2	423,500
NEW - PORTABLE CLASSROOM		
NEW - PUBLIC WORKS & UTILITY		
NEW - SCHOOLS & OTHER ED		
NEW - STORAGE BLDGS		
NEW - STORES & CUSTOMER SERV	1	6,000
NEW - WAREHOUSE		
ADDITION / REMODEL	13	1,009,536
CHANGE OF USE / TEN IMPROV / OCC	7	26,700
CONVERT		
DEMOLITION (COMMERCIAL)		
MOVE TO SITE		
REPLACE / REPAIR	4	96,500
RE-ROOF ONLY		
TOTAL	27	\$1,562,236.00

COM

ISSUED	VALUATION
1	6,455,305
1	19,660
5	12,338,600
1	492,298
2	19,000
2	19,000
4	262,133
30	7,095,915
1	78,500
3	788,768
1	6,000
3	789,128
42	5,249,124
37	1,423,686
1	68,885
2	6,600
12	809,745
3	51,465
151	\$35,973,811.45

MONTHLY TOTAL	
ISSUED	VALUATION
94	\$9,427,606.00

YEARLY TOTAL	
ISSUED	VALUATION
775	\$112,609,700.69



YEAR TO DATE

**BLDG PERMITS
 VALUATION**

in thousands

October

**Comparing
 2013 to 2014**

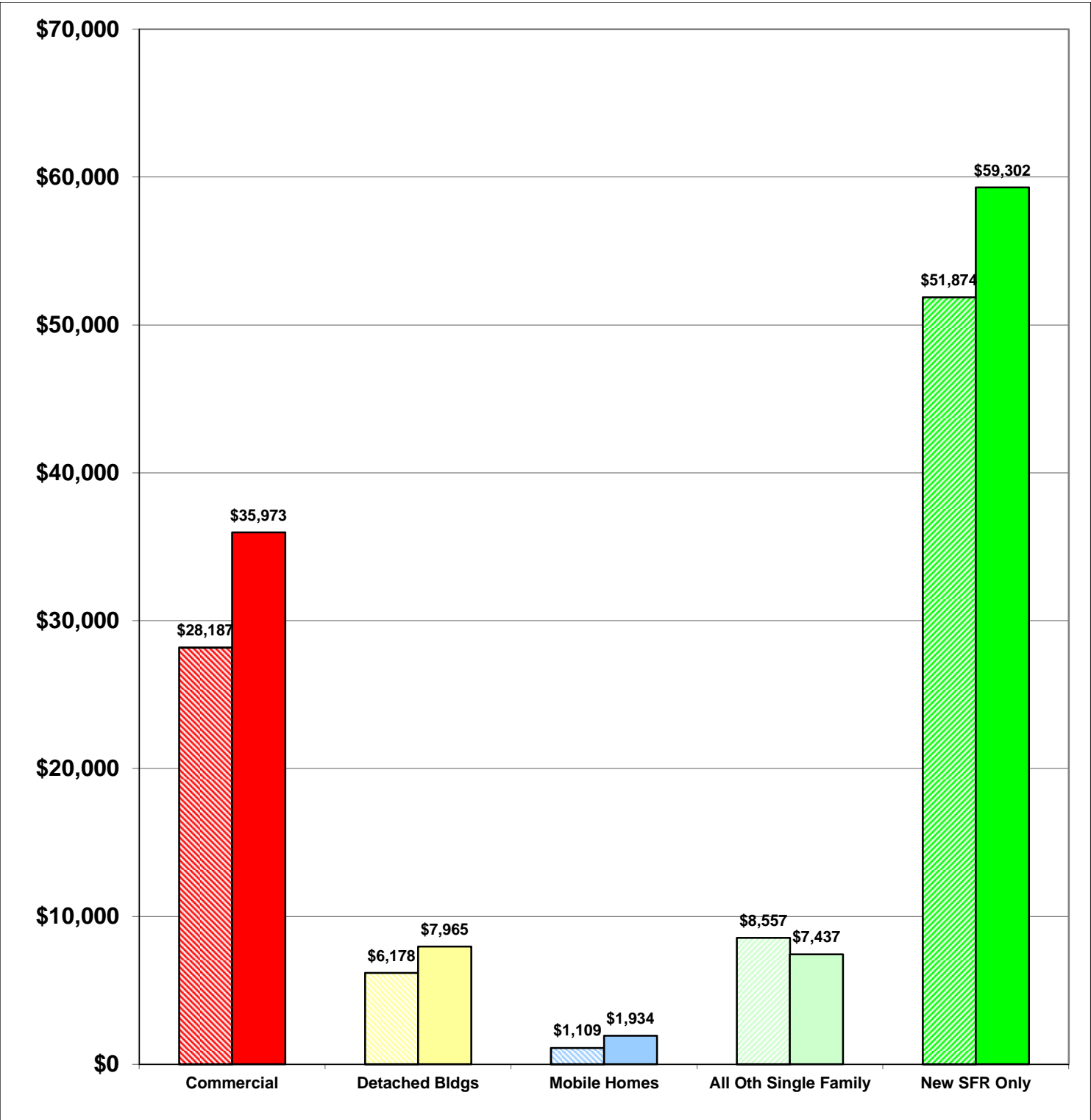
**2013 \$95,905
 2014 \$112,611**

17%

Total Increase

Stripe = 2013 Solid = 2014

Year to Date Valuation Report
 October-14





BLDG PERMITS ISSUED

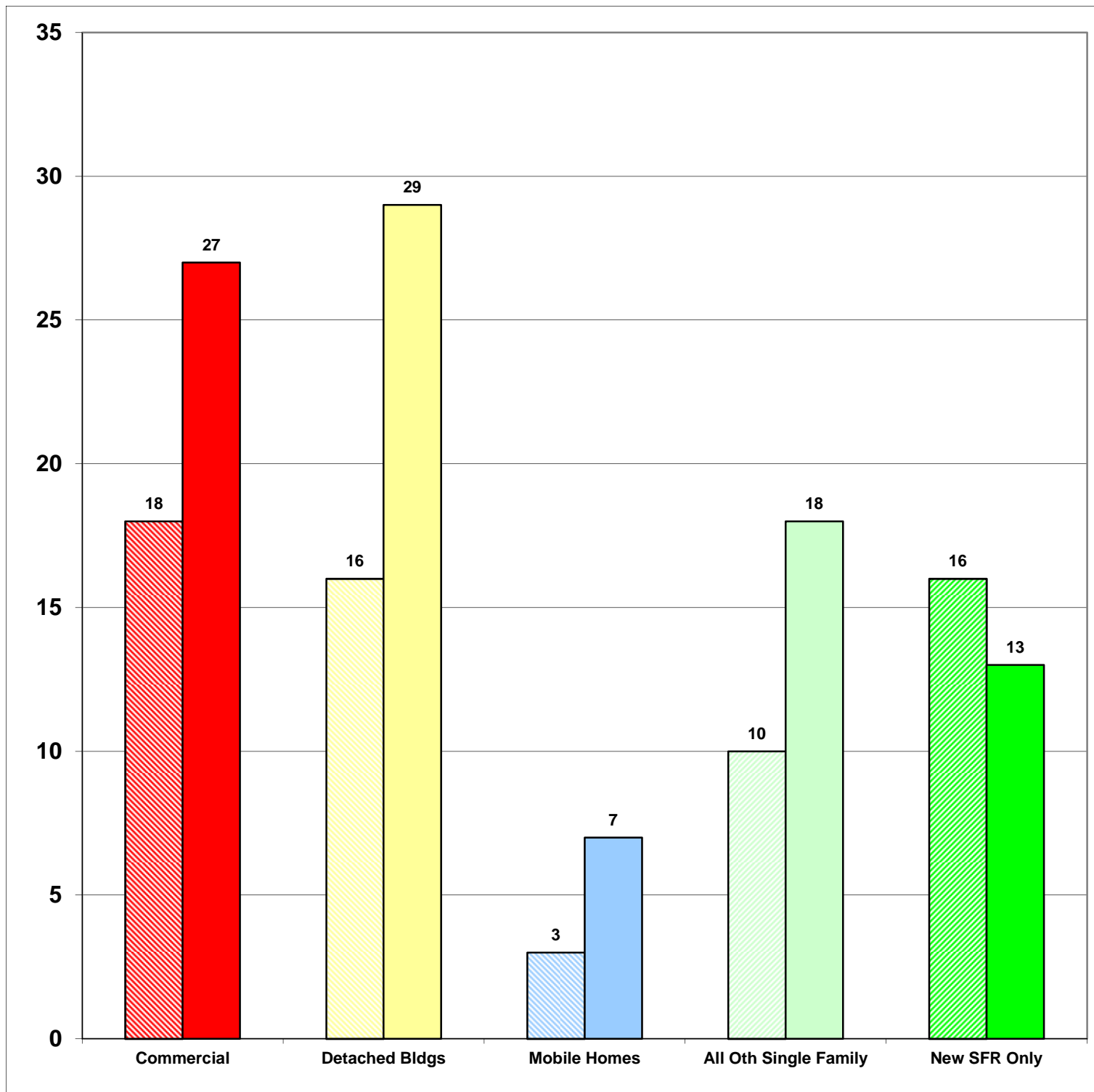
October

Comparing
2013 to 2014

Oct-13	63
Oct-14	94

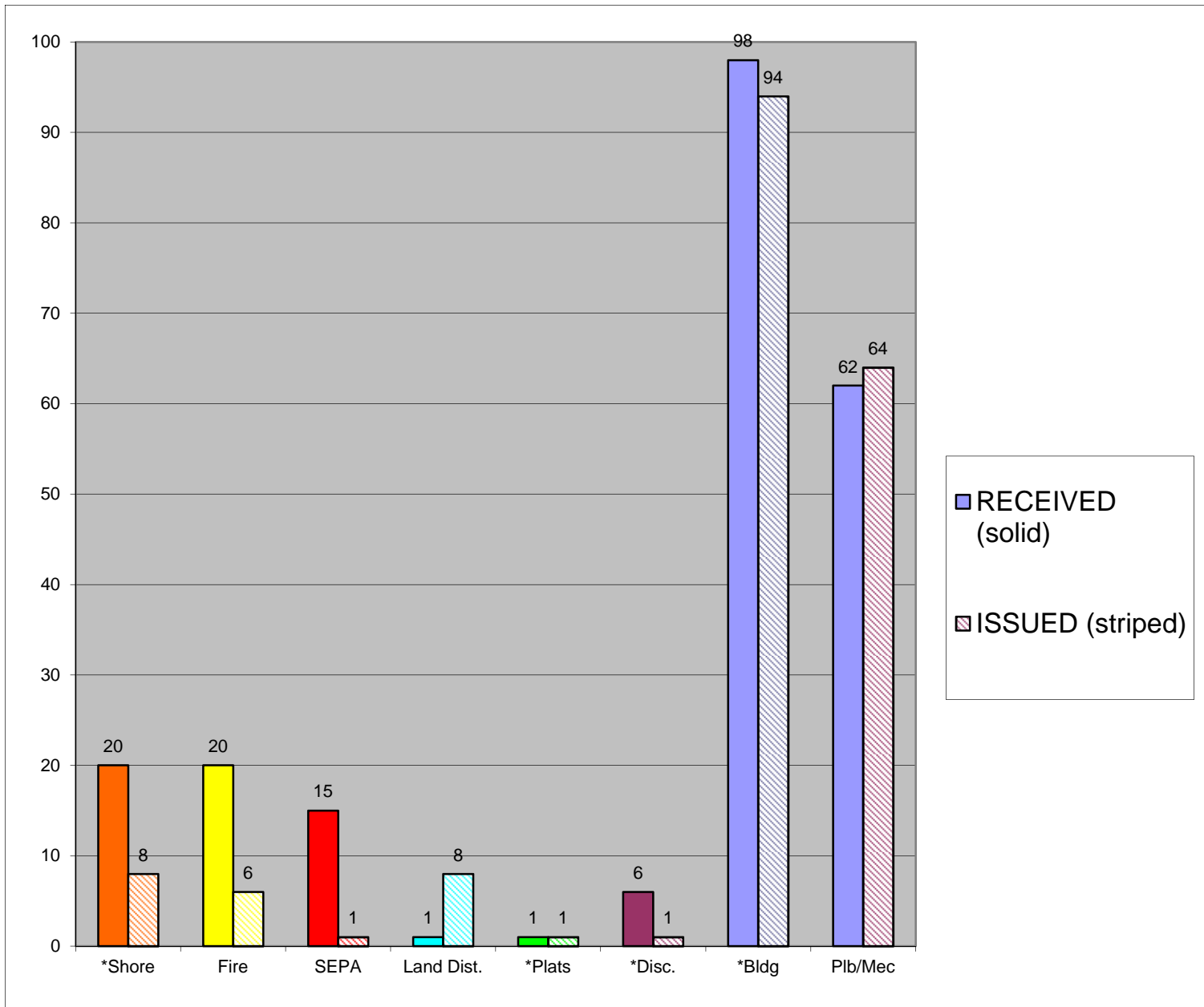
49%
Total Increase

Stripe = 2013 Solid = 2014





**CASES
 RECEIVED
 and
 ISSUED
 2014
 October**



Stripe = Issued
 Solid = Received

Monthly Permit Report
 October-14

*Shore = SHC, SHR, SHV, SHX
 *Plats = LSS, SSS, BSP, PUD, MDP
 *Disc = ADM, APL, CUP, NON, VAR
 *Bldg = COM, DET, MOB, SFR



YEAR TO DATE

**BLDG PERMITS
ISSUED**

JAN - DEC

**Comparing
2013 to 2014**

2013 646

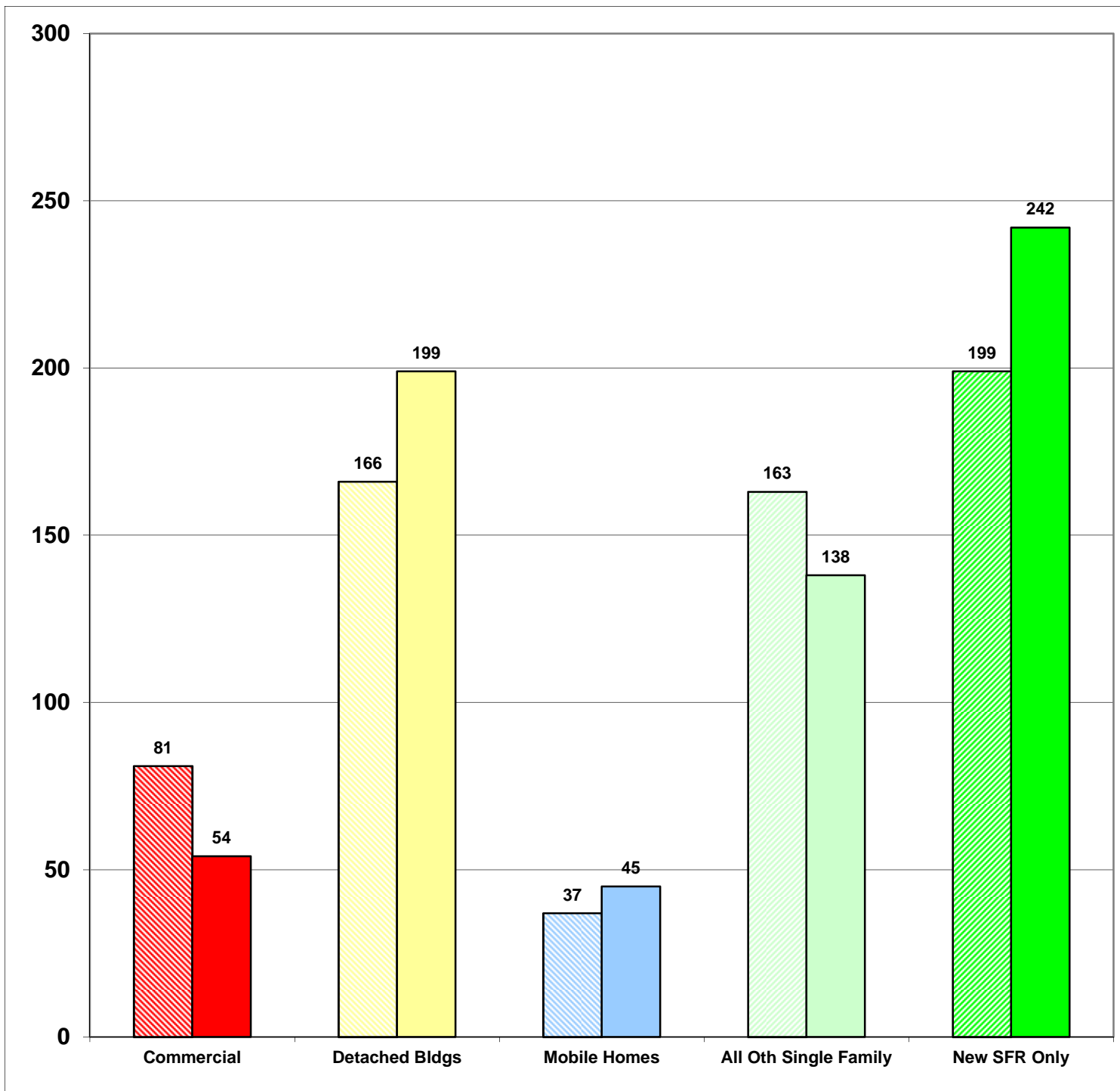
2014 678

5%

Total Increase

Stripe = 2013 Solid = 2014

Year to Date Report
October-14





YEAR TO DATE

**BLDG PERMITS
APPLIED FOR**

JAN - DEC

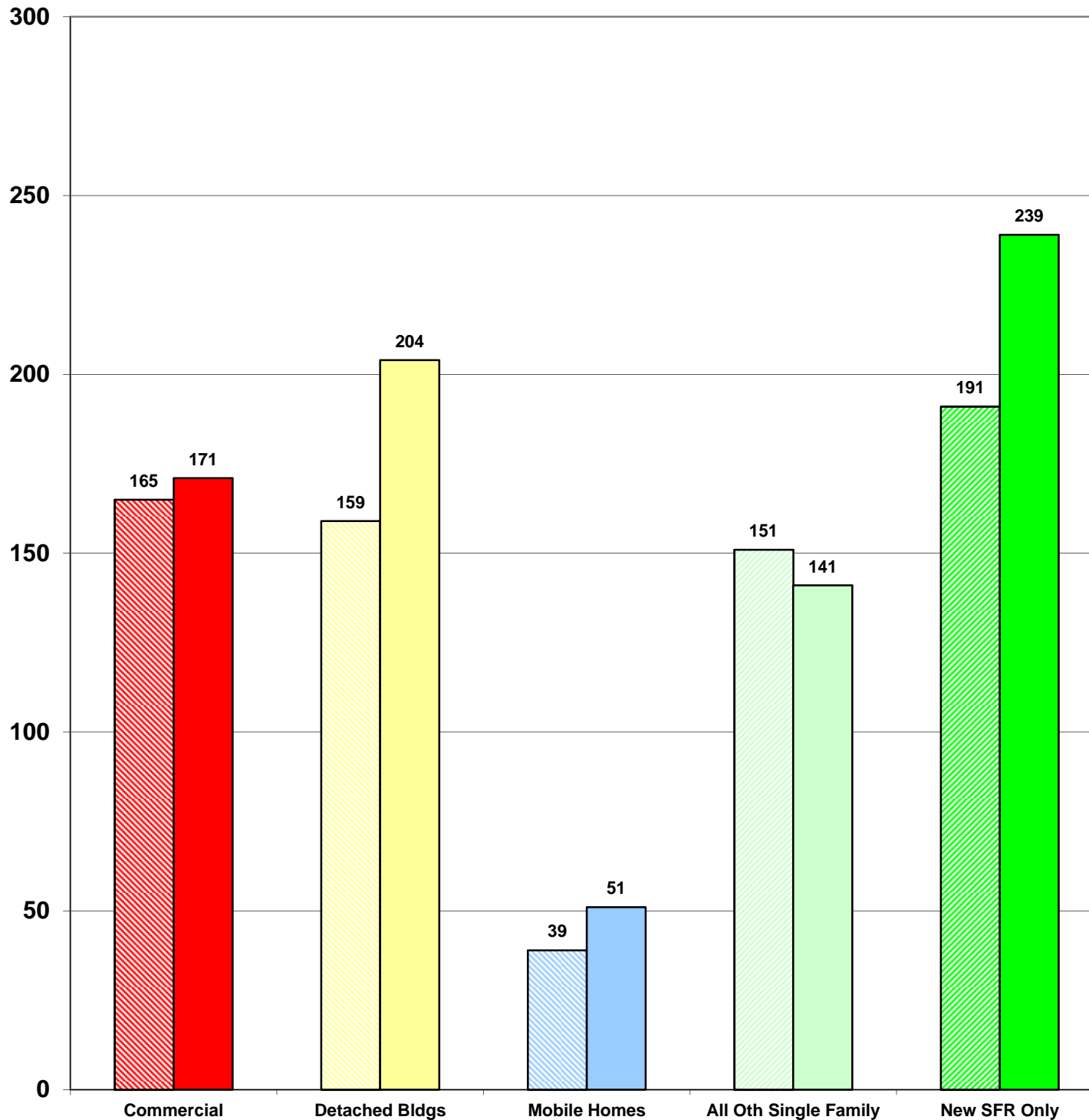
**Comparing
2013 to 2014**

2013	705
2014	806

**14%
Total Increase**

Stripe = 2013 Solid = 2014

Year to Date Report
October-14

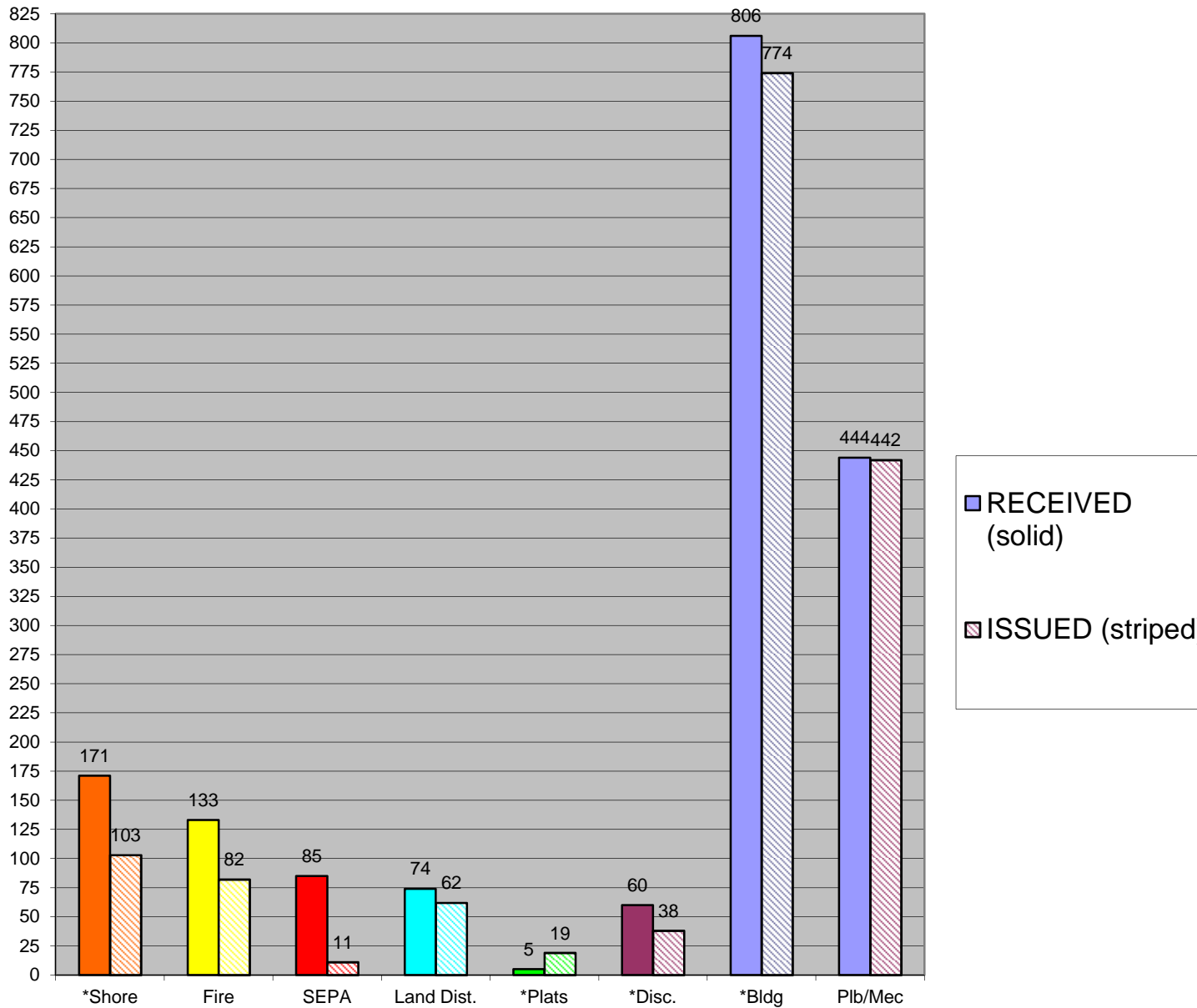




YEAR TO DATE

**CASES
RECEIVED
and
ISSUED**

JAN - DEC



Stripe = Issued
Solid = Received

Year to Date Report
October-14

- *Shore = SHC, SHR, SHV, SHX
- *Plats = LSS, SSS, BSP, PUD, MDP
- *Disc = ADM, APL, CUP, NON, VAR
- *Bldg = COM, DET, MOB, SFR