

Permit Activity, September 08

WHATCOM COUNTY PLANNING & DEVELOPMENT
2008 September



CURRENT MONTH		
SINGLE FAMILY RESIDENCES	ISSUED	VALUATION
NEW - RESIDENTIAL	21	4,966,763
NEW - DUPLEX		
ADDITION/REMODEL	21	1,117,603
CONVERT TO LIVING	2	92,840
DEMOLITION (SINGLE FAMILY)	4	12,700
MOVE TO SITE	1	23,304
REPLACE/REPAIR	1	1,000
RE-ROOF / SIDE ONLY		
TOTAL	50	\$6,214,210.00

MOBILE HOMES	ISSUED	VALUATION
NEW - MOBILE HOME	4	141,164
ADDITION TO MOB		
CONVERT TO STORAGE		
REPLACEMENT	2	75,551
TEMP MOBILE		
TOTAL	6	\$216,715.00

DETACHED BUILDINGS	ISSUED	VALUATION
NEW - AG BARN / STORAGE	5	177,784
NEW - GARAGE	12	239,266
NEW - OTHER TYPE BLDG	3	65,376
NEW - OTHER TYPE STRUCTURES	4	53,620
NEW - STORAGE	3	85,952
ADDITION / REMODEL	2	8,720
CONVERT TO OTHER		
DEMOLITION (DETACHED)	3	2,600
MOVE TO SITE	1	10,000
REPLACE / REPAIR	1	13,300
RE-ROOF ONLY	1	4,000
TOTAL	35	\$660,618.00

COMMERCIAL	ISSUED	VALUATION
NEW - 3 - 4 UNIT APARTMENTS		
NEW - 5 + UNIT APARTMENTS		
NEW - AIRPORT FACILITIES		
NEW - AMUSEMENT, SOCIAL, REC		
NEW - CHURCHES & OTH RELIGIOUS	1	2,315,000
NEW - FIRE STATIONS / MEDIC ONE		
NEW - HOSPITALS / INSTITUTIONAL		
NEW - HOTEL / MOTEL / TOUR. CAB		
NEW - INDUSTRIAL	1	172,000
NEW - MIXED USE		
NEW - OFFICE, BANKS, PROF		
NEW - OTHER PORTABLES		
NEW - OTHER TYPE BLDGS	1	100,000
NEW - OTHER TYPE STRUCTURES	2	520,000
NEW - PORTABLE CLASSROOM		
NEW - PUBLIC WORKS & UTILITY		
NEW - SCHOOLS & OTHER ED		
NEW - STORAGE BLDGS	1	16,461
NEW - STORES & CUSTOMER SERV		
NEW - WAREHOUSE		
ADDITION / REMODEL	1	2,000
CHANGE OF USE / TEN IMPROV / OCC	1	
CONVERT		
DEMOLITION (COMMERCIAL)		
MOVE TO SITE	1	28,000
REPLACE / REPAIR	4	300,000
RE-ROOF ONLY		
TOTAL	13	\$3,453,461.00

MONTHLY TOTAL	
ISSUED	VALUATION
104	\$10,545,004.00

YEAR TO DATE	
ISSUED	VALUATION
256	60,499,409
169	9,882,212
3	92,840
31	227,215
4	94,424
30	915,293
7	77,498
500	\$71,788,891.30

MOB	ISSUED	VALUATION
31	1,261,382	
27	1,015,065	
58	\$2,276,447.00	

DET	ISSUED	VALUATION
55	3,649,872	
122	2,840,025	
12	162,454	
21	276,164	
22	551,402	
15	655,148	
2	8,800	
10	31,350	
1	10,000	
10	124,742	
1	4,000	
271	\$8,313,956.50	

COM	ISSUED	VALUATION
2	2,988,413	
2	2,330,000	
1	1,750,000	
1	176,300	
5	2,134,000	
3	216,040	
1	53,902	
3	1,150,000	
40	10,877,504	
1	150,000	
4	696,583	
1	11,189	
2	2,425,882	
15	6,189,844	
9	263,000	
1		
3	36,000	
3	128,000	
10	2,406,000	
3	192,000	
110	\$34,174,657.18	

YEARLY TOTAL	
ISSUED	VALUATION
939	\$116,553,951.98



YEAR TO DATE

**BLDG PERMITS
 VALUATION**

in thousands

September

**Comparing
 2007 to 2008**

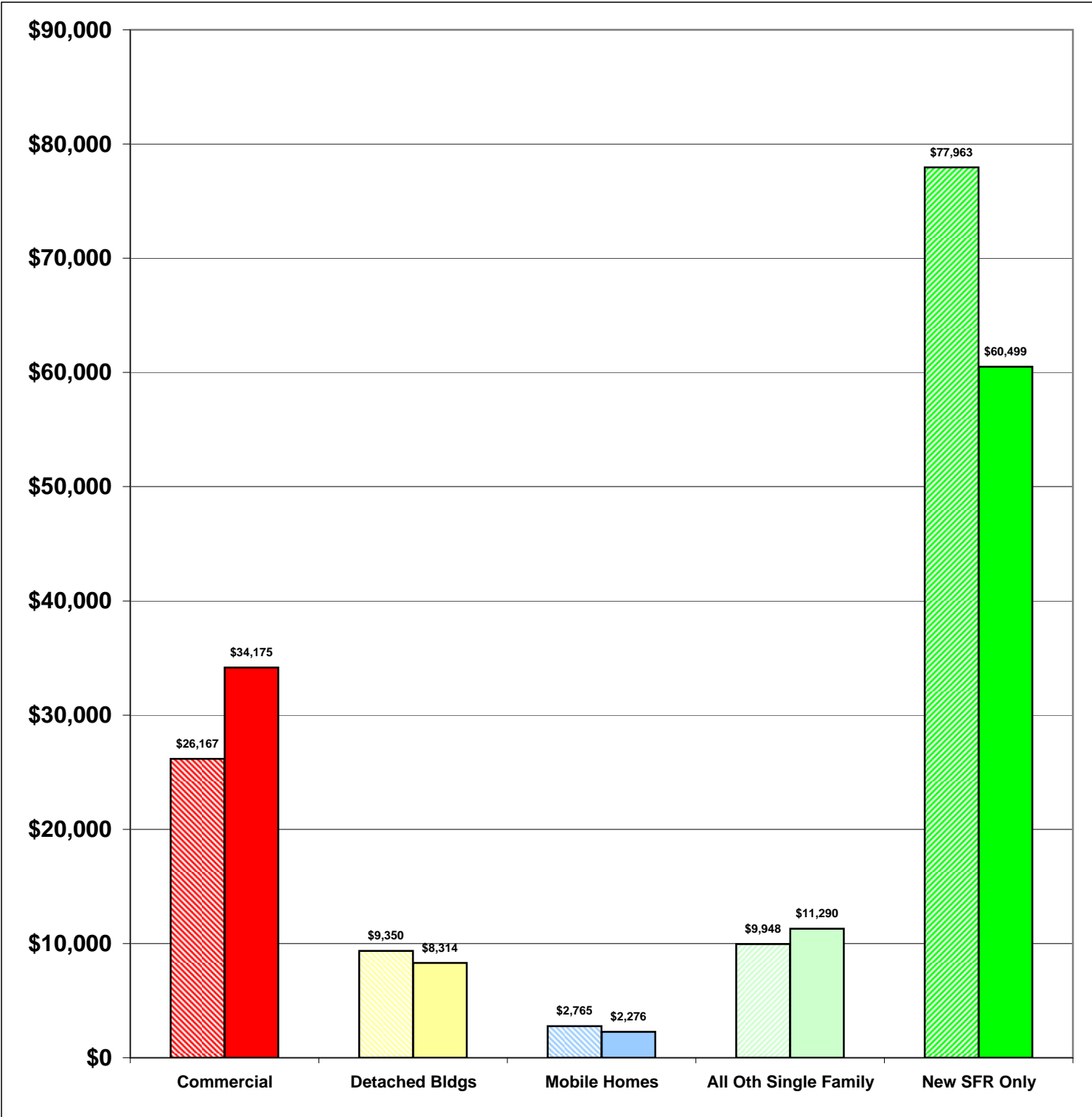
**2007 \$126,193
 2008 \$116,554**

-8%

Total Increase

Stripe = 07 Solid = 08

Year to Date Valuation Report
 September-08





BLDG PERMITS ISSUED

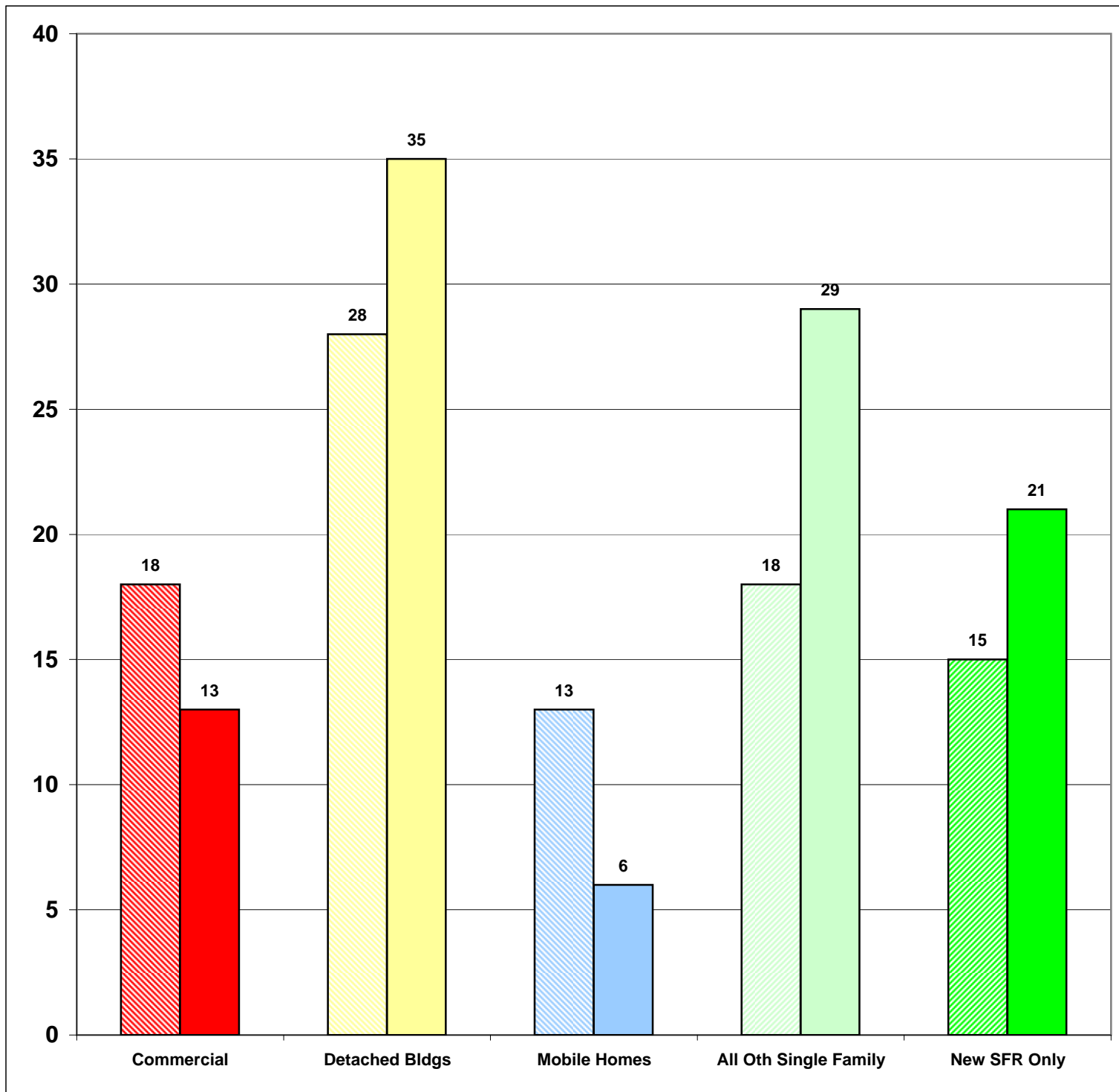
September

Comparing
2007 to 2008

Sep-07 92
Sep-08 104

13%
Total Increase

Stripe = 07 Solid = 08



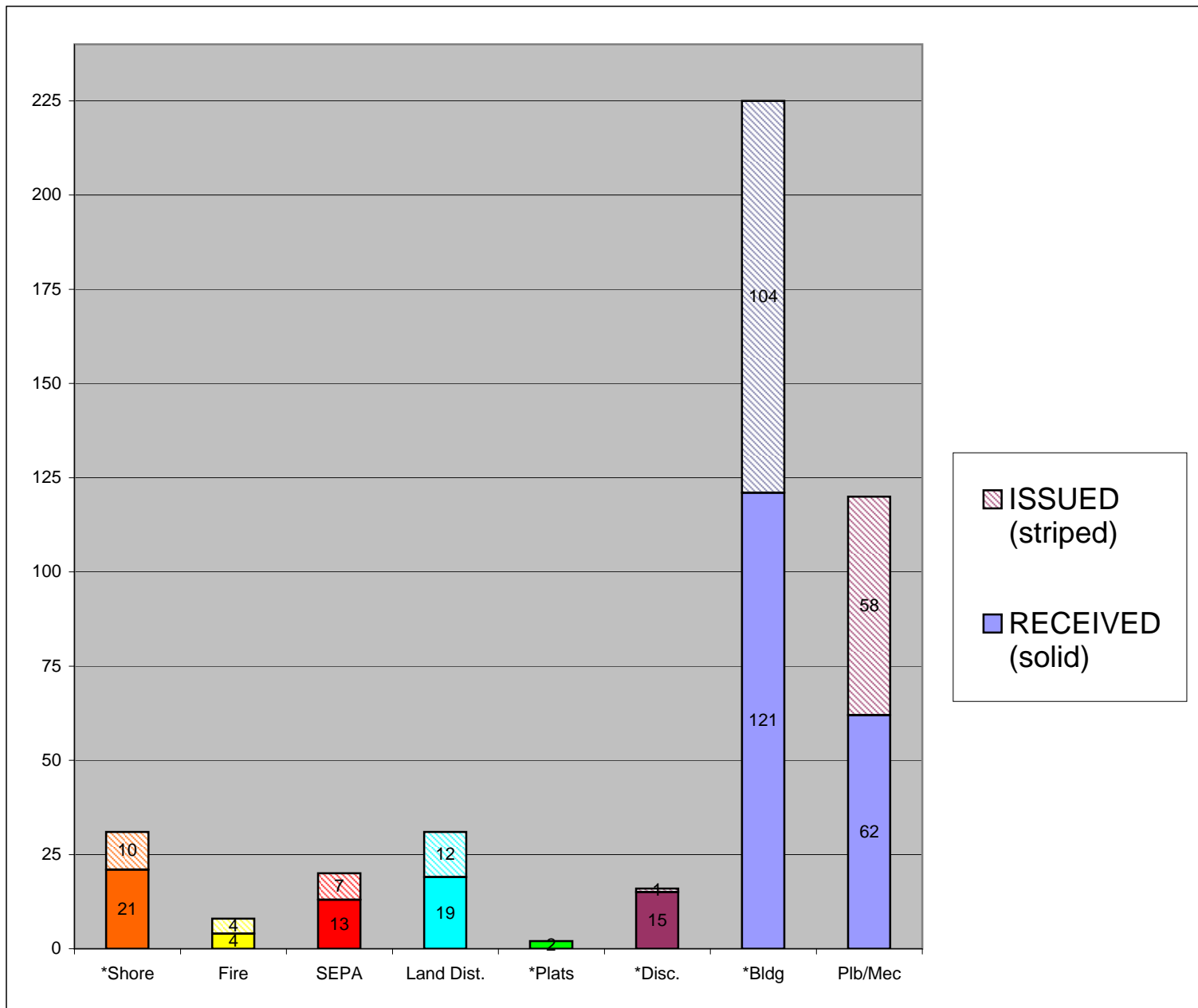


**CASES
 RECEIVED
 and
 ISSUED**

September

Stripe = Issued
Solid = Received

Monthly Permit Report
 September-08



*Shore = SHC, SHR, SHV, SHX
 *Plats = LSS, SSS, BSP, PUD, MDP
 *Disc = ADM, APL, CUP, NON, VAR
 *Bldg = COM, DET, MOB, SFR



YEAR TO DATE

**BLDG PERMITS
ISSUED**

JAN - SEP

**Comparing
2007 to 2008**

2007 1162

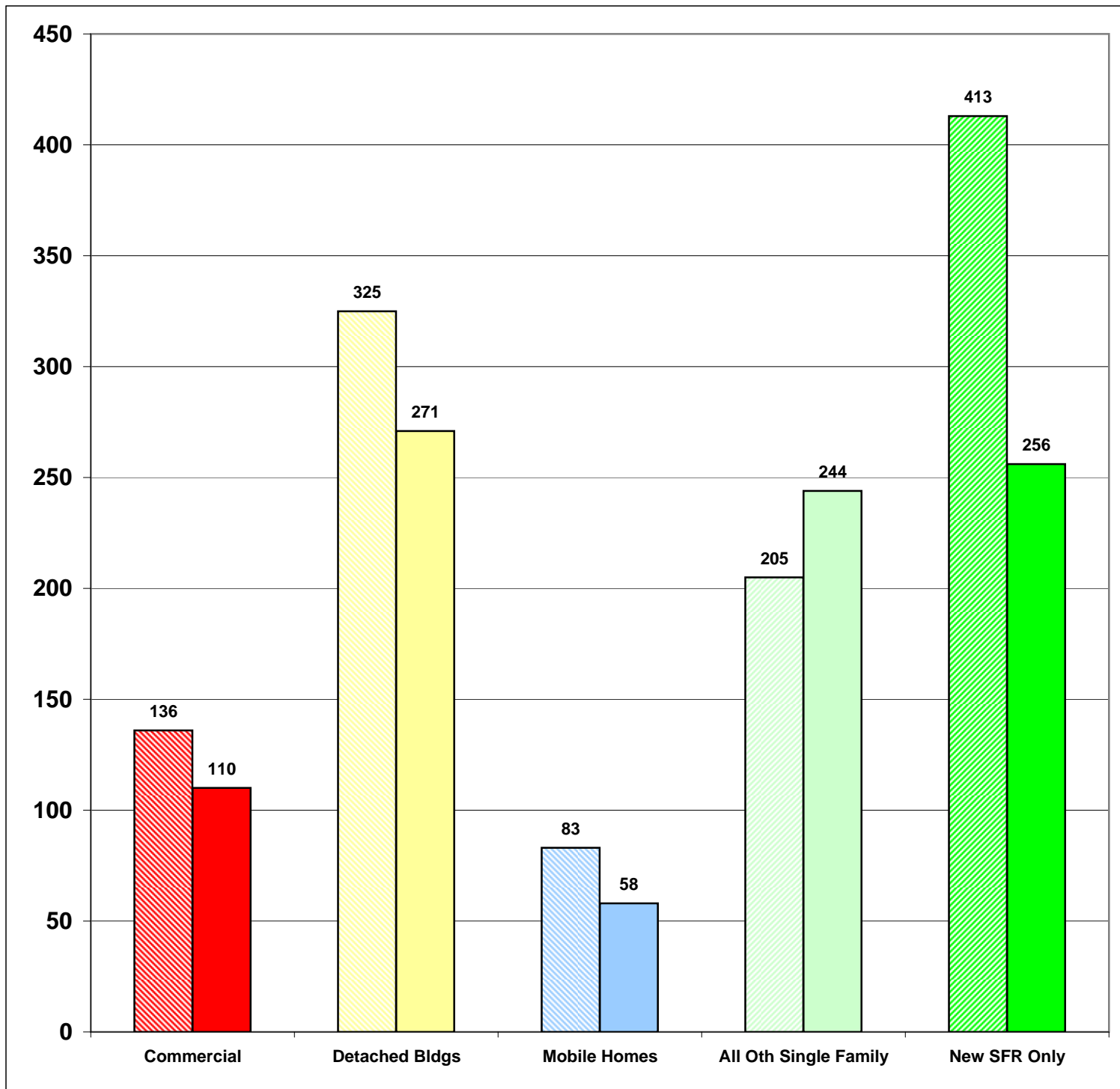
2008 939

-19%

Total Increase

Stripe = 07 Solid = 08

Year to Date Report
September-08





YEAR TO DATE

**BLDG PERMITS
APPLIED FOR**

JAN - SEP

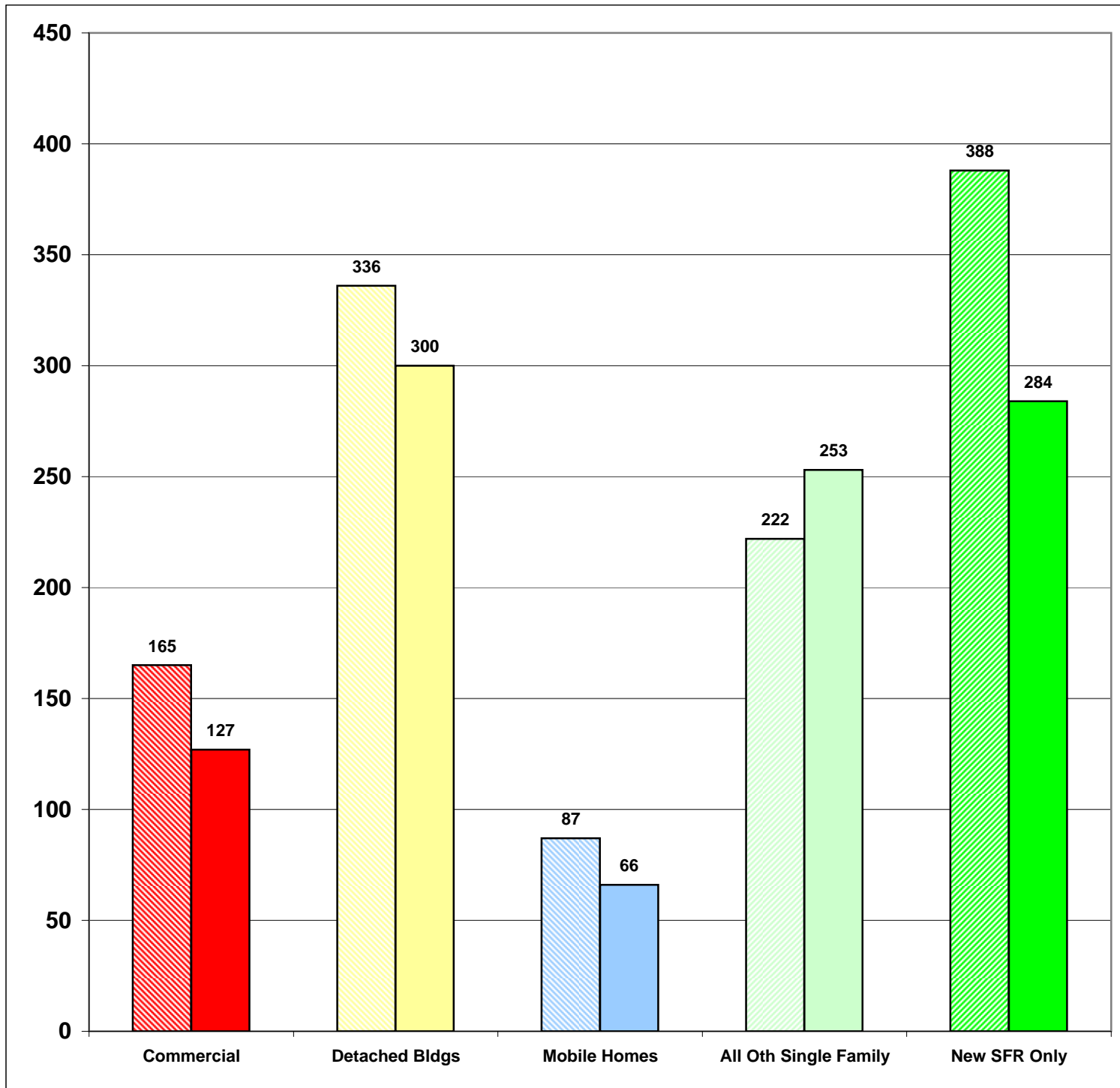
**Comparing
2007 to 2008**

2007	1198
2008	1030

-14%

Total Increase

Stripe = 07 Solid = 08





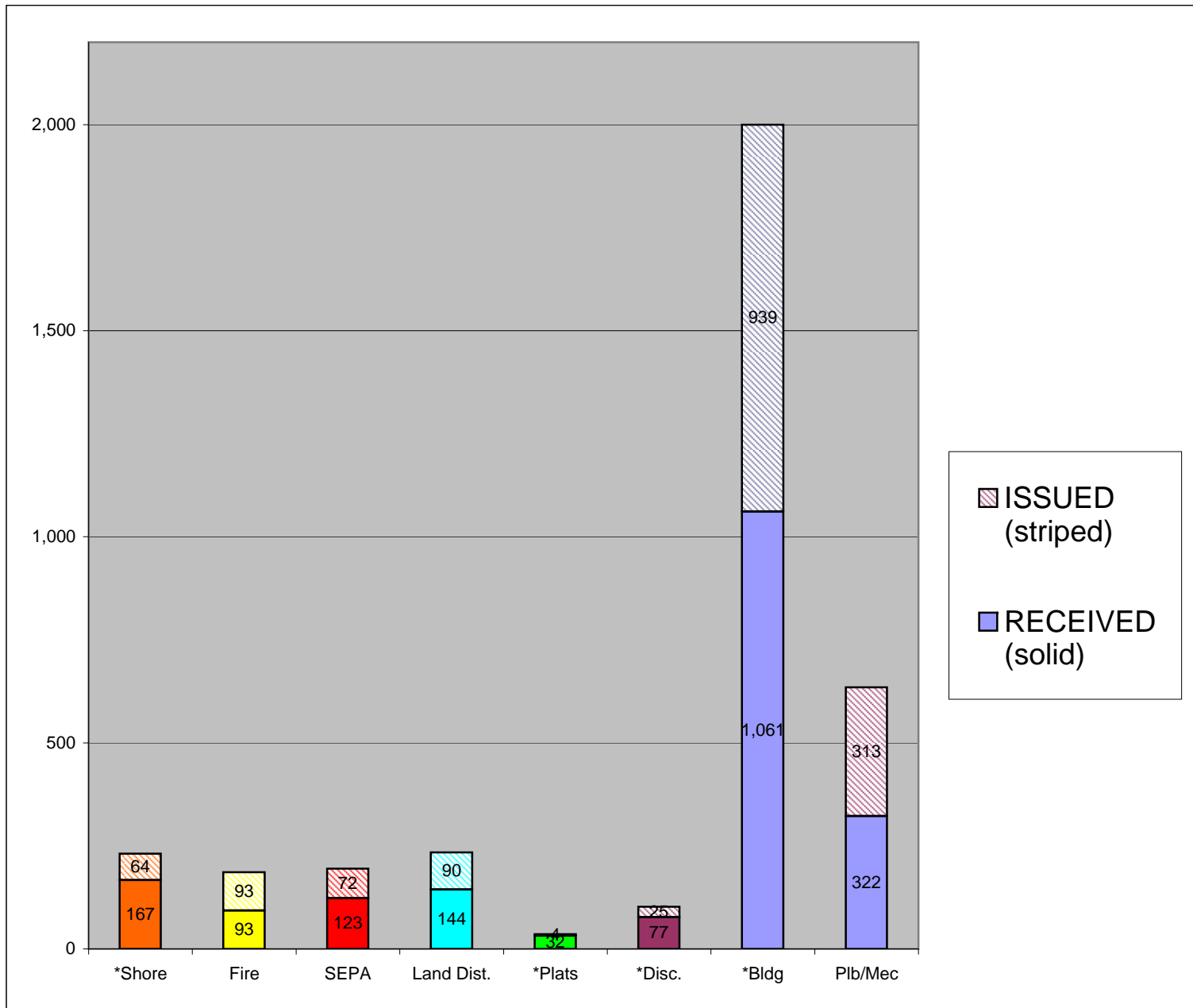
YEAR TO DATE

**CASES
RECEIVED
and
ISSUED**

JAN - SEP

Stripe = Issued
Solid = Received

Year to Date Report
September-08



*Shore = SHC, SHR, SHV, SHX

*Plats = LSS, SSS, BSP, PUD, MDP

*Disc = ADM, APL, CUP, NON, VAR

*Bldg = COM, DET, MOB, SFR