

Permit Activity, September 09

WHATCOM COUNTY PLANNING & DEVELOPMENT
2009 September



CURRENT MONTH		
SINGLE FAMILY RESIDENCES	ISSUED	VALUATION
NEW - RESIDENTIAL	21	4,298,625
NEW - DUPLEX		
ADDITION/REMODEL	13	458,149
CONVERT TO LIVING	1	-
DEMOLITION (SINGLE FAMILY)	2	7,000
MOVE TO SITE		
REPLACE/REPAIR		
RE-ROOF / SIDE ONLY		
TOTAL	37	\$4,763,774.00

MOBILE HOMES	ISSUED	VALUATION
NEW - MOBILE HOME	4	197,512
ADDITION TO MOB		
CONVERT TO STORAGE		
REPLACEMENT	5	352,452
TEMP MOBILE	1	47,740
TOTAL	10	\$597,704.00

DETACHED BUILDINGS	ISSUED	VALUATION
NEW - AG BARN / STORAGE	5	329,805
NEW - GARAGE	9	234,005
NEW - OTHER TYPE BLDG		
NEW - OTHER TYPE STRUCTURES		
NEW - STORAGE	5	115,620
ADDITION / REMODEL	2	20,584
CONVERT TO OTHER		
DEMOLITION (DETACHED)	3	1,650
MOVE TO SITE	1	7,650
REPLACE / REPAIR	1	38,000
RE-ROOF ONLY		
TOTAL	26	\$747,314.00

COMMERCIAL	ISSUED	VALUATION
NEW - 3 - 4 UNIT APARTMENTS		
NEW - 5 + UNIT APARTMENTS		
NEW - AIRPORT FACILITIES		
NEW - AMUSEMENT, SOCIAL, REC		
NEW - CHURCHES & OTH RELIGIOUS		
NEW - FIRE STATIONS / MEDIC ONE		
NEW - HOSPITALS / INSTITUTIONAL		
NEW - HOTEL / MOTEL / TOUR. CAB		
NEW - INDUSTRIAL		
NEW - MIXED USE		
NEW - OFFICE, BANKS, PROF		
NEW - OTHER PORTABLES		
NEW - OTHER TYPE BLDGS		
NEW - OTHER TYPE STRUCTURES	6	1,118,800
NEW - PORTABLE CLASSROOM		
NEW - PUBLIC WORKS & UTILITY		
NEW - SCHOOLS & OTHER ED		
NEW - STORAGE BLDGS		
NEW - STORES & CUSTOMER SERV		
NEW - WAREHOUSE		
ADDITION / REMODEL		
CHANGE OF USE / TEN IMPROV / OCC		
CONVERT		
DEMOLITION (COMMERCIAL)	2	97,196
MOVE TO SITE		
REPLACE / REPAIR		
RE-ROOF ONLY		
TOTAL	8	\$1,215,996.00

MONTHLY TOTAL	
ISSUED	VALUATION
81	\$7,324,788.00

YEAR TO DATE	
ISSUED	VALUATION
172	35,614,323
124	7,841,914
6	467,217
15	85,000
19	581,498
3	56,662
339	\$44,646,613.90

MOB	ISSUED	VALUATION
	26	1,055,423
	16	742,150
	1	47,740
	43	\$1,845,313.00

DET	ISSUED	VALUATION
	43	1,876,229
	64	1,894,724
	14	659,153
	16	245,274
	16	439,920
	11	176,146
	1	10,000
	14	594,450
	1	7,650
	10	203,815
	190	\$6,107,361.28

COM	ISSUED	VALUATION
	1	155,043
	1	24,420
	8	21,191,399
	2	15,604,488
	5	2,283,213
	5	2,526,994
	35	2,510,360
	1	120,000
	1	20,000
	1	238,000
	9	2,297,996
	4	1,985,786
	12	492,134
	7	2,659,969
	4	104,696
	1	3,550
	8	178,888
	1	30,000
	106	\$52,426,936.84

YEARLY TOTAL	
ISSUED	VALUATION
678	\$105,026,225.02



YEAR TO DATE

**BLDG PERMITS
 VALUATION**

in thousands

September

**Comparing
 2008 to 2009**

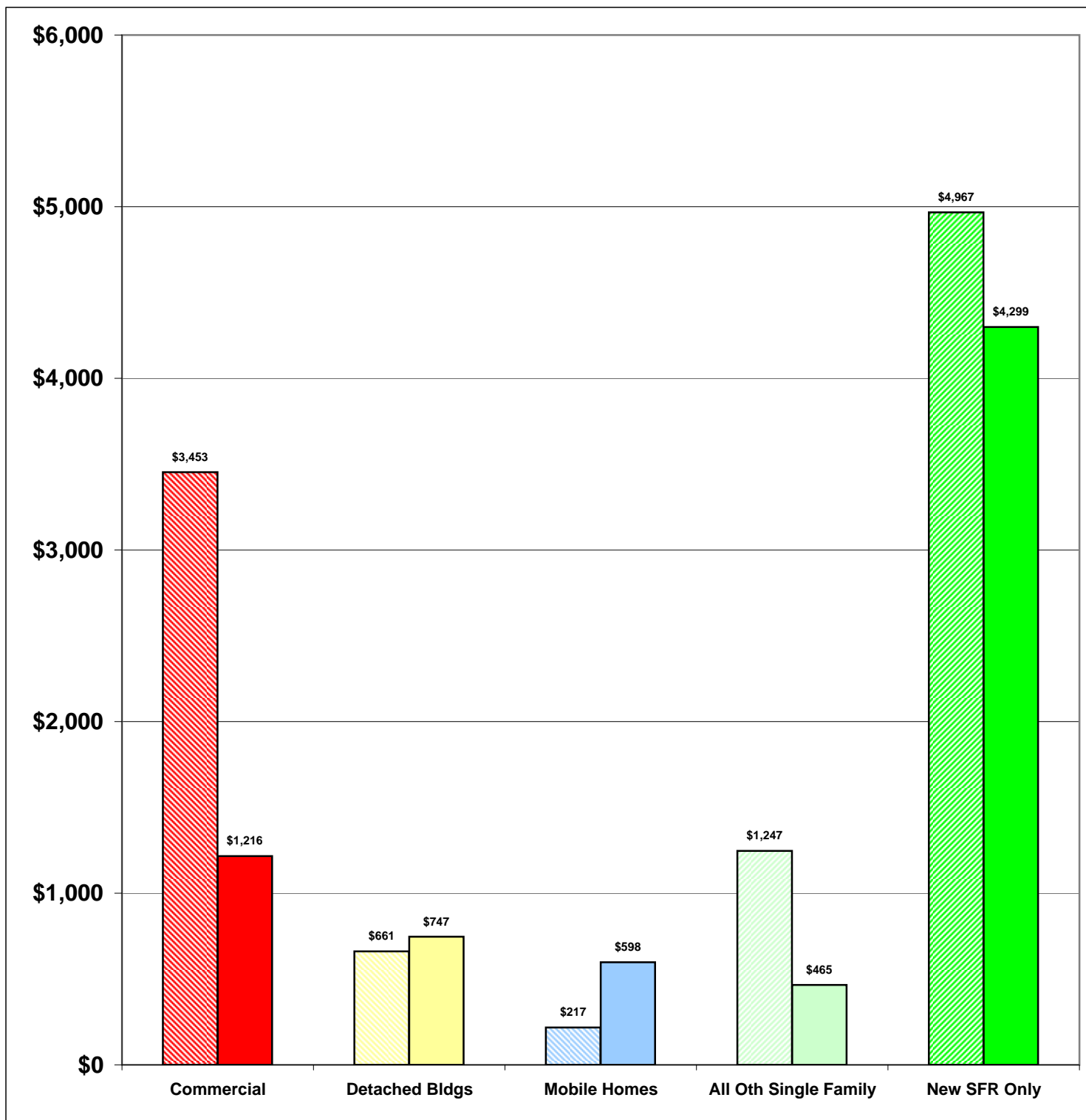
**2008 \$10,545
 2009 \$7,325**

-31%

Total Increase

Stripe = 08 Solid = 09

Year to Date Valuation Report
 September-09





BLDG PERMITS ISSUED

September

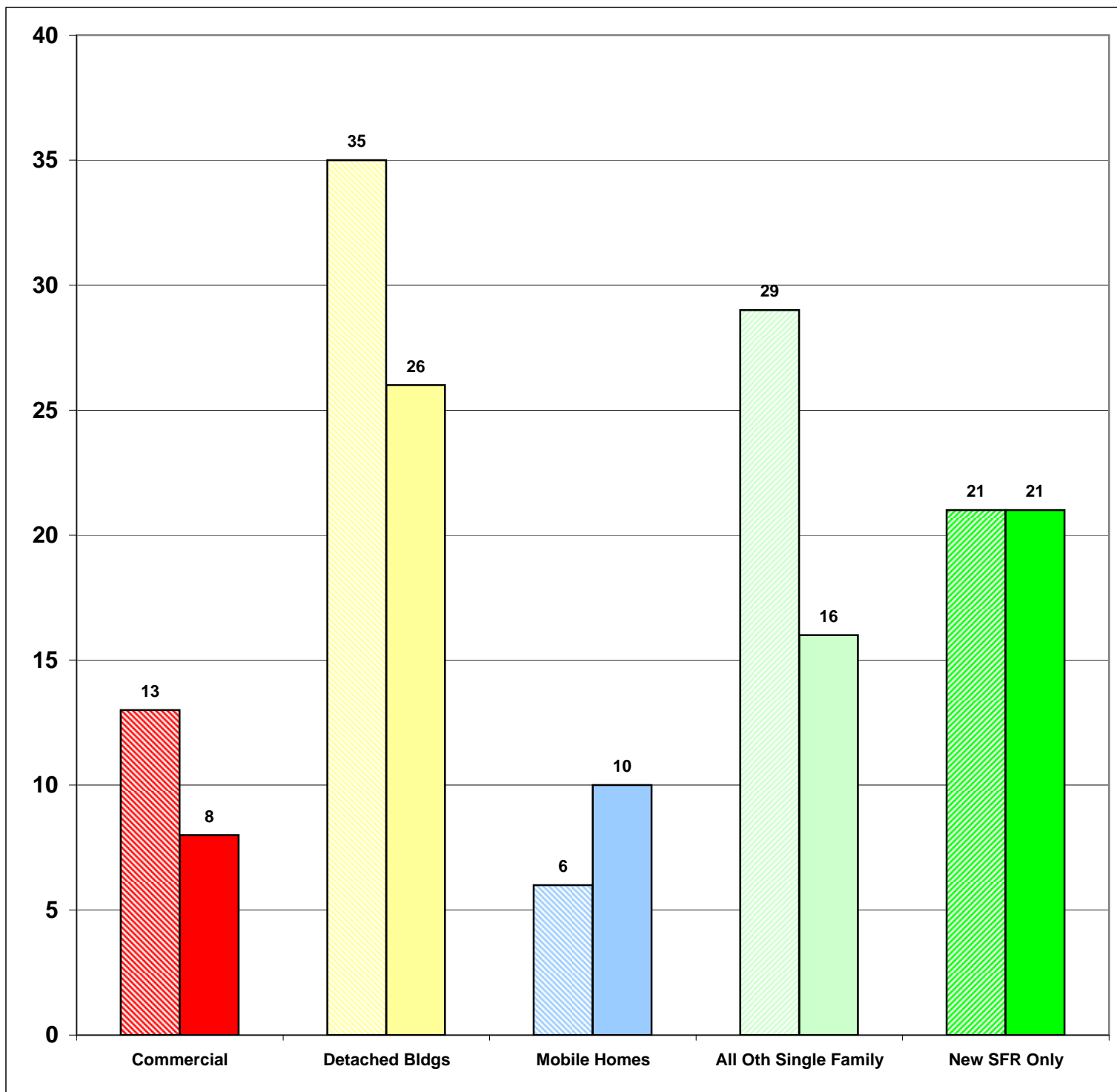
Comparing
2008 to 2009

Sep-08 104
Sep-09 81

-22%

Total Increase

Stripe = 08 Solid = 09



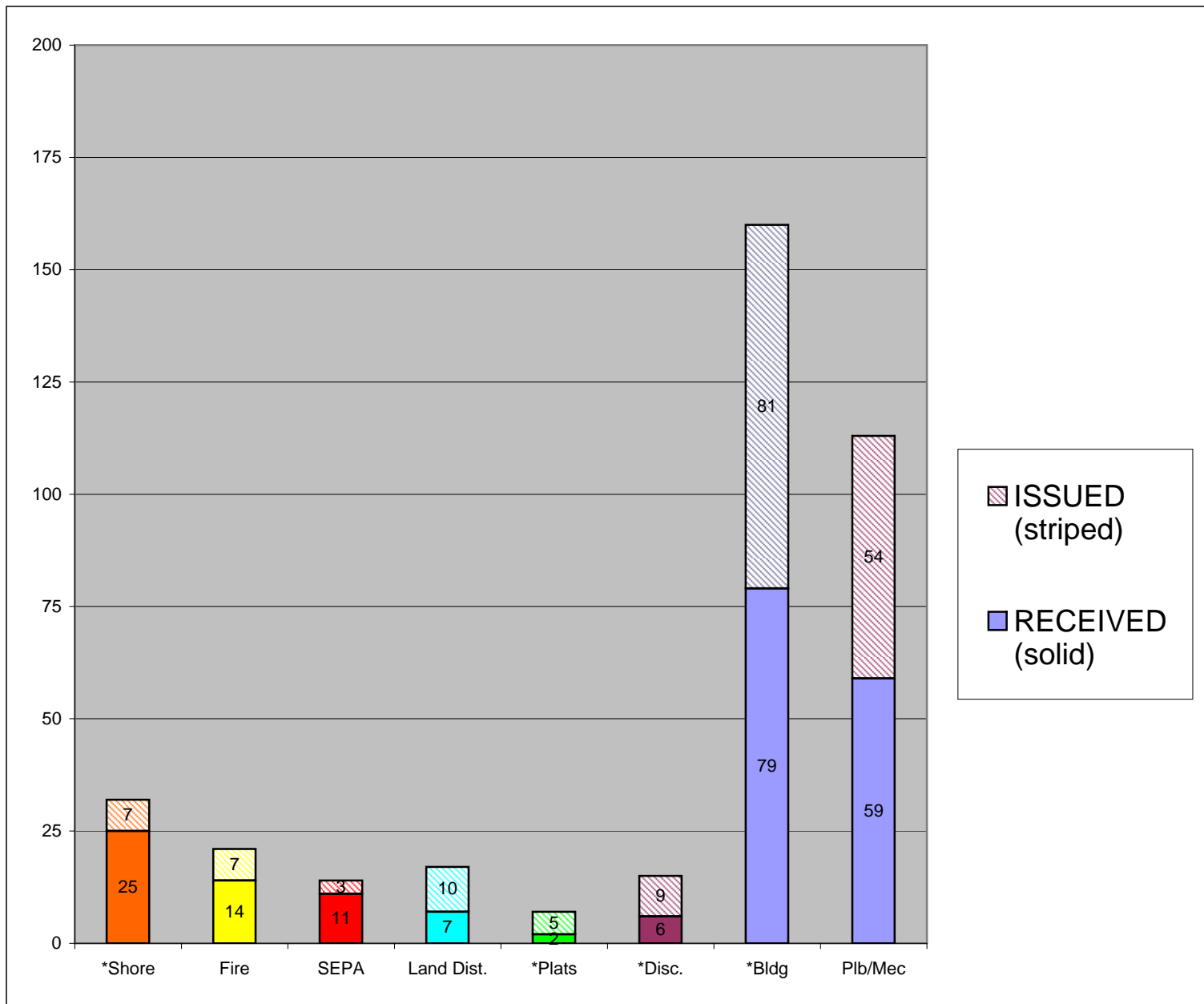


**CASES
 RECEIVED
 and
 ISSUED**

September

Stripe = Issued
Solid = Received

Monthly Permit Report
 September-09



*Shore = SHC, SHR, SHV, SHX

*Plats = LSS, SSS, BSP, PUD, MDP

*Disc = ADM, APL, CUP, NON, VAR

*Bldg = COM, DET, MOB, SFR



YEAR TO DATE

**BLDG PERMITS
ISSUED**

JAN - SEP

**Comparing
2008 to 2009**

2008 939

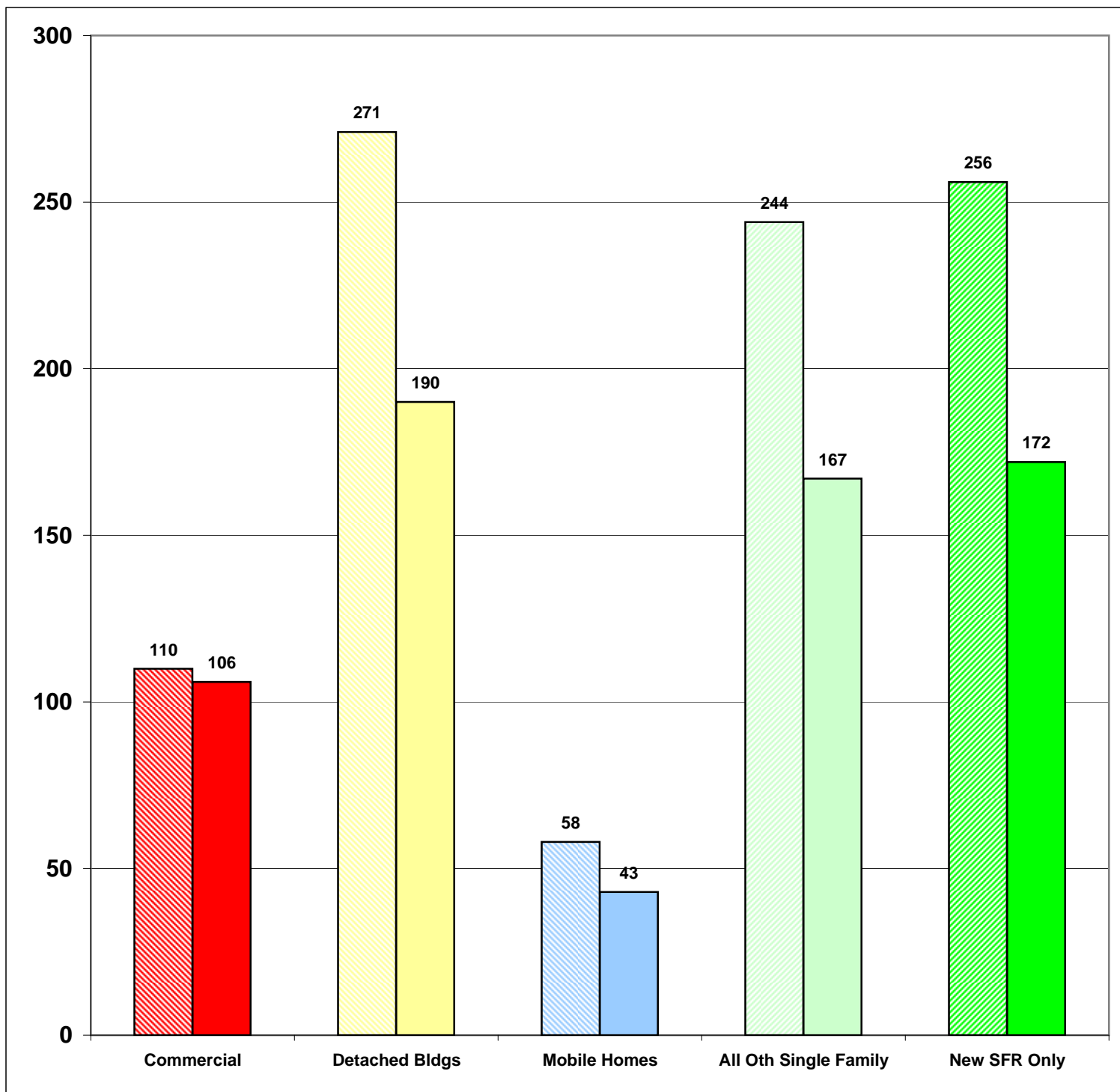
2009 678

-28%

Total Increase

Stripe = 08 Solid = 09

Year to Date Report
September-09





YEAR TO DATE

**BLDG PERMITS
APPLIED FOR**

JAN - SEP

**Comparing
2008 to 2009**

2008 1017

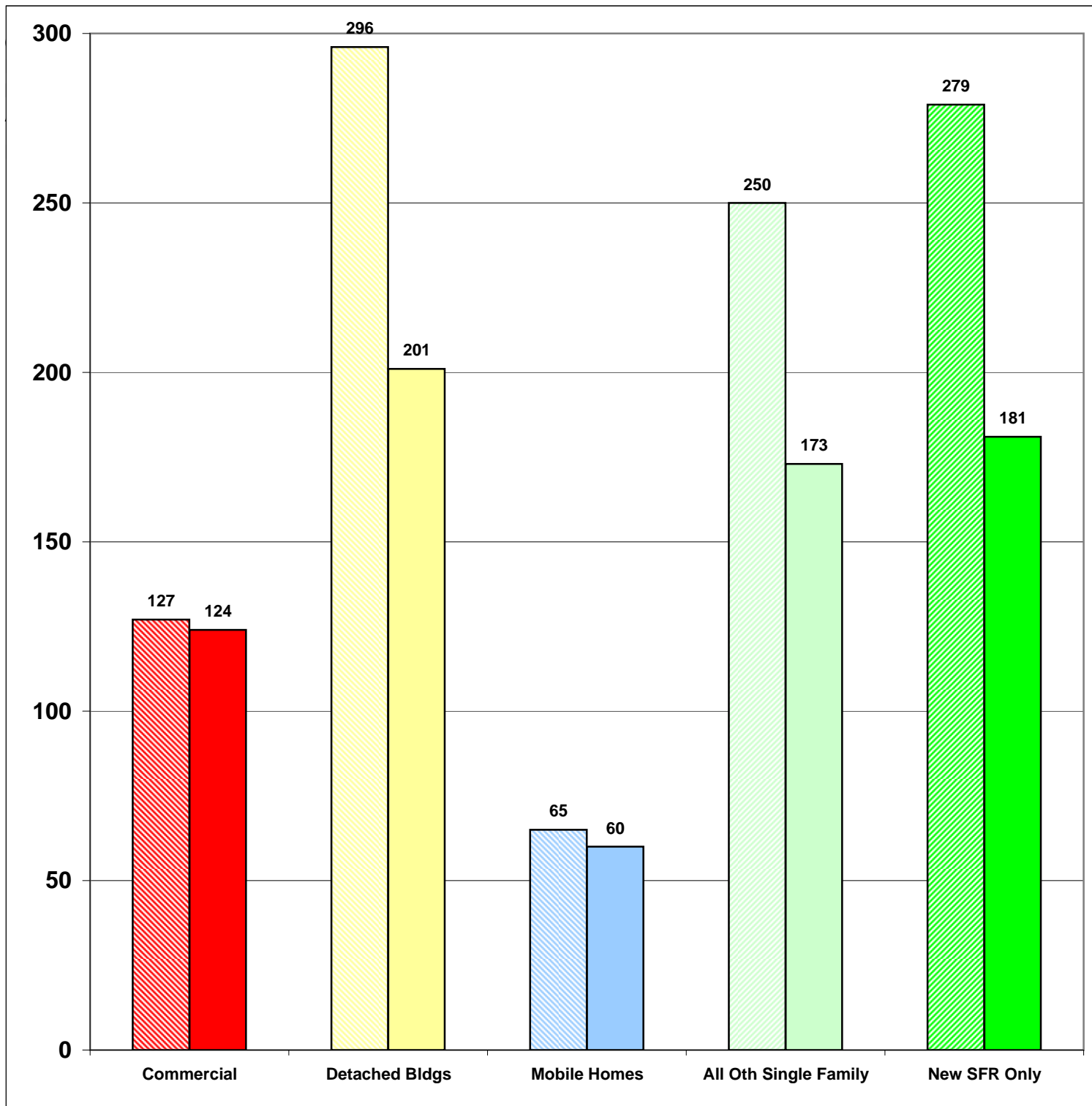
2009 739

-27%

Total Increase

Stripe = 08 Solid = 09

**Year to Date Report
September-09**



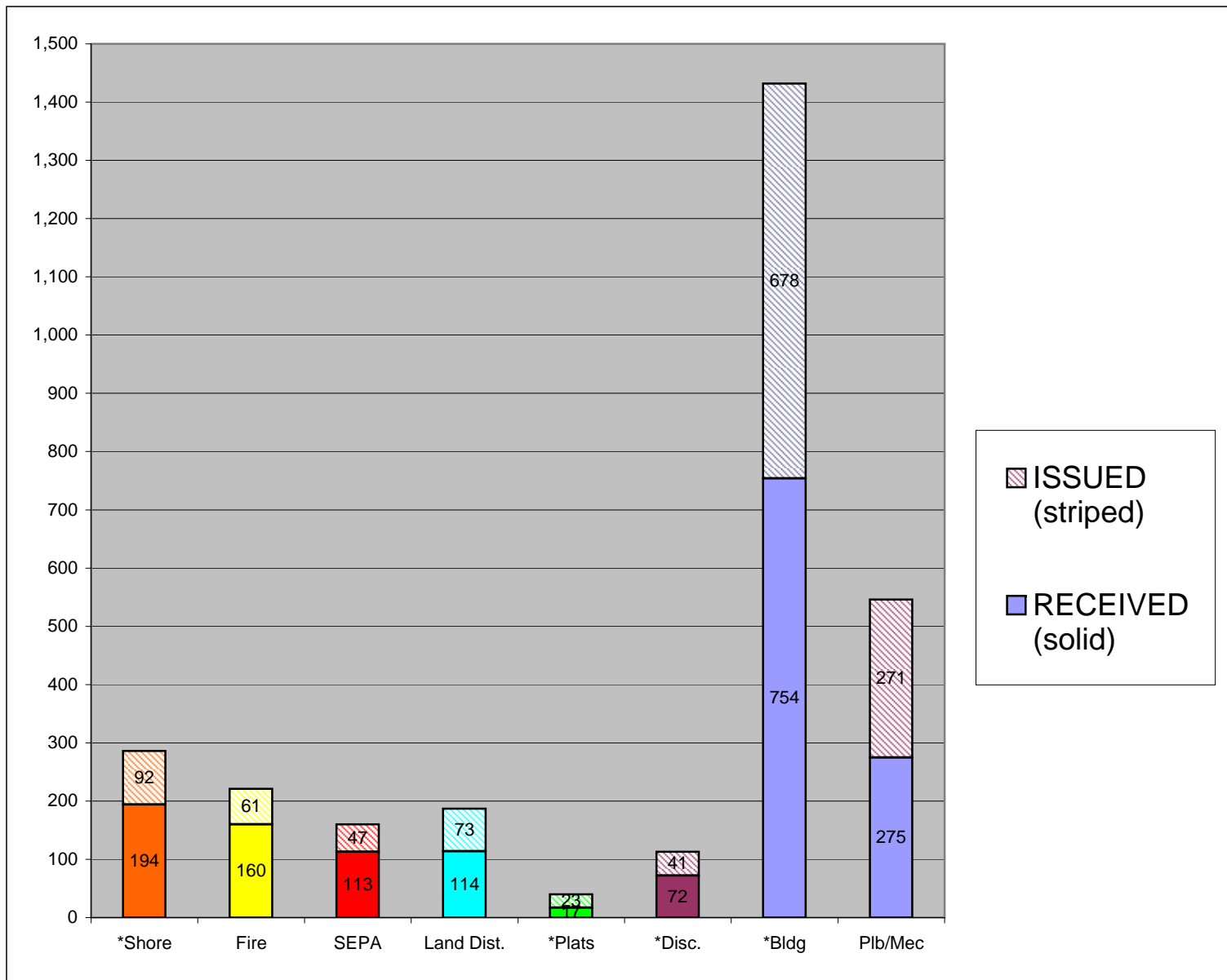


YEAR TO DATE

CASES

**RECEIVED
 and
 ISSUED**

JAN - SEP



Stripe = Issued
Solid = Received

- *Shore = SHC, SHR, SHV, SHX
- *Plats = LSS, SSS, BSP, PUD, MDP
- *Disc = ADM, APL, CUP, NON, VAR
- *Bldg = COM, DET, MOB, SFR