

# Permit Activity, September 10

WHATCOM COUNTY PLANNING & DEVELOPMENT  
2010 September



CURRENT MONTH		
SINGLE FAMILY RESIDENCES	ISSUED	VALUATION
NEW - RESIDENTIAL	16	3,962,523
NEW - DUPLEX		
ADDITION/REMODEL	17	1,416,249
CONVERT TO LIVING		
DEMOLITION (SINGLE FAMILY)	2	9,000
MOVE TO SITE	1	12,000
REPLACE/REPAIR	3	24,592
RE-ROOF / SIDE ONLY		
<b>TOTAL</b>	<b>39</b>	<b>\$5,424,364.00</b>

MOBILE HOMES	ISSUED	VALUATION
NEW - MOBILE HOME	2	127,341
ADDITION TO MOB		
CONVERT TO STORAGE		
REPLACEMENT	2	70,024
TEMP MOBILE		
<b>TOTAL</b>	<b>4</b>	<b>\$197,365.00</b>

DETACHED BUILDINGS	ISSUED	VALUATION
NEW - AG BARN / STORAGE	4	111,510
NEW - GARAGE	7	171,120
NEW - OTHER TYPE BLDG	1	8,640
NEW - OTHER TYPE STRUCTURES	3	96,386
NEW - STORAGE		
ADDITION / REMODEL	1	24,000
CONVERT TO OTHER		
DEMOLITION (DETACHED)	3	23,000
MOVE TO SITE		
REPLACE / REPAIR	1	13,180
RE-ROOF ONLY		
<b>TOTAL</b>	<b>20</b>	<b>\$447,836.00</b>

COMMERCIAL	ISSUED	VALUATION
NEW - 3 - 4 UNIT APARTMENTS		
NEW - 5 + UNIT APARTMENTS		
NEW - AIRPORT FACILITIES		
NEW - AMUSEMENT, SOCIAL, REC		
NEW - CHURCHES & OTH RELIGIOUS		
NEW - FIRE STATIONS / MEDIC ONE		
NEW - HOSPITALS / INSTITUTIONAL		
NEW - HOTEL / MOTEL / TOUR. CAB		
NEW - INDUSTRIAL		
NEW - MIXED USE		
NEW - OFFICE, BANKS, PROF	1	8,000
NEW - OTHER PORTABLES		
NEW - OTHER TYPE BLDGS		
NEW - OTHER TYPE STRUCTURES	2	10,295
NEW - PORTABLE CLASSROOM		
NEW - PUBLIC WORKS & UTILITY		
NEW - SCHOOLS & OTHER ED		
NEW - STORAGE BLDGS		
NEW - STORES & CUSTOMER SERV		
NEW - WAREHOUSE		
ADDITION / REMODEL	1	100,000
CHANGE OF USE / TEN IMPROV / OCC		
CONVERT		
DEMOLITION (COMMERCIAL)		
MOVE TO SITE		
REPLACE / REPAIR	1	1,200,000
RE-ROOF ONLY		
<b>TOTAL</b>	<b>5</b>	<b>\$1,318,294.88</b>

MONTHLY TOTAL	
ISSUED	VALUATION
68	\$7,387,859.88

YEAR TO DATE	
ISSUED	VALUATION
161	38,510,765
2	345,156
152	8,603,139
8	324,357
24	150,370
4	110,750
18	1,459,760
4	30,962
<b>373</b>	<b>\$49,535,259.50</b>

MOB	ISSUED	VALUATION
35	1,610,357	
15	450,702	
1	8,081	
<b>51</b>	<b>\$2,069,140.00</b>	

DET	ISSUED	VALUATION
41	2,084,142	
57	1,933,571	
5	76,650	
23	303,657	
14	405,895	
18	427,160	
1	6,720	
19	71,250	
6	59,320	
<b>184</b>	<b>\$5,368,365.00</b>	

COM	ISSUED	VALUATION
3	902,746	
1	6,455,305	
1	100,000	
1	375,000	
4	725,784	
10	1,887,699	
1	535,065	
3	438,524	
1	125,000	
5	873,701	
46	9,219,015	
1	20,000	
8	1,302,442	
20	2,347,161	
20	461,579	
2	720,305	
8	49,400	
15	1,899,641	
3	39,714	
<b>153</b>	<b>\$28,478,081.33</b>	

YEARLY TOTAL	
ISSUED	VALUATION
761	\$85,450,845.83



**YEAR TO DATE**

**BLDG PERMITS  
 VALUATION**

in thousands

**JAN - SEP**

Comparing  
 2009 to 2010

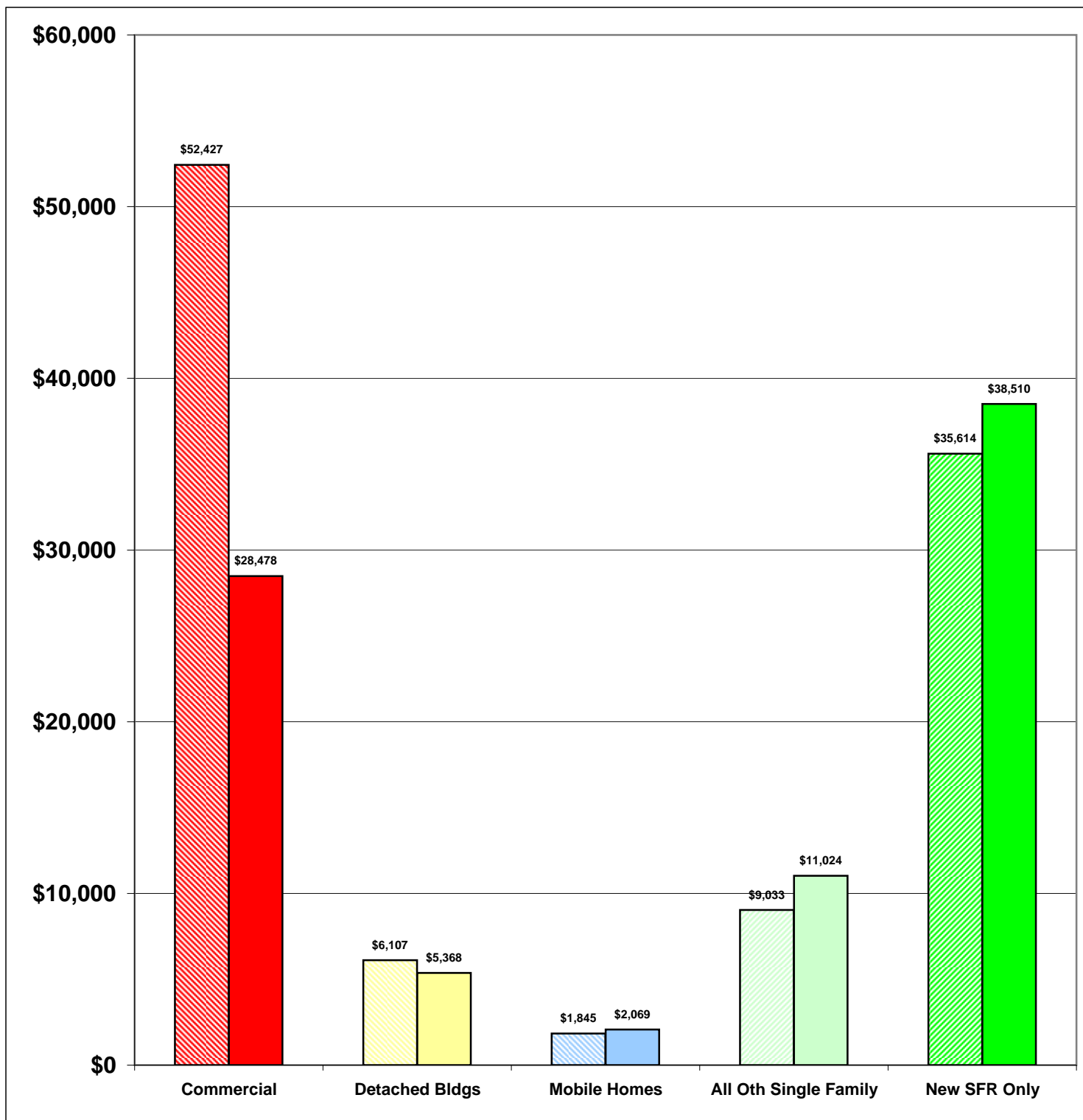
**2009    \$105,026**  
**2010    \$85,449**

**-19%**

**Total Increase**

Stripe = 09    Solid = 10

Year to Date Valuation Report  
 September-10





## BLDG PERMITS ISSUED

SEP

Comparing  
2009 to 2010

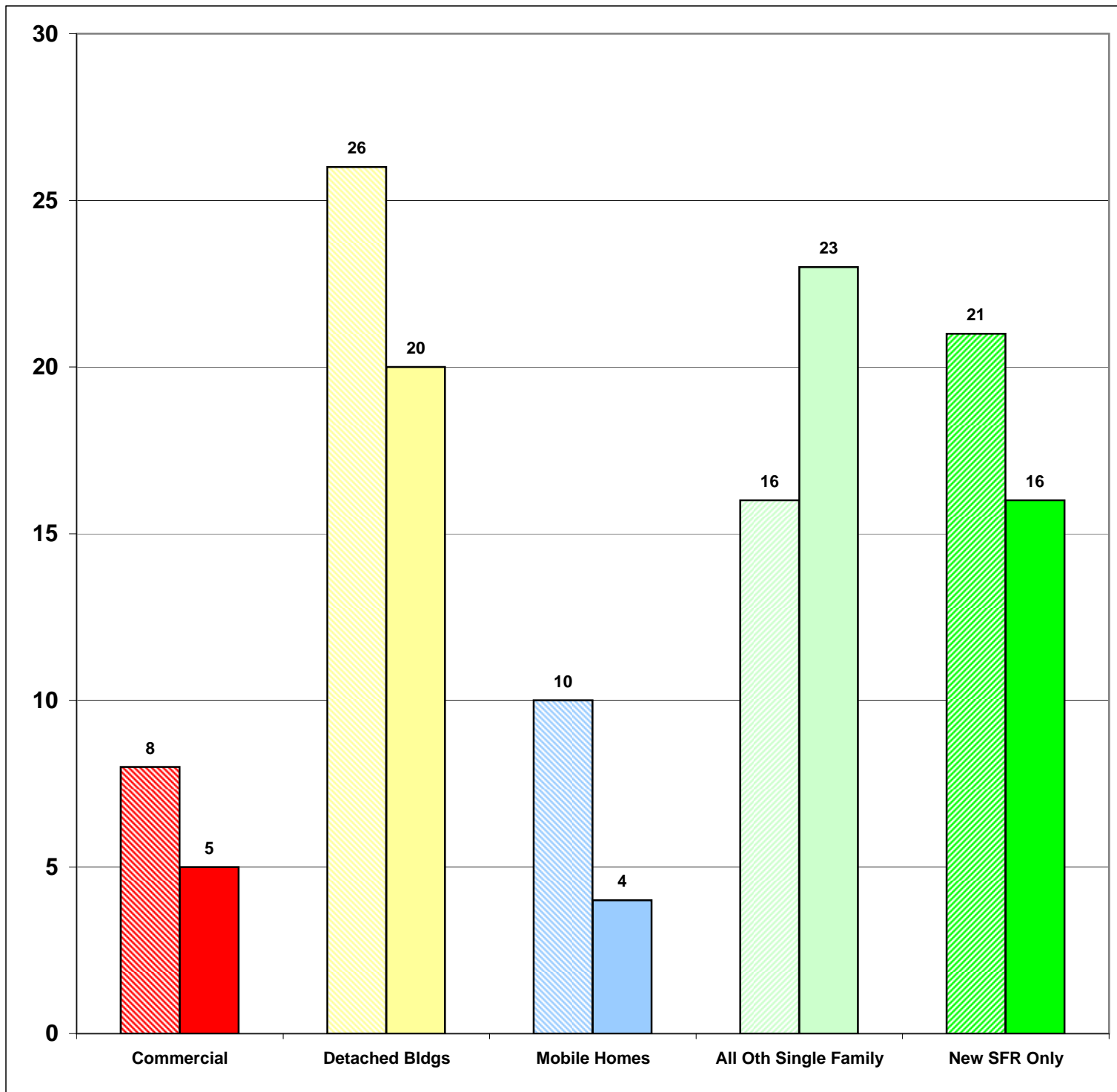
Sep-09     81  
Sep-10     68

-16%

Total Increase

Stripe = 09    Solid = 10

Monthly Report  
September-10



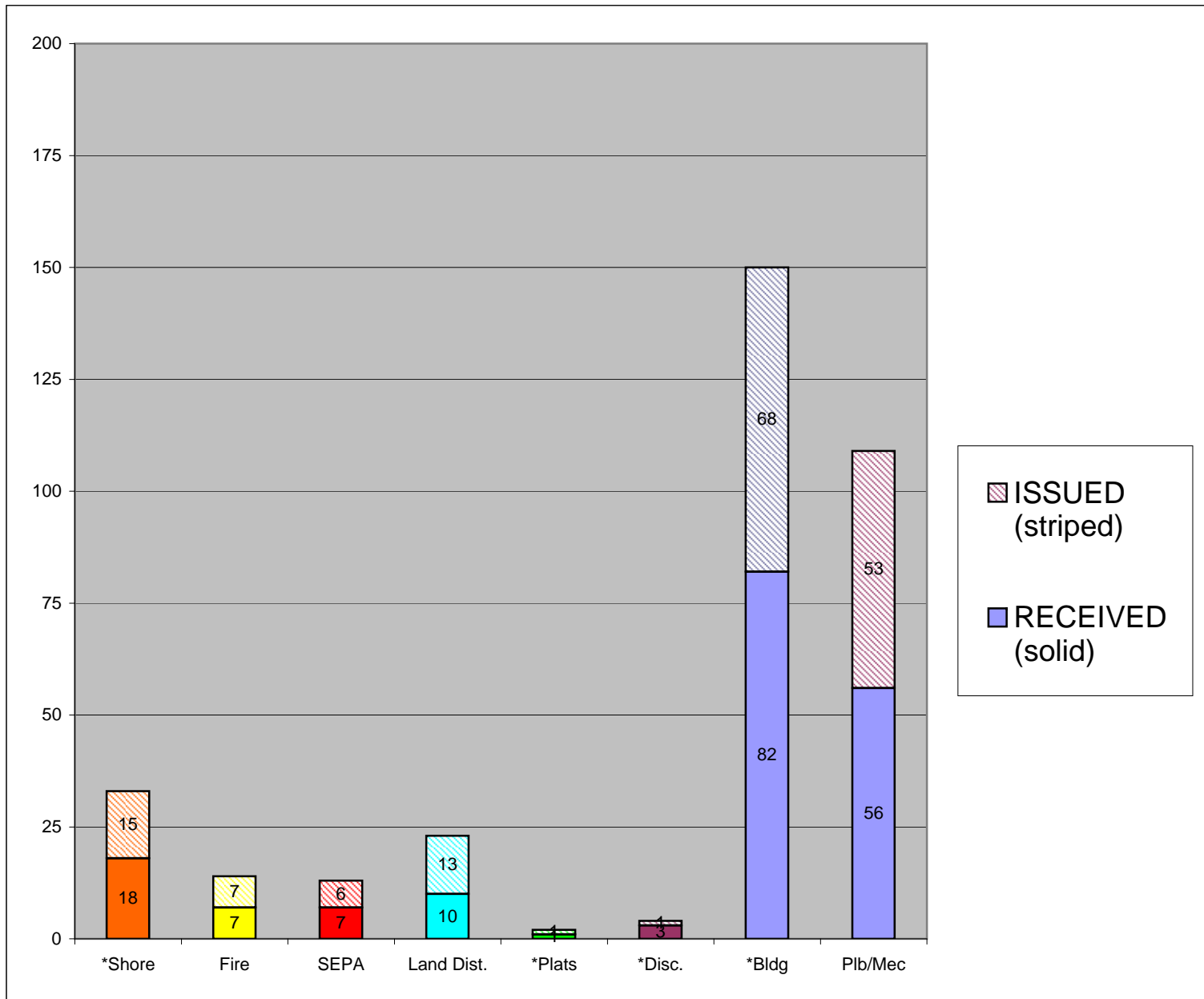


**CASES  
RECEIVED  
and  
ISSUED**

**SEP**

**Stripe = Issued**  
**Solid = Received**

Monthly Permit Report  
September-10



\*Shore = SHC, SHR, SHV, SHX  
 \*Plats = LSS, SSS, BSP, PUD, MDP  
 \*Disc = ADM, APL, CUP, NON, VAR  
 \*Bldg = COM, DET, MOB, SFR



**YEAR TO DATE**

**BLDG PERMITS  
ISSUED**

**JAN - SEP**

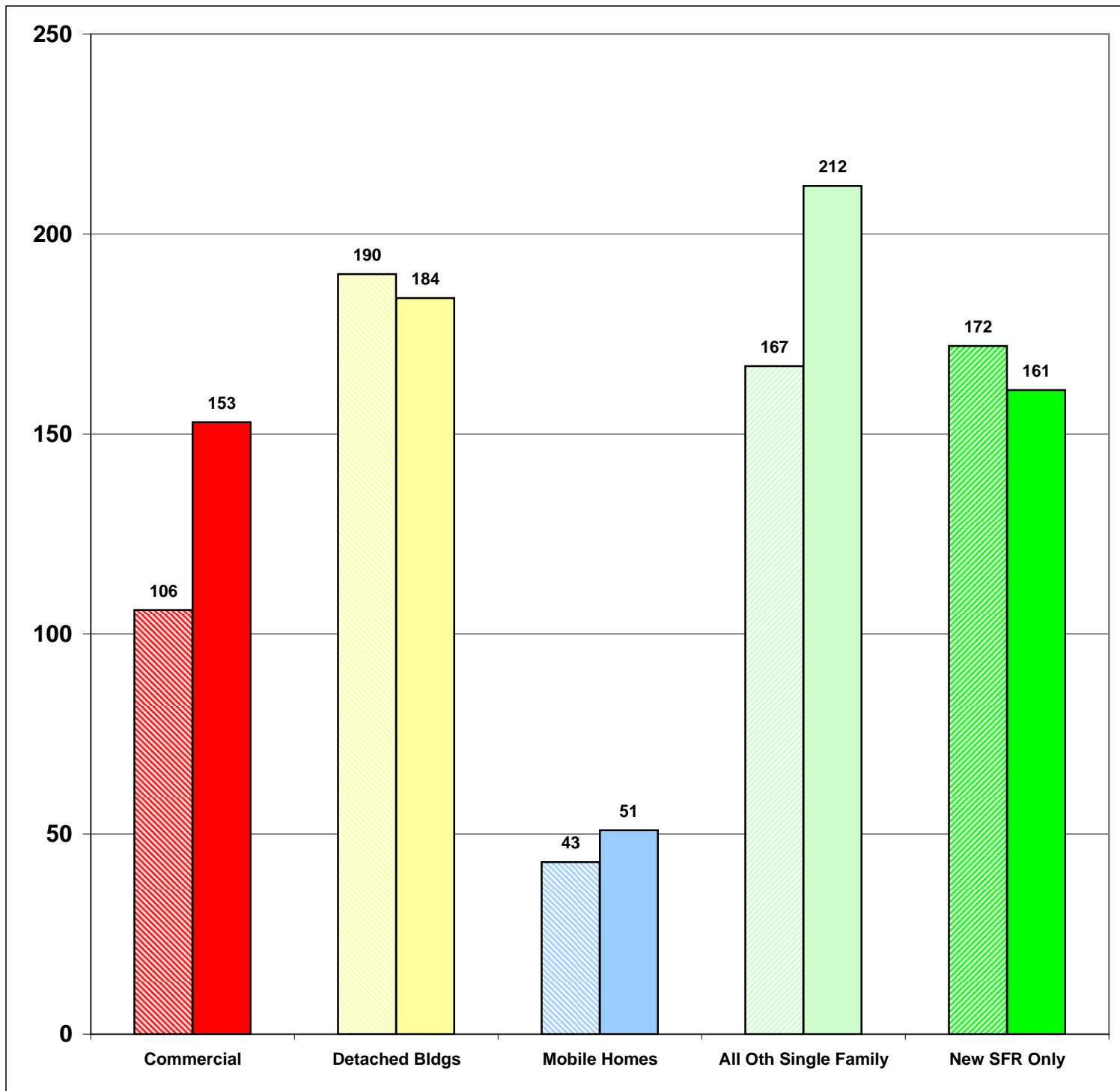
**Comparing  
2009 to 2010**

**2009    678  
2010    761**

**12%  
Total Increase**

**Stripe = 09    Solid = 10**

**Year to Date Report  
September-10**





**YEAR TO DATE**

**BLDG PERMITS  
APPLIED FOR**

**JAN - SEP**

**Comparing  
2009 to 2010**

**2009     729**

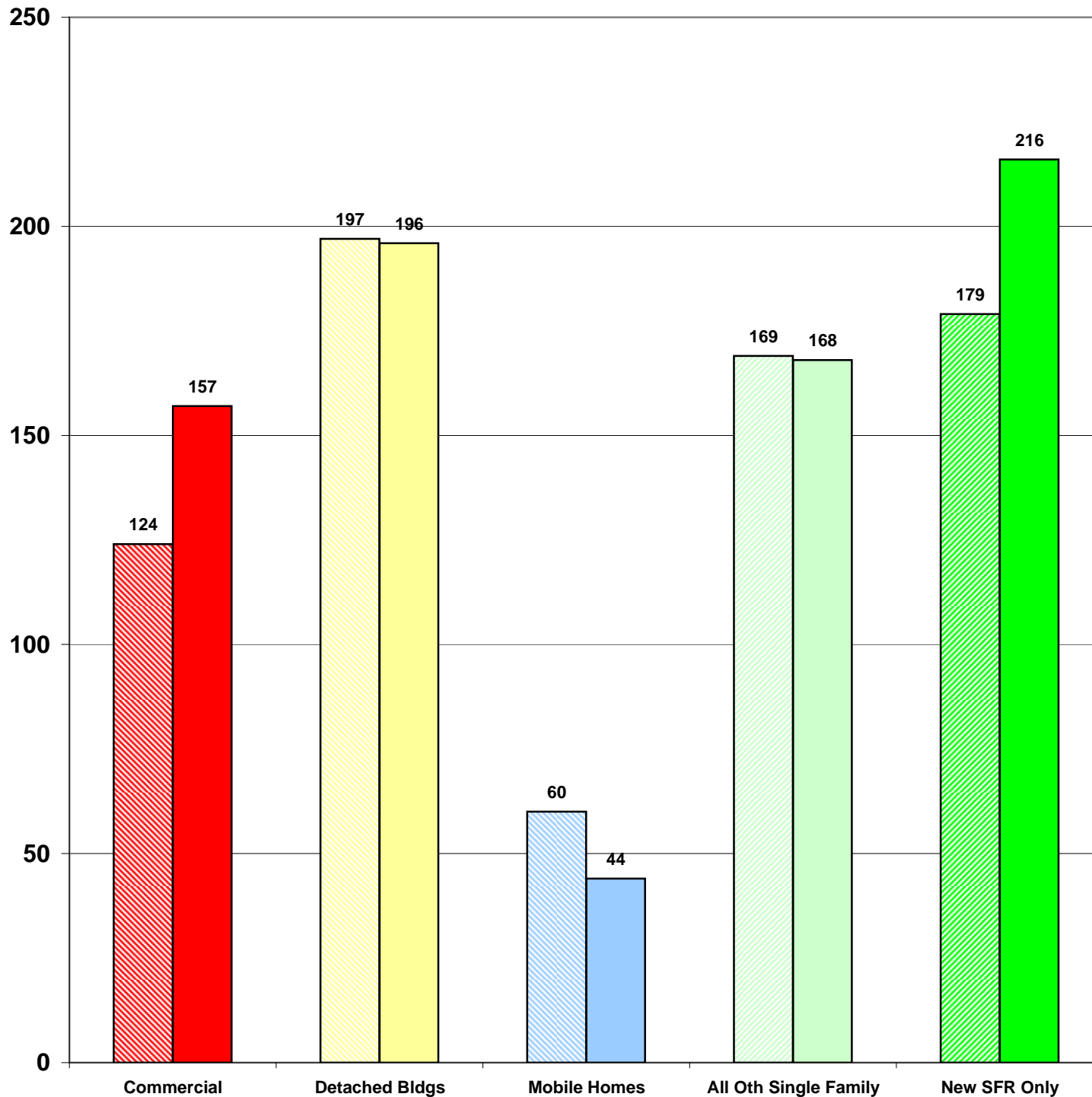
**2010     781**

**7%**

**Total Increase**

**Stripe = 09     Solid = 10**

**Year to Date Report  
September-10**



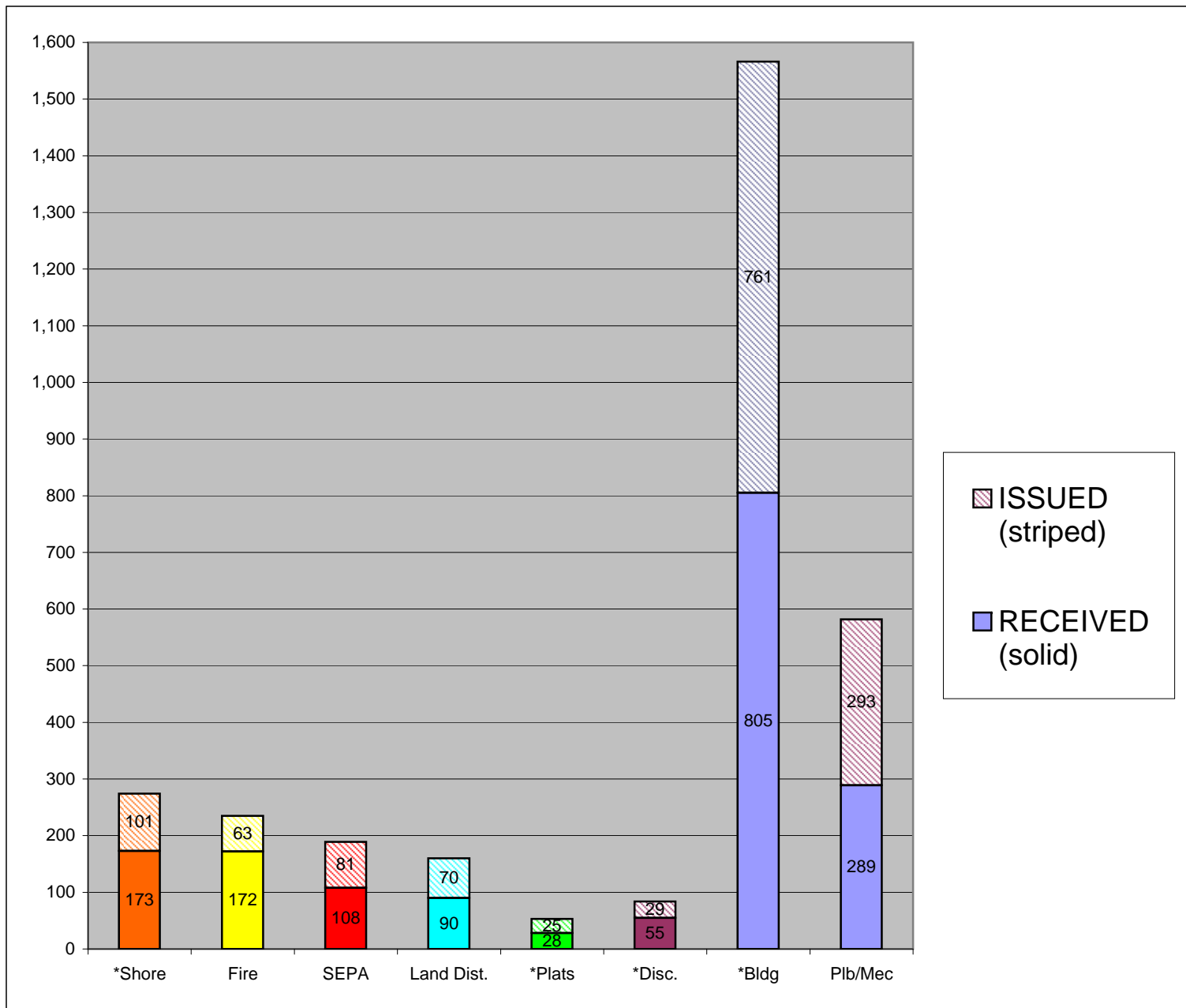


**YEAR TO DATE**

**CASES**

**RECEIVED  
and  
ISSUED**

**JAN - SEP**



Stripe = Issued  
Solid = Received

Year to Date Report  
September-10

\*Shore = SHC, SHR, SHV, SHX

\*Plats = LSS, SSS, BSP, PUD, MDP

\*Disc = ADM, APL, CUP, NON, VAR

\*Bldg = COM, DET, MOB, SFR