

Permit Activity, September 2014

WHATCOM COUNTY PLANNING & DEVELOPMENT
2014 September



CURRENT MONTH		
SINGLE FAMILY RESIDENCES	ISSUED	VALUATION
NEW - RESIDENTIAL	29	7,537,974
NEW - DUPLEX		
ADDITION/REMODEL	8	500,802
CONVERT TO LIVING		
DEMOLITION (SINGLE FAMILY)	3	34,500
MOVE TO SITE		
REPLACE/REPAIR	3	15,074
RE-ROOF / SIDE ONLY		
TOTAL	43	\$8,088,350.00

SFR

YEAR TO DATE	
ISSUED	VALUATION
222	54,444,466
2	862,810
81	4,078,281
22	198,360
1	14,600
21	944,582
349	\$60,543,098.64

MOBILE HOMES	ISSUED	VALUATION
NEW - MOBILE HOME	8	461,432
ADDITION TO MOB		
CONVERT TO STORAGE		
REPLACEMENT		
TEMP MOBILE		
TOTAL	8	\$461,432.00

MOB

ISSUED	VALUATION
32	1,396,245
6	159,982
38	\$1,556,227.00

DETACHED BUILDINGS	ISSUED	VALUATION
NEW - AG BARN / STORAGE	4	248,760
NEW - GARAGE	5	254,335
NEW - OTHER TYPE BLDS		
NEW - OTHER TYPE STRUCTURES	6	83,452
NEW - STORAGE	6	358,376
ADDITION / REMODEL	1	2,000
CONVERT TO OTHER		
DEMOLITION (DETACHED)	3	10,000
MOVE TO SITE	1	9,600
REPLACE / REPAIR	1	25,200
RE-ROOF ONLY		
TOTAL	27	\$991,723.00

DET

ISSUED	VALUATION
26	1,531,452
32	1,109,271
1	8,700
22	473,372
50	1,683,094
11	1,235,928
1	41,160
15	54,350
1	9,600
11	501,803
170	\$6,648,729.60

COMMERCIAL	ISSUED	VALUATION
NEW - 3 - 4 UNIT APARTMENTS		
NEW - 5 + UNIT APARTMENTS		
NEW - AIRPORT FACILITIES		
NEW - AMUSEMENT, SOCIAL, REC		
NEW - CHURCHES & OTH RELIGIOUS		
NEW - FIRE STATIONS / MEDIC ONE	1	19,660
NEW - HOSPITALS / INSTITUTIONAL		
NEW - HOTEL / MOTEL / TOUR. CAB		
NEW - INDUSTRIAL		
NEW - MIXED USE		
NEW - OFFICE, BANKS, PROF	2	19,000
NEW - OTHER PORTABLES		
NEW - OTHER TYPE BLDGS	1	50,000
NEW - OTHER TYPE STRUCTURES	4	147,800
NEW - PORTABLE CLASSROOM		
NEW - PUBLIC WORKS & UTILITY	1	78,500
NEW - SCHOOLS & OTHER ED		
NEW - STORAGE BLDGS		
NEW - STORES & CUSTOMER SERV		
NEW - WAREHOUSE	1	20,000
ADDITION / REMODEL	6	937,000
CHANGE OF USE / TEN IMPROV / OCC		
CONVERT		
DEMOLITION (COMMERCIAL)		
MOVE TO SITE		
REPLACE / REPAIR		
RE-ROOF ONLY		
TOTAL	16	\$1,271,960.00

COM

ISSUED	VALUATION
1	6,455,305
1	19,660
5	12,338,600
1	492,298
2	19,000
2	19,000
4	262,133
28	6,672,415
1	78,500
3	788,768
3	789,128
29	4,239,588
30	1,396,986
1	68,885
2	6,600
8	713,245
3	51,465
124	\$34,411,575.45

MONTHLY TOTAL	
ISSUED	VALUATION
94	\$10,813,465.00

YEARLY TOTAL	
ISSUED	VALUATION
681	\$103,159,630.69



YEAR TO DATE

**BLDG PERMITS
 VALUATION**

in thousands

September

Comparing
 2013 to 2014

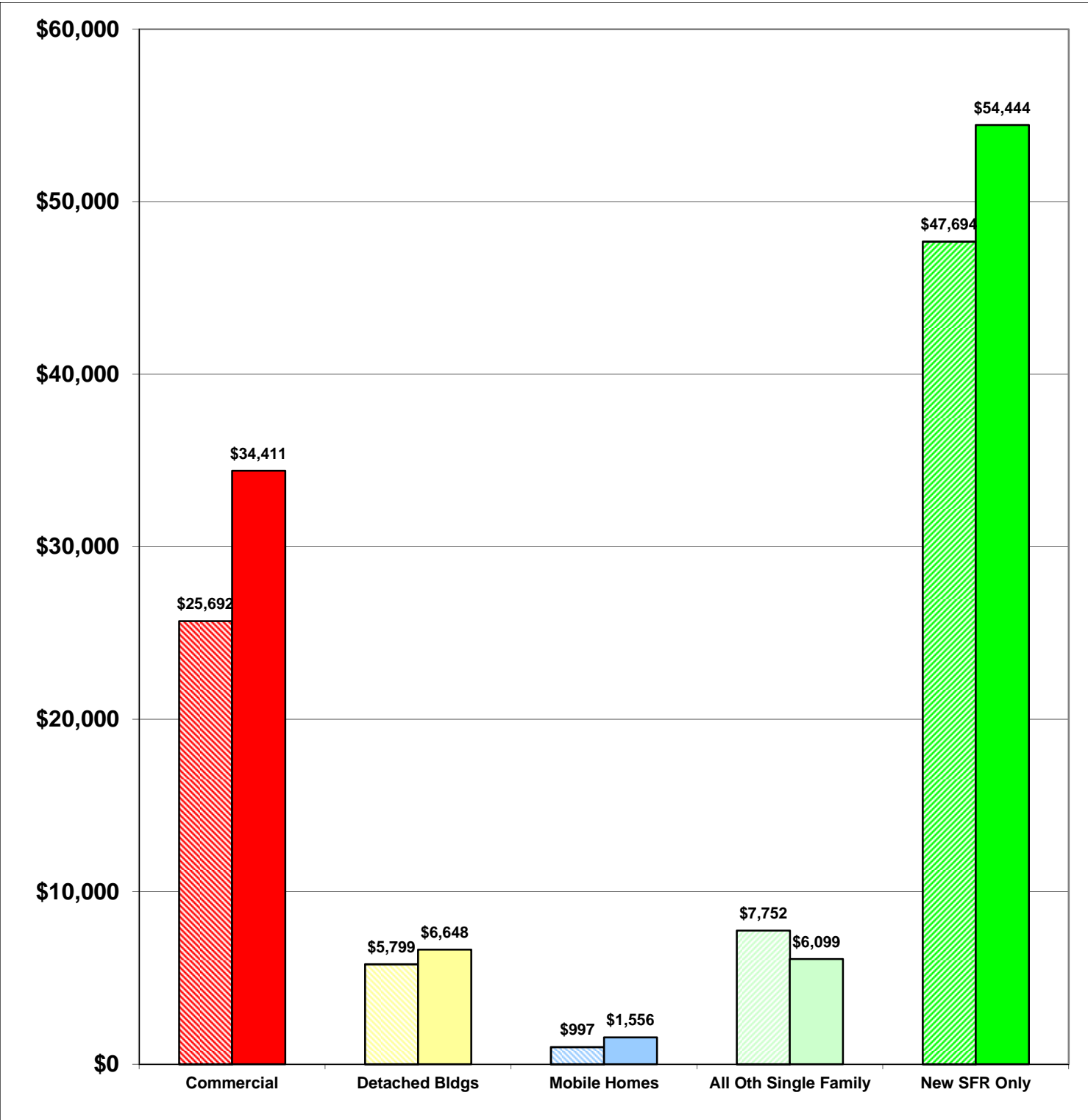
2013 \$87,934
2014 \$103,158

17%

Total Increase

Stripe = 2013 Solid = 2014

Year to Date Valuation Report
 September-14





BLDG PERMITS ISSUED

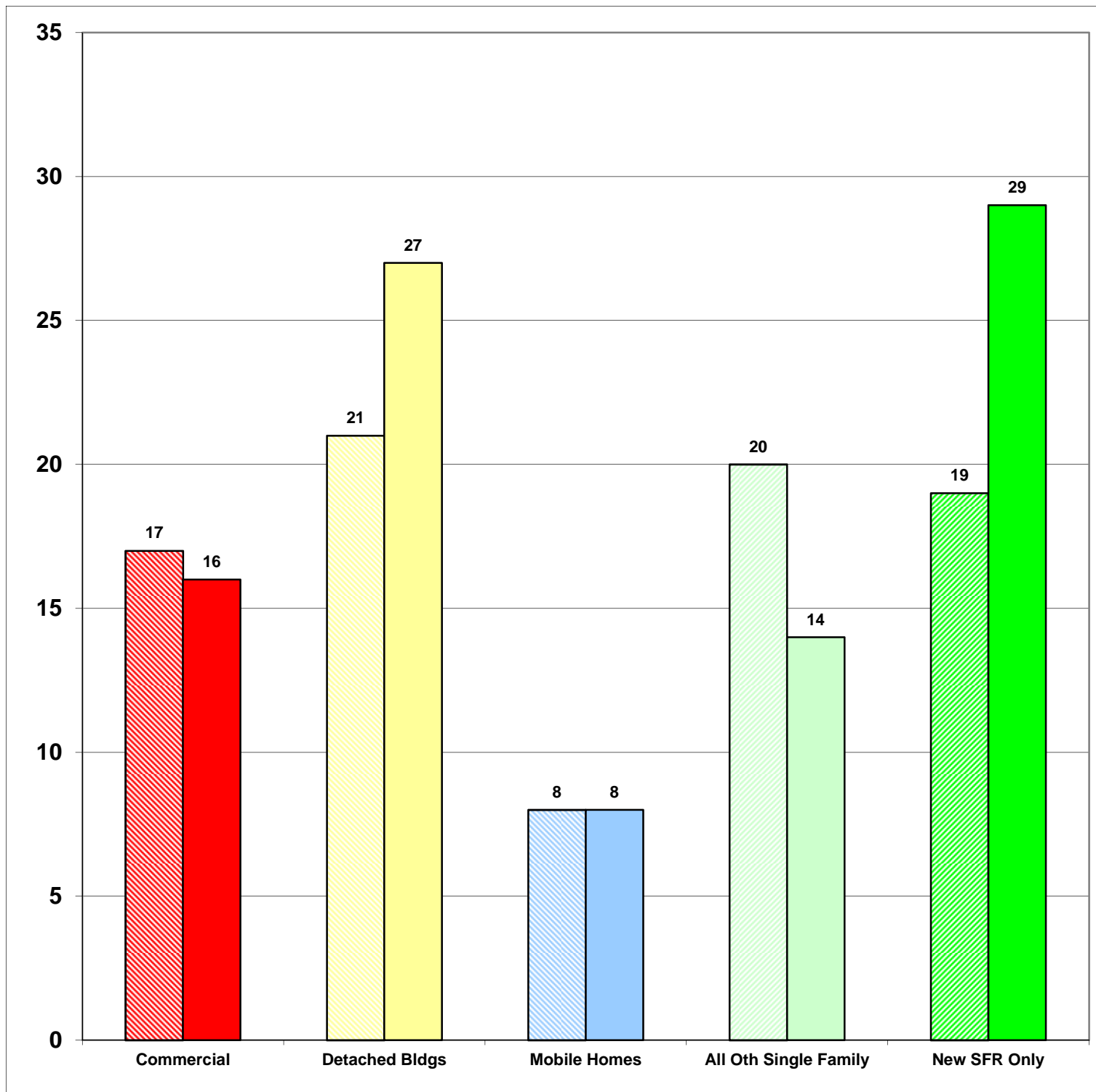
September

Comparing
2013 to 2014

Sep-13	85
Sep-14	94

11%
Total Increase

Stripe = 2013 Solid = 2014

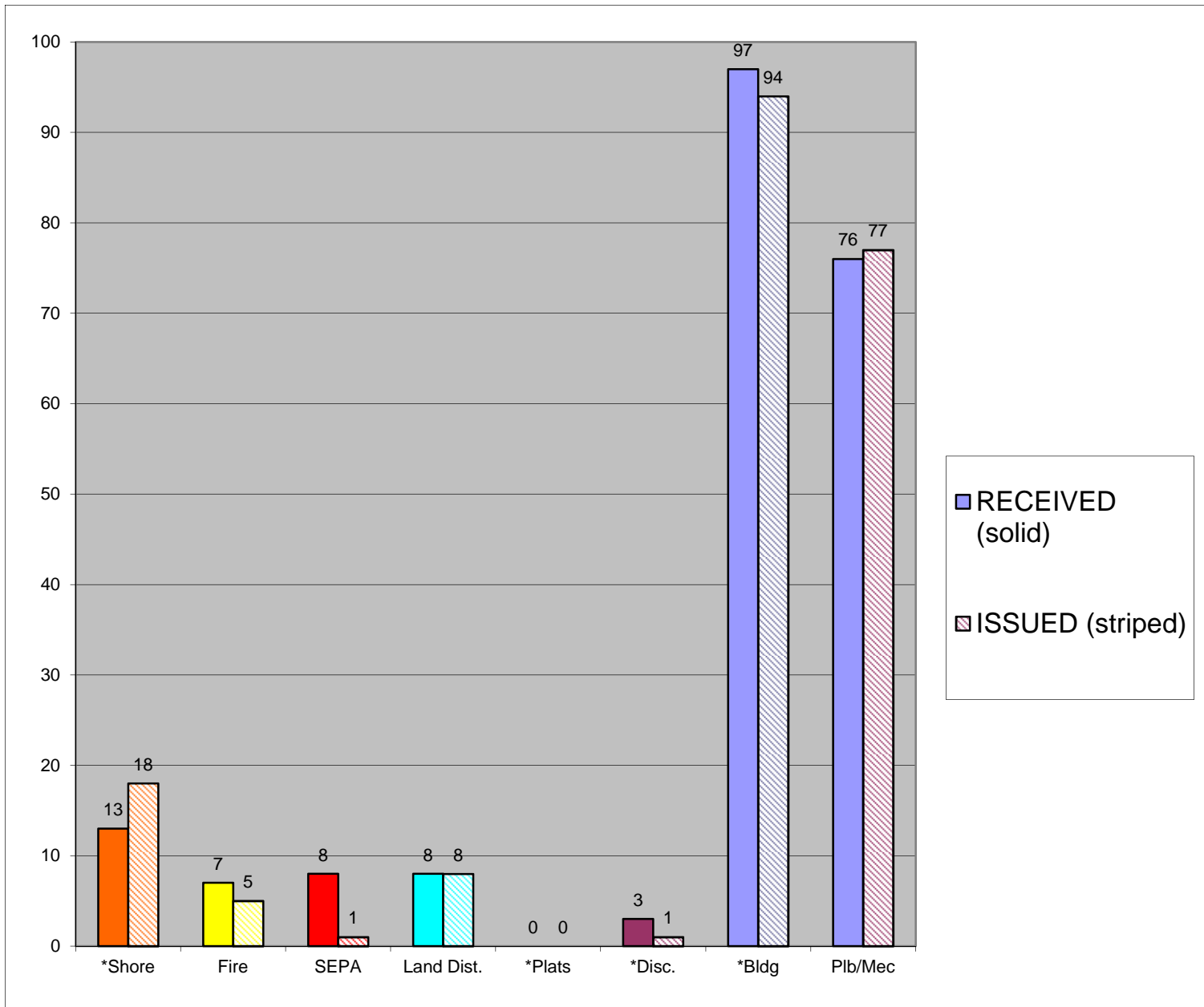




**CASES
 RECEIVED
 and
 ISSUED
 2014
 September**

Stripe = Issued
 Solid = Received

Monthly Permit Report
 September-14



*Shore = SHC, SHR, SHV, SHX
 *Plats = LSS, SSS, BSP, PUD, MDP
 *Disc = ADM, APL, CUP, NON, VAR
 *Bldg = COM, DET, MOB, SFR



YEAR TO DATE

**BLDG PERMITS
ISSUED**

JAN - DEC

**Comparing
2013 to 2014**

2013 565

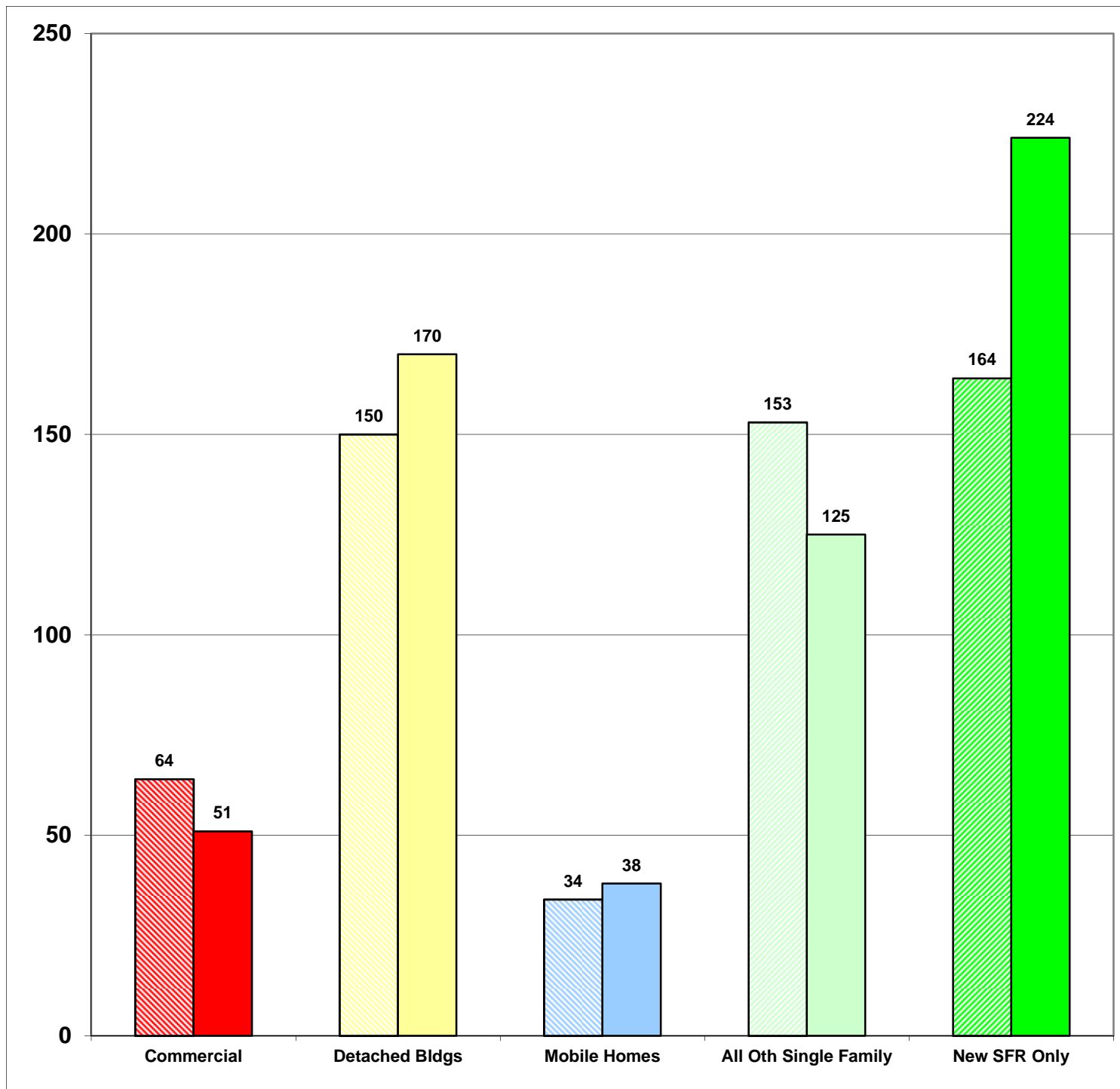
2014 608

8%

Total Increase

Stripe = 2013 Solid = 2014

Year to Date Report
September-14





YEAR TO DATE

**BLDG PERMITS
APPLIED FOR**

JAN - DEC

**Comparing
2013 to 2014**

2013 638

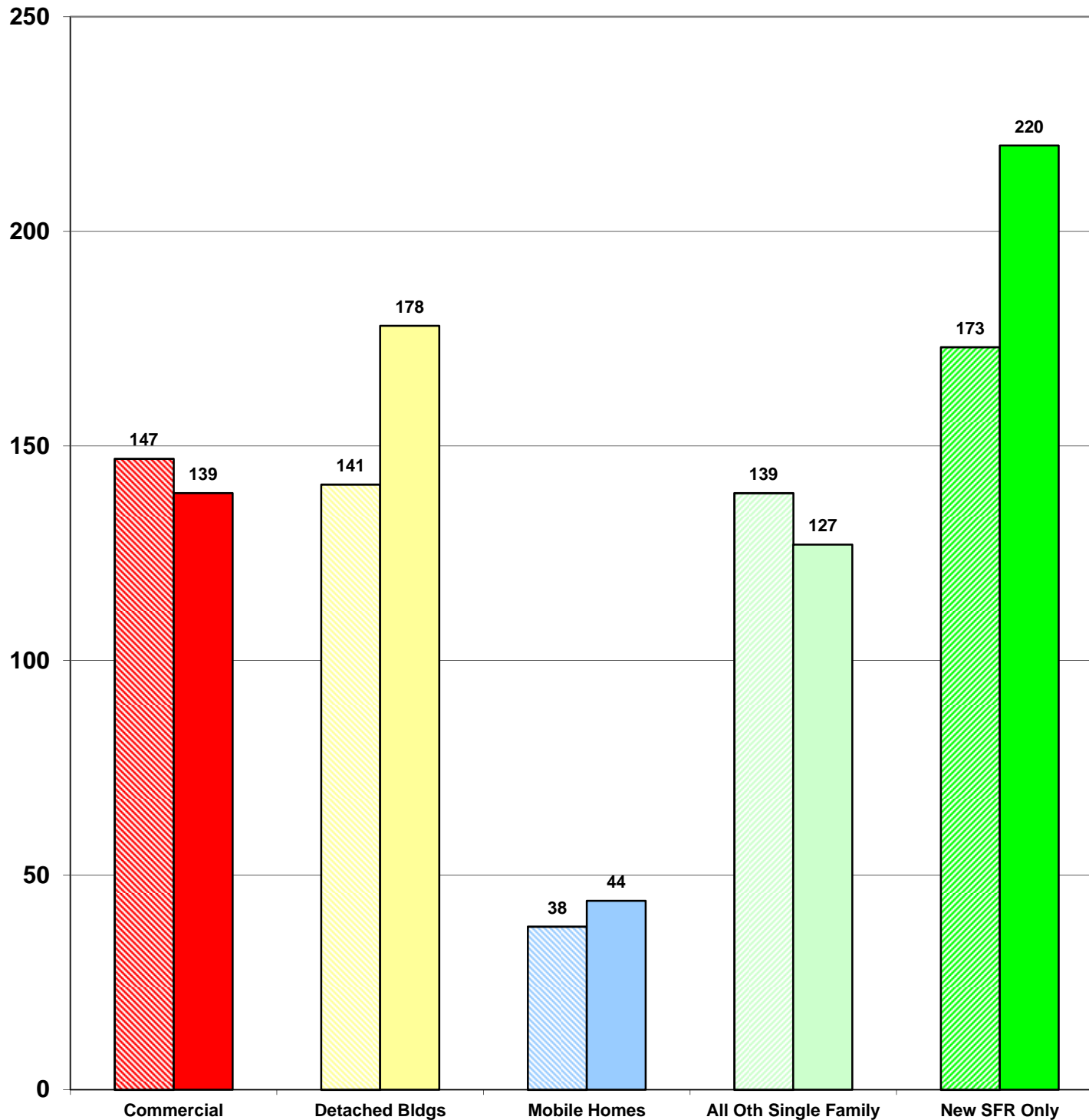
2014 708

11%

Total Increase

Stripe = 2013 Solid = 2014

**Year to Date Report
September-14**





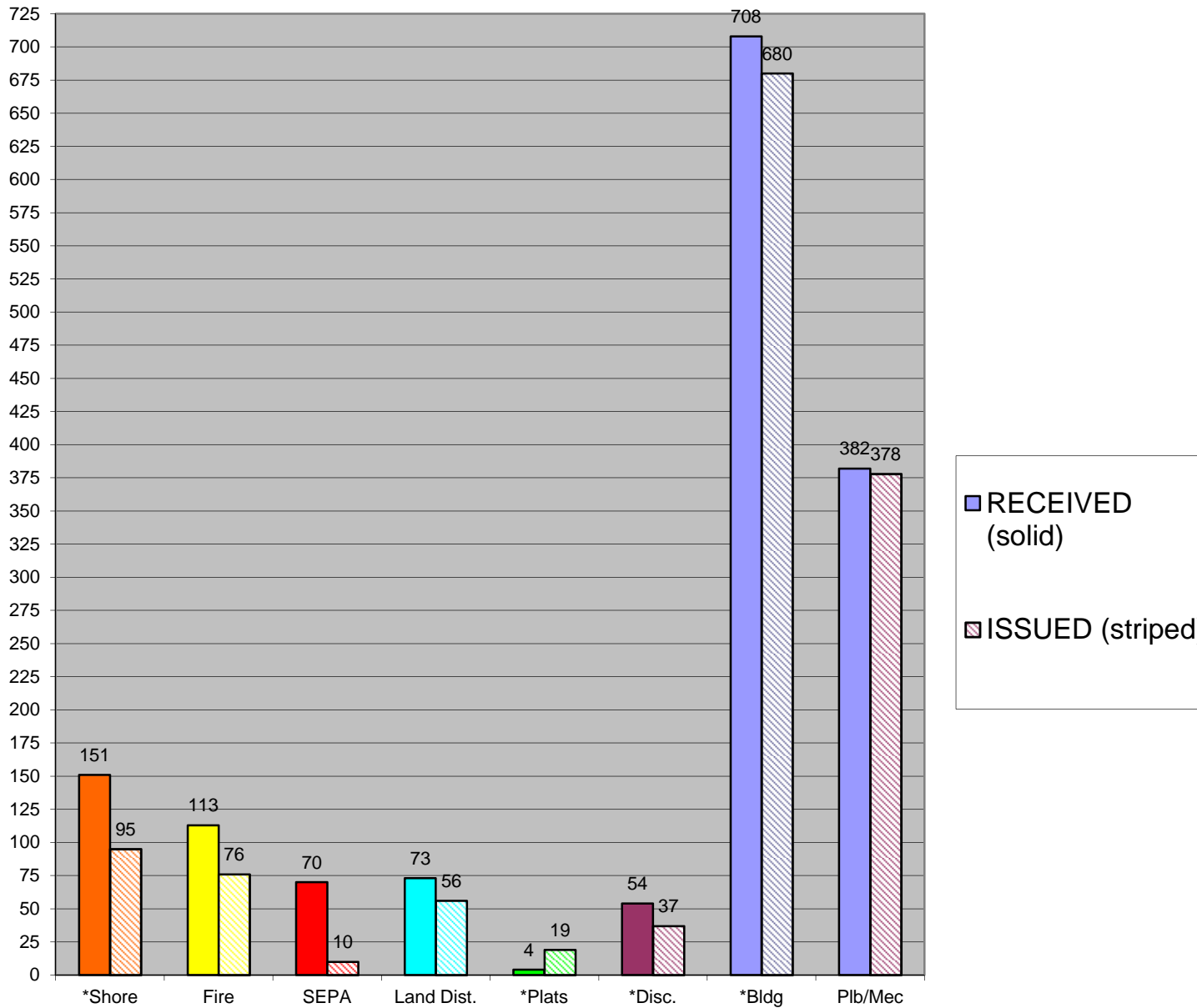
YEAR TO DATE

**CASES
RECEIVED
and
ISSUED**

JAN - DEC

Stripe = Issued
Solid = Received

Year to Date Report
September-14



*Shore = SHC, SHR, SHV, SHX

*Plats = LSS, SSS, BSP, PUD, MDP

*Disc = ADM, APL, CUP, NON, VAR

*Bldg = COM, DET, MOB, SFR