

Permit Activity, July 17

WHATCOM COUNTY PLANNING & DEVELOPMENT
2017 July



| CURRENT MONTH | | |
|----------------------------|-----------|-----------------------|
| SINGLE FAMILY RESIDENCES | ISSUED | VALUATION |
| NEW - RESIDENTIAL | 24 | 6,276,762 |
| NEW - DUPLEX | 1 | 420,267 |
| ADDITION/REMODEL | 13 | 506,653 |
| CONVERT TO LIVING | | |
| DEMOLITION (SINGLE FAMILY) | 3 | 19,100 |
| MOVE TO SITE | | |
| REPLACE/REPAIR | 2 | 39,269 |
| RE-ROOF / SIDE ONLY | | |
| TOTAL | 43 | \$7,262,051.04 |

| MOBILE HOMES | ISSUED | VALUATION |
|--------------------|----------|---------------------|
| NEW - MOBILE HOME | 3 | 160,000 |
| ADDITION TO MOB | | |
| CONVERT TO STORAGE | | |
| REPLACEMENT | | |
| TEMP MOBILE | | |
| TOTAL | 3 | \$160,000.00 |

| DETACHED BUILDINGS | ISSUED | VALUATION |
|-----------------------------|-----------|-----------------------|
| NEW - AG BARN / STORAGE | | |
| NEW - GARAGE | 10 | 309,336 |
| NEW - OTHER TYPE BLDG | 1 | 54,000 |
| NEW - OTHER TYPE STRUCTURES | 3 | 429,000 |
| NEW - STORAGE | 11 | 441,176 |
| ADDITION / REMODEL | | |
| CONVERT TO OTHER | | |
| DEMOLITION (DETACHED) | 1 | 8,700 |
| MOVE TO SITE | | |
| REPLACE / REPAIR | 1 | 19,158 |
| RE-ROOF ONLY | | |
| TOTAL | 27 | \$1,261,370.25 |

| COMMERCIAL | ISSUED | VALUATION |
|----------------------------------|-----------|-----------------------|
| NEW - 3 - 4 UNIT APARTMENTS | | |
| NEW - 5 + UNIT APARTMENTS | | |
| NEW - AIRPORT FACILITIES | | |
| NEW - AMUSEMENT, SOCIAL, REC | | |
| NEW - CHURCHES & OTH RELIGIOUS | | |
| NEW - FIRE STATIONS / MEDIC ONE | | |
| NEW - HOSPITALS / INSTITUTIONAL | | |
| NEW - HOTEL / MOTEL / TOUR. CAB | | |
| NEW - INDUSTRIAL | 1 | 982,000 |
| NEW - MIXED USE | | |
| NEW - OFFICE, BANKS, PROF | | |
| NEW - OTHER PORTABLES | | |
| NEW - OTHER TYPE BLDGS | 1 | 190,000 |
| NEW - OTHER TYPE STRUCTURES | 5 | 3,115,467 |
| NEW - PORTABLE CLASSROOM | | |
| NEW - PUBLIC WORKS & UTILITY | | |
| NEW - SCHOOLS & OTHER ED | | |
| NEW - STORAGE BLDGS | 1 | 190,000 |
| NEW - STORES & CUSTOMER SERV | | |
| NEW - WAREHOUSE | 2 | 492,221 |
| ADDITION / REMODEL | 4 | 105,260 |
| CHANGE OF USE / TEN IMPROV / OCC | 2 | 40,000 |
| CONVERT | 1 | 500 |
| DEMOLITION (COMMERCIAL) | 1 | 40,000 |
| MOVE TO SITE | | |
| REPLACE / REPAIR | 1 | 47,000 |
| RE-ROOF ONLY | | |
| TOTAL | 19 | \$5,202,447.94 |

| MONTHLY TOTAL | |
|---------------|-----------------|
| ISSUED | VALUATION |
| 92 | \$13,885,869.23 |

| YEAR TO DATE | |
|--------------|------------------------|
| ISSUED | VALUATION |
| 184 | 53,849,787 |
| 1 | 420,267 |
| 75 | 5,339,196 |
| 2 | 161,765 |
| 13 | 85,850 |
| 2 | 111,690 |
| 10 | 650,405 |
| 287 | \$60,618,960.04 |

| MOB | ISSUED | VALUATION |
|-----------|-----------------------|-----------|
| 25 | 1,427,527 | |
| 13 | 482,560 | |
| 38 | \$1,910,087.00 | |

| DET | ISSUED | VALUATION |
|------------|-----------------------|-----------|
| 11 | 503,867 | |
| 17 | 599,312 | |
| 1 | 54,000 | |
| 8 | 464,603 | |
| 62 | 2,797,786 | |
| 2 | 37,670 | |
| 7 | 41,552 | |
| 10 | 194,446 | |
| 118 | \$4,693,235.35 | |

| COM | ISSUED | VALUATION |
|-----------|------------------------|-----------|
| 4 | 1,726,204 | |
| 2 | 274,620 | |
| 2 | 1,882,000 | |
| 1 | 878,122 | |
| 2 | 330,000 | |
| 17 | 4,020,973 | |
| 2 | 504,195 | |
| 2 | 389,308 | |
| 1 | 1,000 | |
| 4 | 1,753,501 | |
| 19 | 1,268,562 | |
| 10 | 526,054 | |
| 1 | 500 | |
| 2 | 55,000 | |
| 18 | 7,544,879 | |
| 87 | \$21,154,917.15 | |

| YEARLY TOTAL | |
|--------------|-----------------|
| ISSUED | VALUATION |
| 530 | \$88,377,199.54 |



YEAR TO DATE

**BLDG PERMITS
VALUATION**

in thousands

July

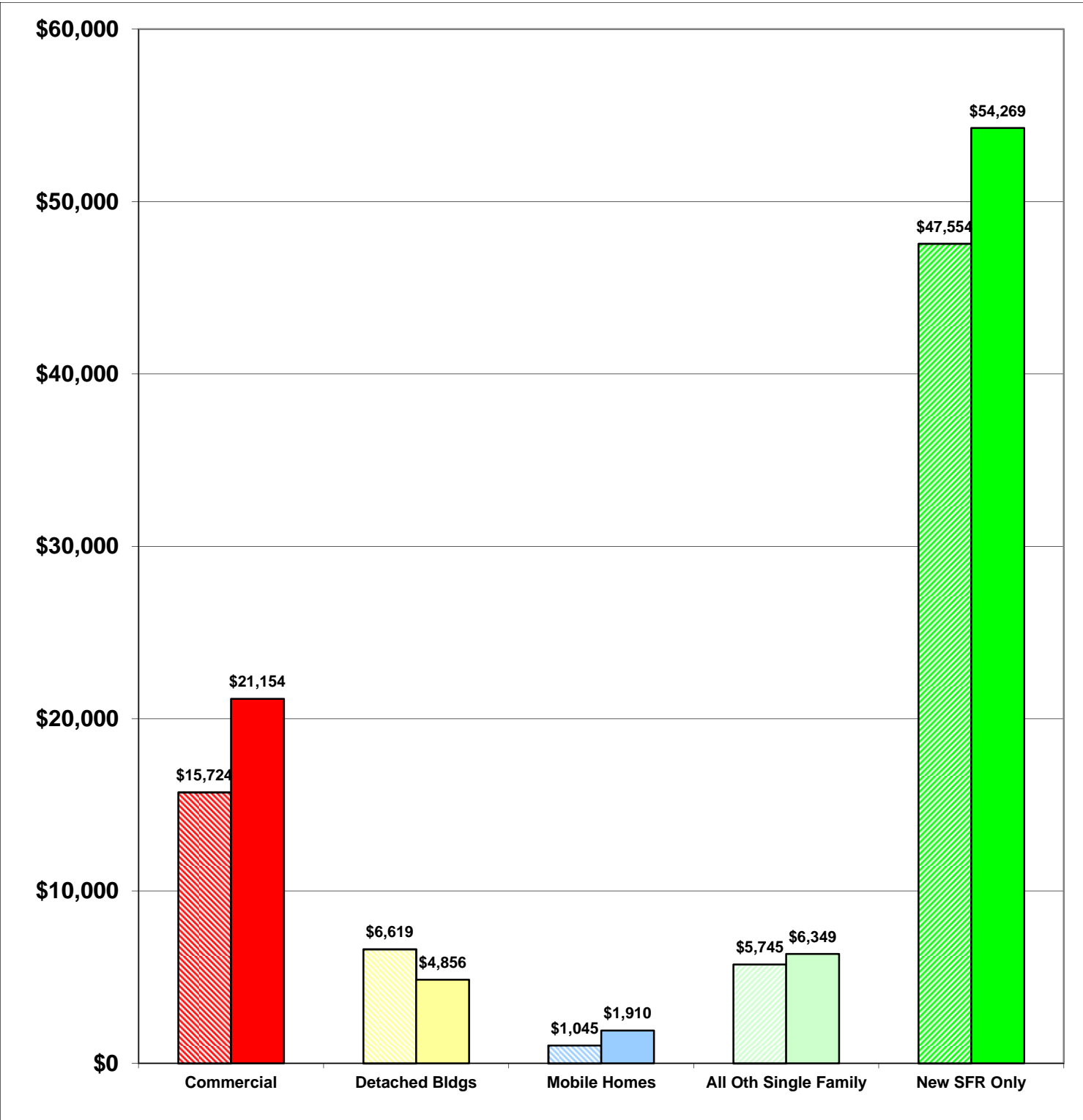
**Comparing
2016 to 2017**

**2016 \$76,687
2017 \$88,538**

**15%
Total Increase**

Stripe = 2016 Solid = 2017

Year to Date Valuation Report
July-17





BLDG PERMITS ISSUED

July

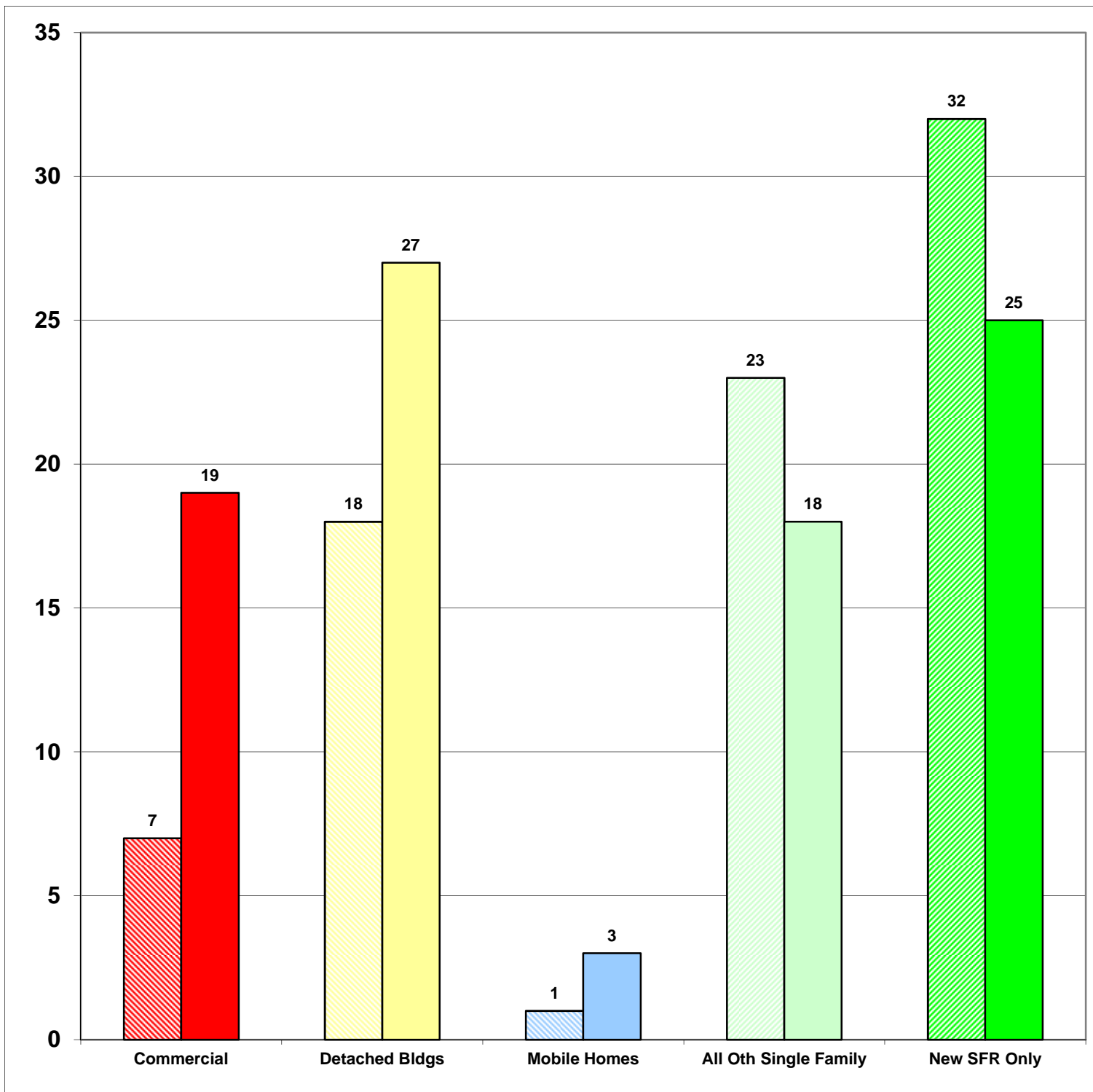
Comparing
2016 to 2017

Jul-16 81
Jul-17 92

14%
Total Increase

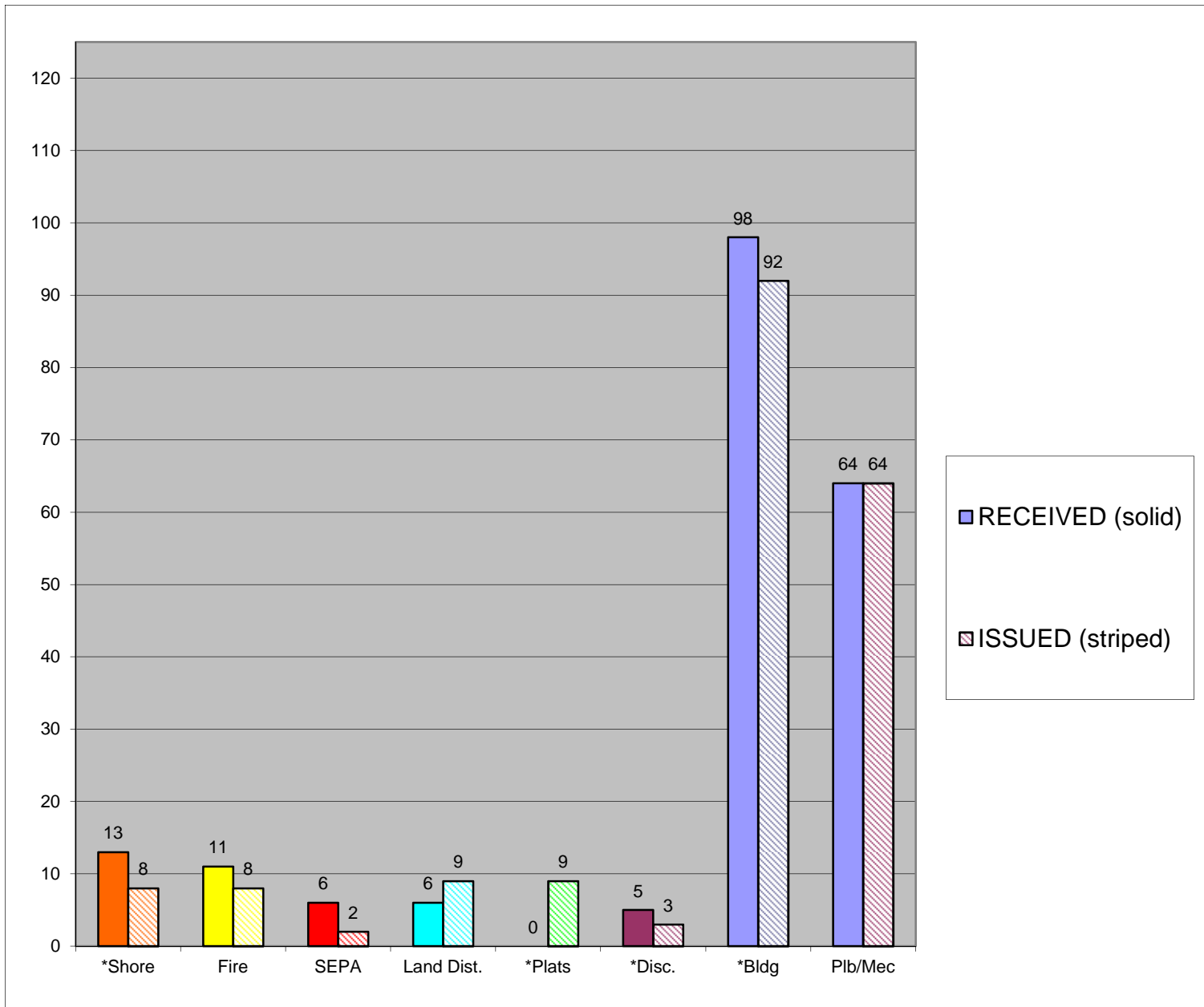
Stripe = 2016 Solid = 2017

Monthly Report
July-17





**CASES
 RECEIVED
 and
 ISSUED
 2017
 July**



Stripe = Issued
 Solid = Received

Monthly Permit Report
 July-17

- *Shore = SHC, SHR, SHV, SHX
- *Plats = LSS, SSS, BSP, PUD, MDP
- *Disc = ADM, APL, CUP, NON, VAR
- *Bldg = COM, DET, MOB, SFR



YEAR TO DATE

**BLDG PERMITS
ISSUED**

JAN - DEC

**Comparing
2016 to 2017**

2016 453

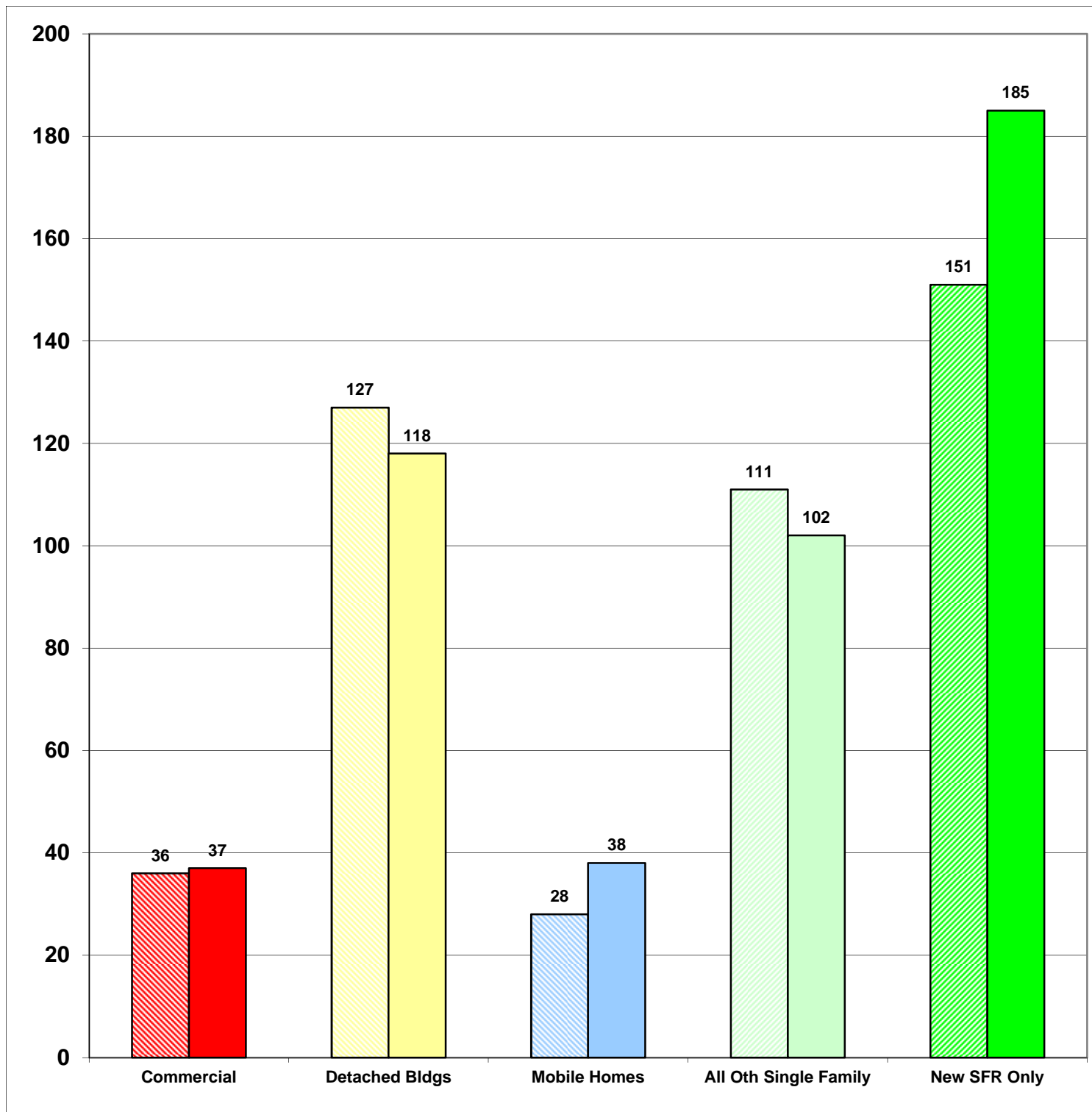
2017 480

6%

Total Increase

Stripe = 2016 Solid = 2017

**Year to Date Report
July-17**





YEAR TO DATE

**BLDG PERMITS
APPLIED FOR**

JAN - DEC

**Comparing
2016 to 2017**

2016 452

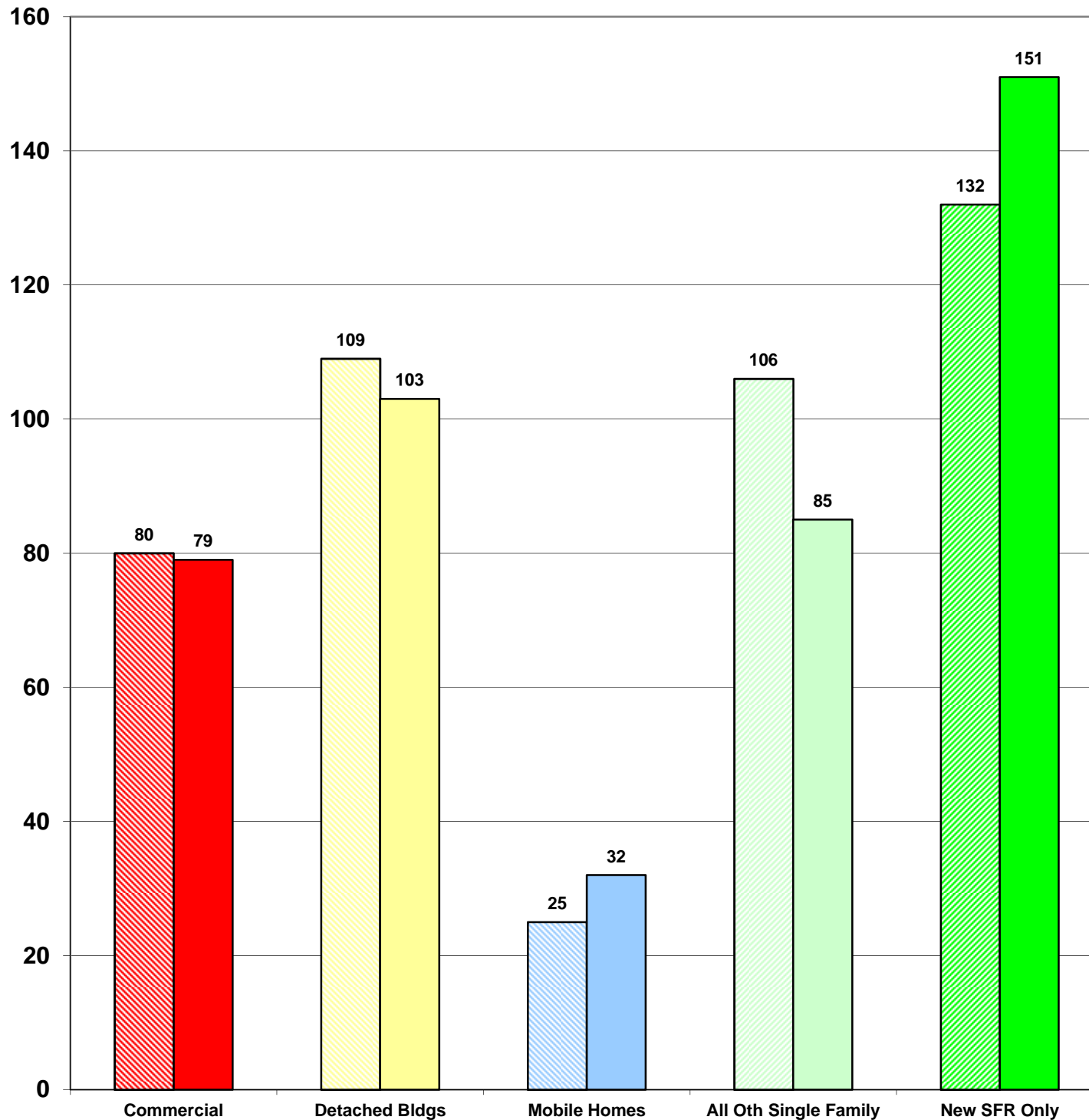
2017 450

0%

Total Increase

Stripe = 2016 Solid = 2017

**Year to Date Report
July-17**





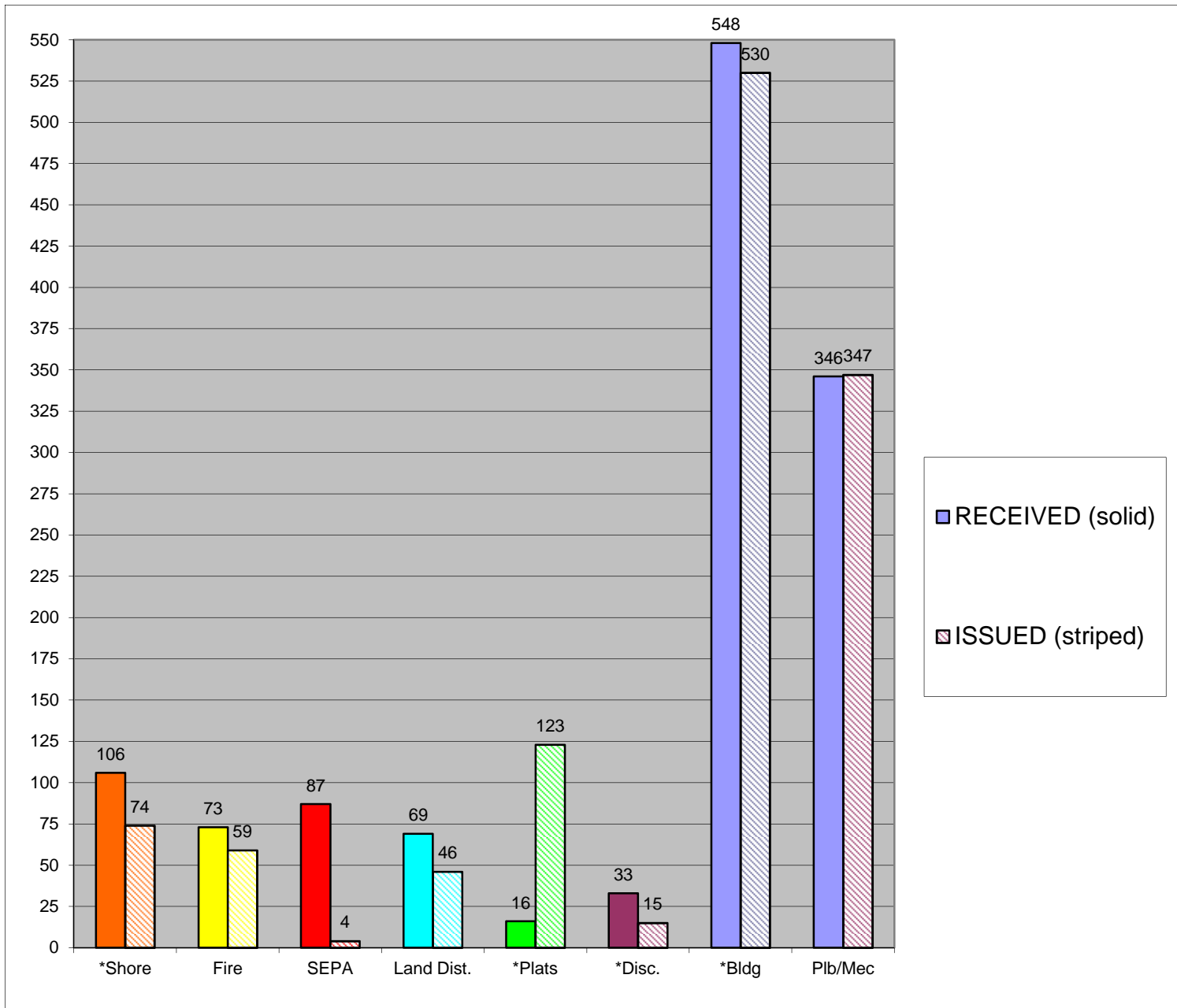
YEAR TO DATE

**CASES
RECEIVED
and
ISSUED**

JAN - DEC

Stripe = Issued
Solid = Received

Year to Date Report
July-17



*Shore = SHC, SHR, SHV, SHX

*Plats = LSS, SSS, BSP, PUD, MDP

*Disc = ADM, APL, CUP, NON, VAR

*Bldg = COM, DET, MOB, SFR