

Permit Activity, August 17

WHATCOM COUNTY PLANNING & DEVELOPMENT
2017 August



CURRENT MONTH		
SINGLE FAMILY RESIDENCES	ISSUED	VALUATION
NEW - RESIDENTIAL	34	9,909,887
NEW - DUPLEX		
ADDITION/REMODEL	17	1,772,109
CONVERT TO LIVING		
DEMOLITION (SINGLE FAMILY)	4	24,000
MOVE TO SITE		
REPLACE/REPAIR	1	-
RE-ROOF / SIDE ONLY		
TOTAL	56	\$11,705,996.75

MOBILE HOMES	ISSUED	VALUATION
NEW - MOBILE HOME	5	343,863
ADDITION TO MOB	1	39,649
CONVERT TO STORAGE		
REPLACEMENT	1	3,000
TEMP MOBILE		
TOTAL	7	\$386,512.00

DETACHED BUILDINGS	ISSUED	VALUATION
NEW - AG BARN / STORAGE		
NEW - GARAGE	8	320,436
NEW - OTHER TYPE BLDG	3	259,740
NEW - OTHER TYPE STRUCTURES	6	772,695
NEW - STORAGE	10	312,976
ADDITION / REMODEL	6	106,641
CONVERT TO OTHER		
DEMOLITION (DETACHED)	1	3,000
MOVE TO SITE		
REPLACE / REPAIR	3	141,900
RE-ROOF ONLY		
TOTAL	37	\$1,917,388.00

COMMERCIAL	ISSUED	VALUATION
NEW - 3 - 4 UNIT APARTMENTS		
NEW - 5 + UNIT APARTMENTS		
NEW - AIRPORT FACILITIES		
NEW - AMUSEMENT, SOCIAL, REC		
NEW - CHURCHES & OTH RELIGIOUS		
NEW - FIRE STATIONS / MEDIC ONE		
NEW - HOSPITALS / INSTITUTIONAL		
NEW - HOTEL / MOTEL / TOUR. CAB		
NEW - INDUSTRIAL		
NEW - MIXED USE		
NEW - OFFICE, BANKS, PROF		
NEW - OTHER PORTABLES		
NEW - OTHER TYPE BLDGS	5	88,456
NEW - OTHER TYPE STRUCTURES		
NEW - PORTABLE CLASSROOM		
NEW - PUBLIC WORKS & UTILITY		
NEW - SCHOOLS & OTHER ED		
NEW - STORAGE BLDGS		
NEW - STORES & CUSTOMER SERV		
NEW - WAREHOUSE		
ADDITION / REMODEL	5	865,664
CHANGE OF USE / TEN IMPROV / OCC	2	33,451
CONVERT		
DEMOLITION (COMMERCIAL)	1	3,000
MOVE TO SITE		
REPLACE / REPAIR	8	489,500
RE-ROOF ONLY		
TOTAL	21	\$1,480,071.20

MONTHLY TOTAL	
ISSUED	VALUATION
121	\$15,489,967.95

YEAR TO DATE	
ISSUED	VALUATION
218	63,783,199
1	420,267
91	7,082,637
2	161,765
17	109,850
2	111,690
11	650,405
342	\$72,319,813.59

MOB	ISSUED	VALUATION
	30	1,427,527
	1	39,649
	14	482,560
	45	\$1,949,736.00

DET	ISSUED	VALUATION
	11	667,104
	25	919,749
	4	313,740
	14	1,237,298
	72	3,110,762
	8	144,311
	8	44,552
	13	336,346
	155	\$6,773,860.35

COM	ISSUED	VALUATION
	4	1,726,204
	2	274,620
	2	1,882,000
	1	878,122
	2	330,000
	22	4,109,429
	2	504,195
	2	389,308
	1	1,000
	4	1,753,501
	24	2,134,226
	12	559,505
	1	500
	3	58,000
	26	8,034,379
	108	\$22,634,988.35

YEARLY TOTAL	
ISSUED	VALUATION
650	\$103,678,398.29



YEAR TO DATE

**BLDG PERMITS
VALUATION**

in thousands

August

Comparing
2016 to 2017

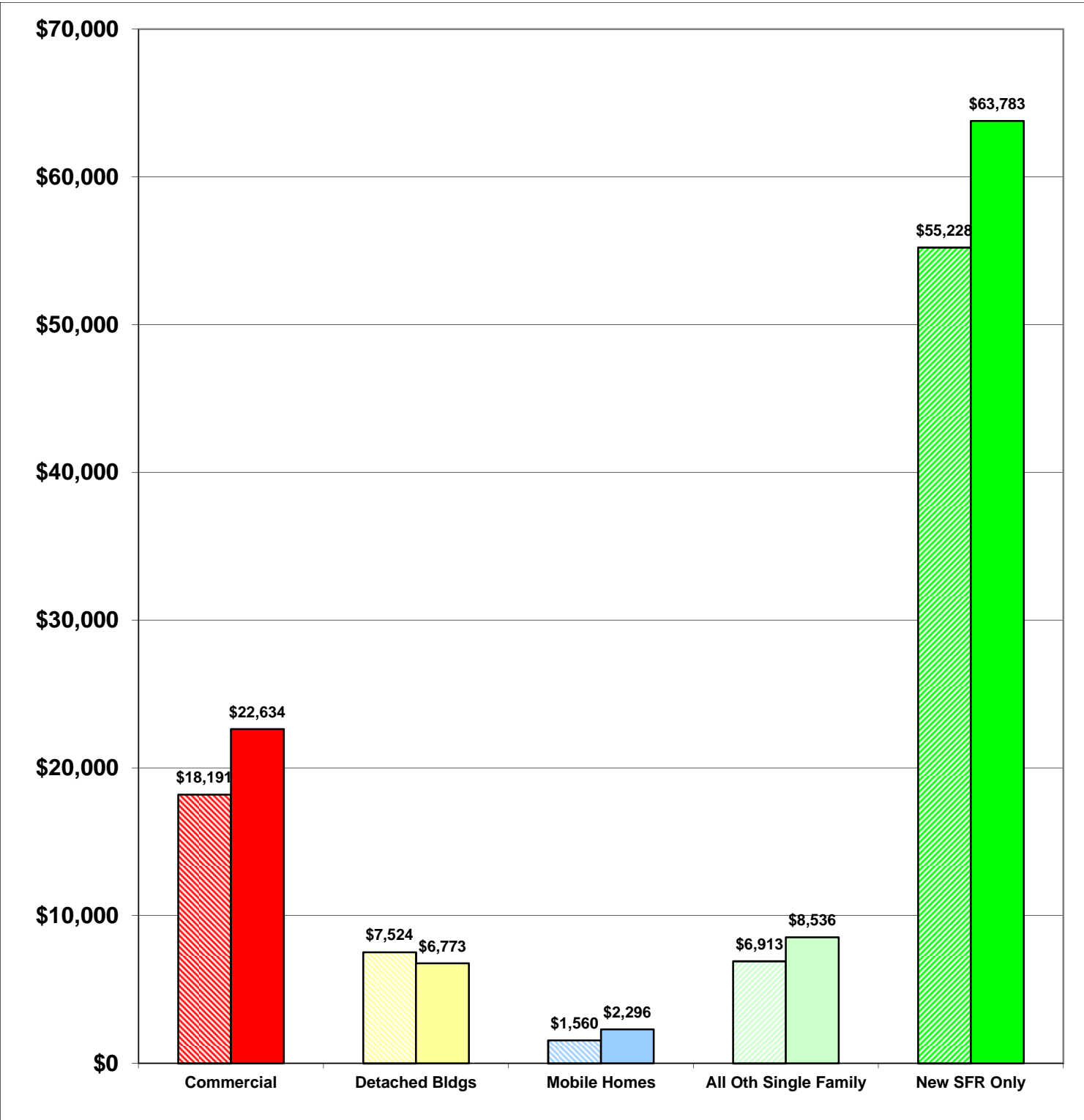
2016 \$89,416
2017 \$104,022

16%

Total Increase

Stripe = 2016 Solid = 2017

Year to Date Valuation Report
August-17





BLDG PERMITS ISSUED

August

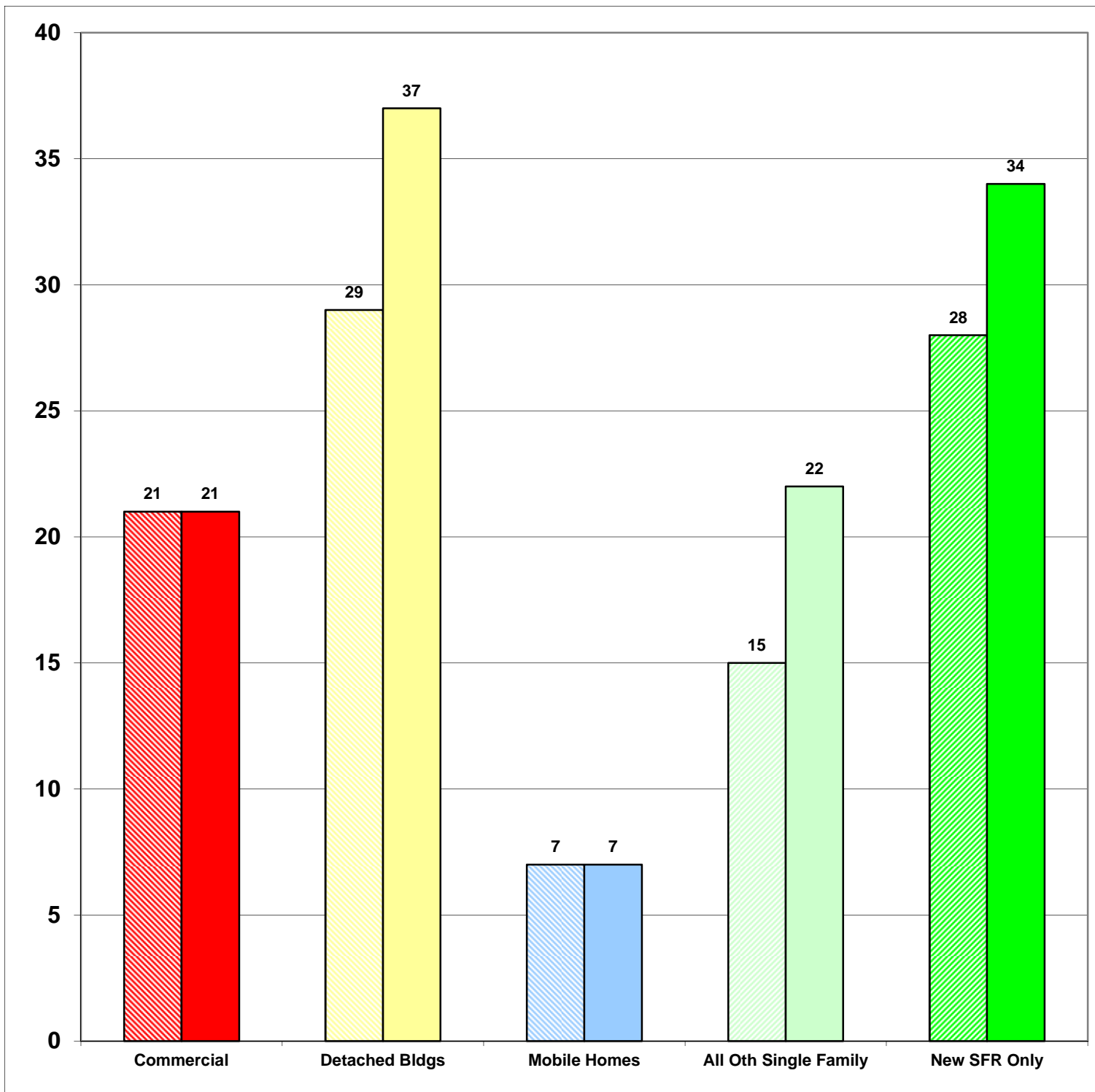
Comparing
2016 to 2017

Aug-16	100
Aug-17	121

21%
Total Increase

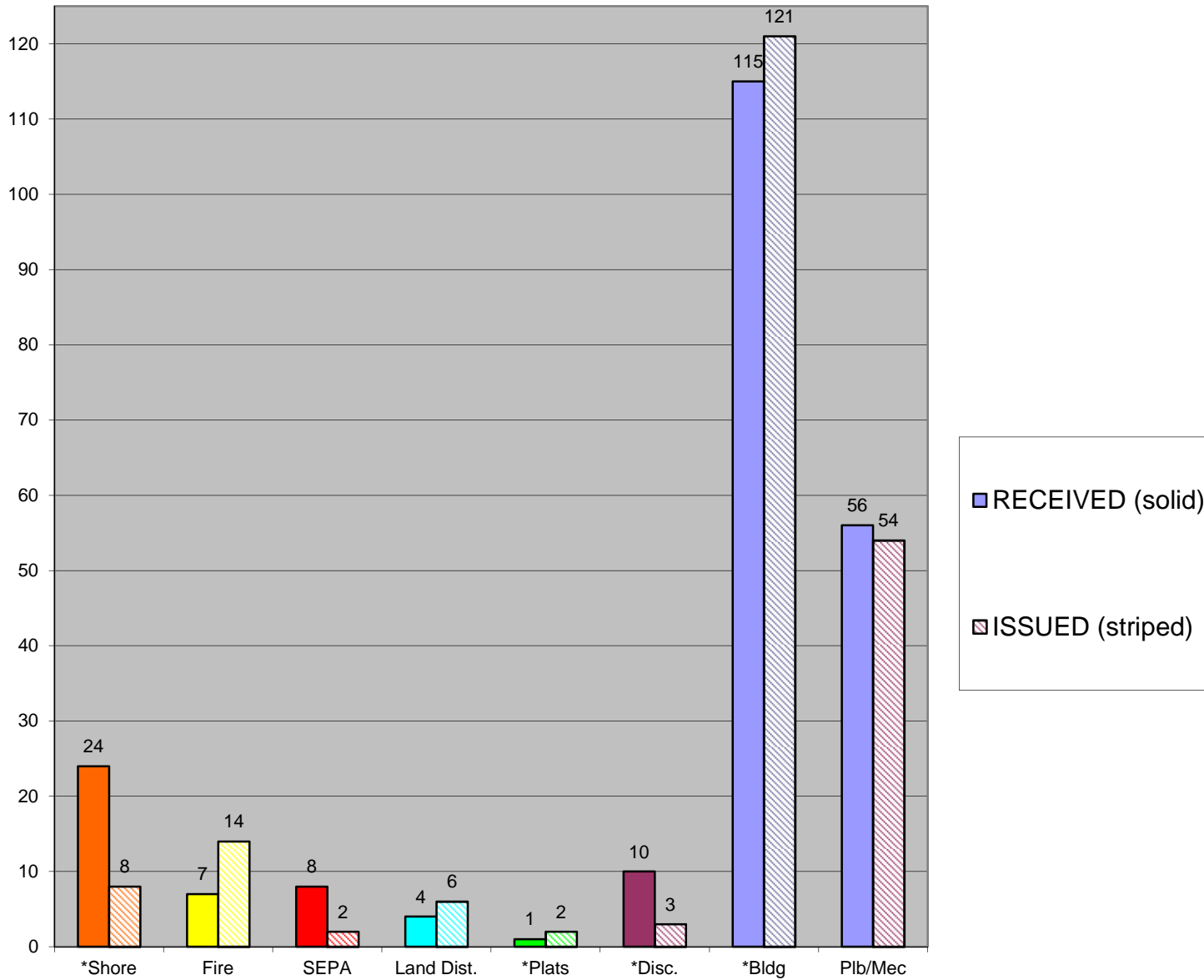
Stripe = 2016 Solid = 2017

Monthly Report
August-17





**CASES
 RECEIVED
 and
 ISSUED
 2017
 August**



Stripe = Issued
 Solid = Received

Monthly Permit Report
 August-17

*Shore = SHC, SHR, SHV, SHX
 *Plats = LSS, SSS, BSP, PUD, MDP
 *Disc = ADM, APL, CUP, NON, VAR
 *Bldg = COM, DET, MOB, SFR



YEAR TO DATE

**BLDG PERMITS
ISSUED**

JAN - DEC

**Comparing
2016 to 2017**

2016 539

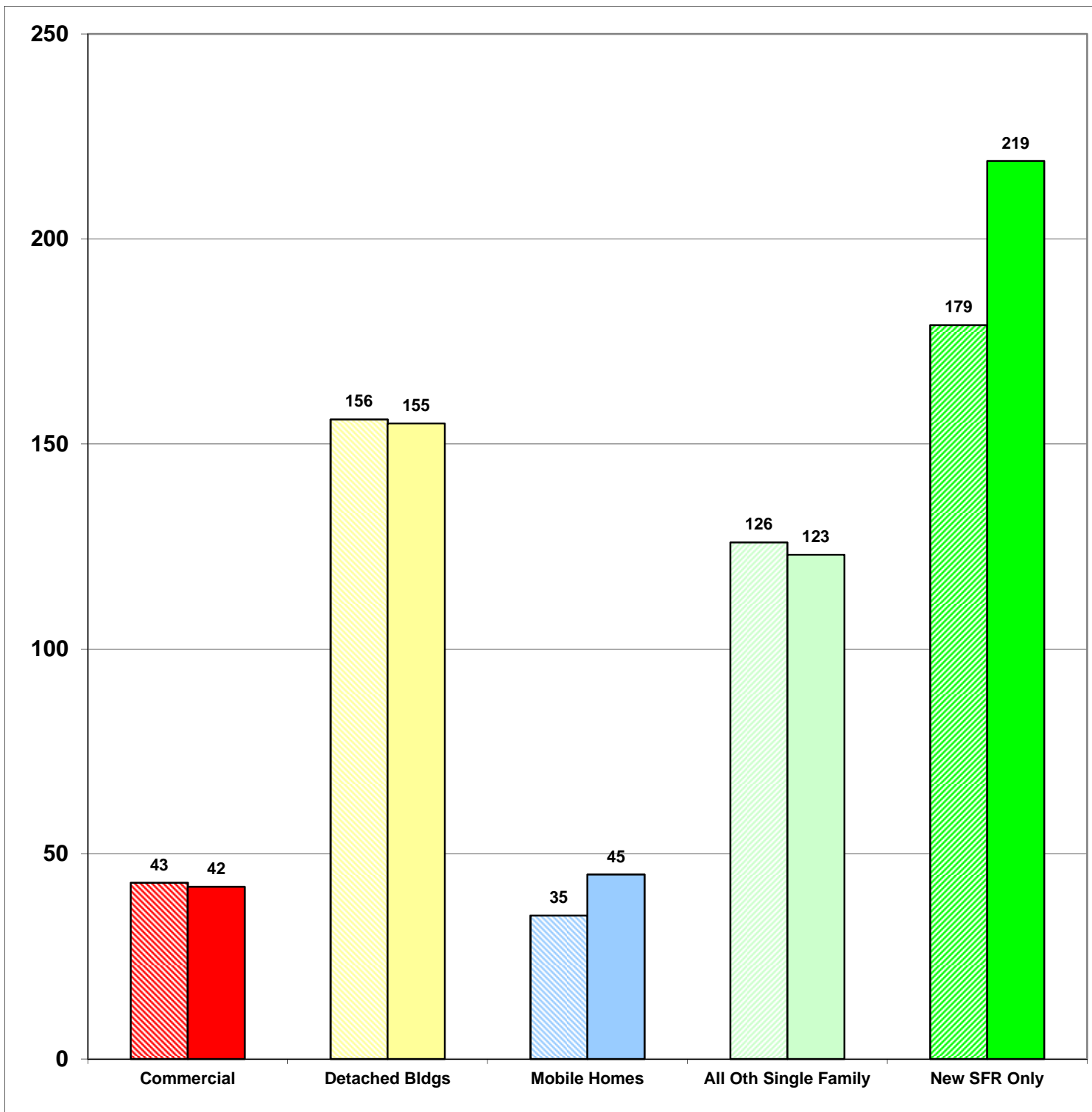
2017 584

8%

Total Increase

Stripe = 2016 Solid = 2017

**Year to Date Report
August-17**





YEAR TO DATE

**BLDG PERMITS
APPLIED FOR**

JAN - DEC

**Comparing
2016 to 2017**

2016 635

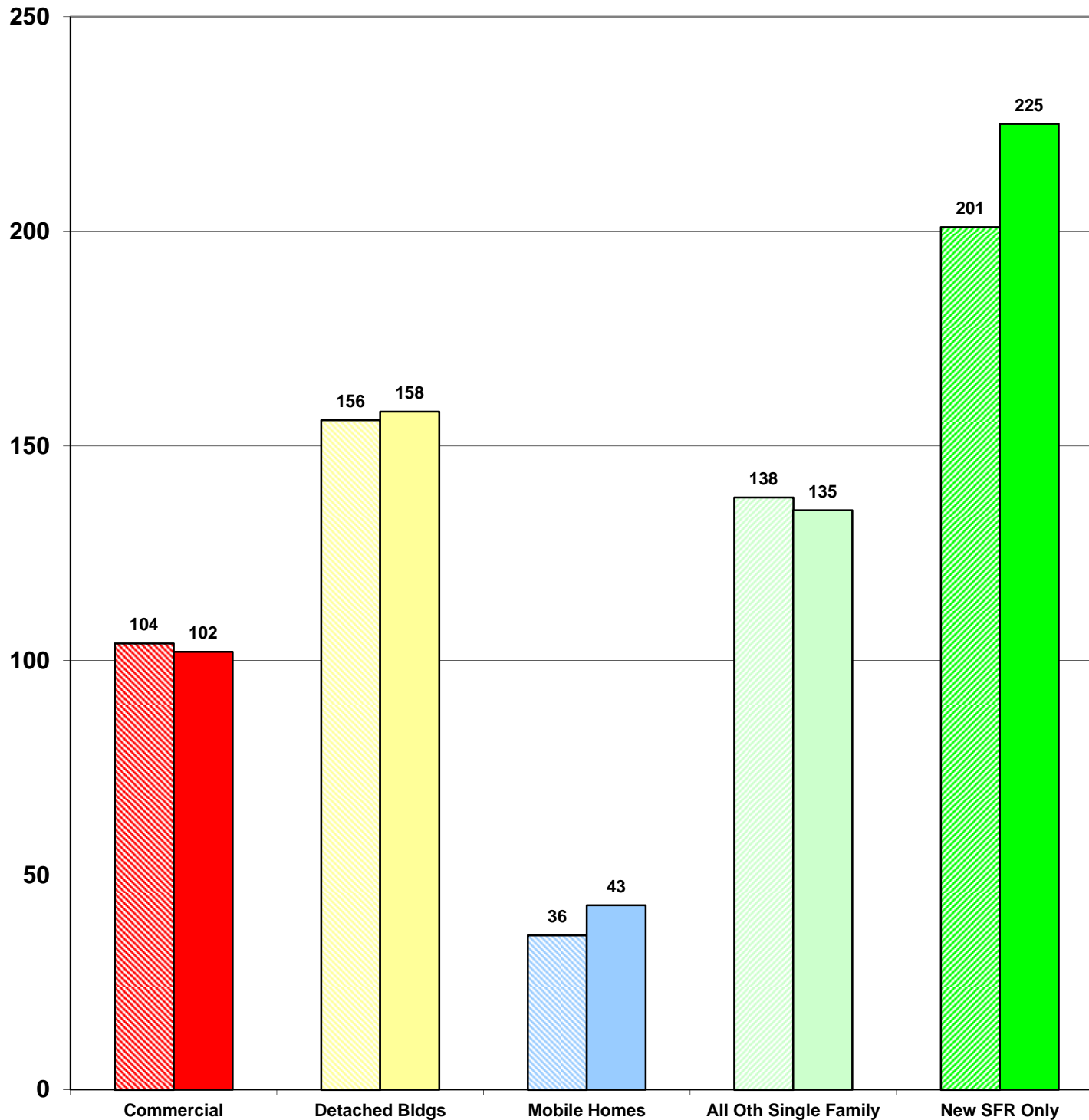
2017 663

4%

Total Increase

Stripe = 2016 Solid = 2017

Year to Date Report
August-17

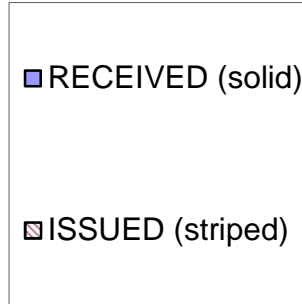
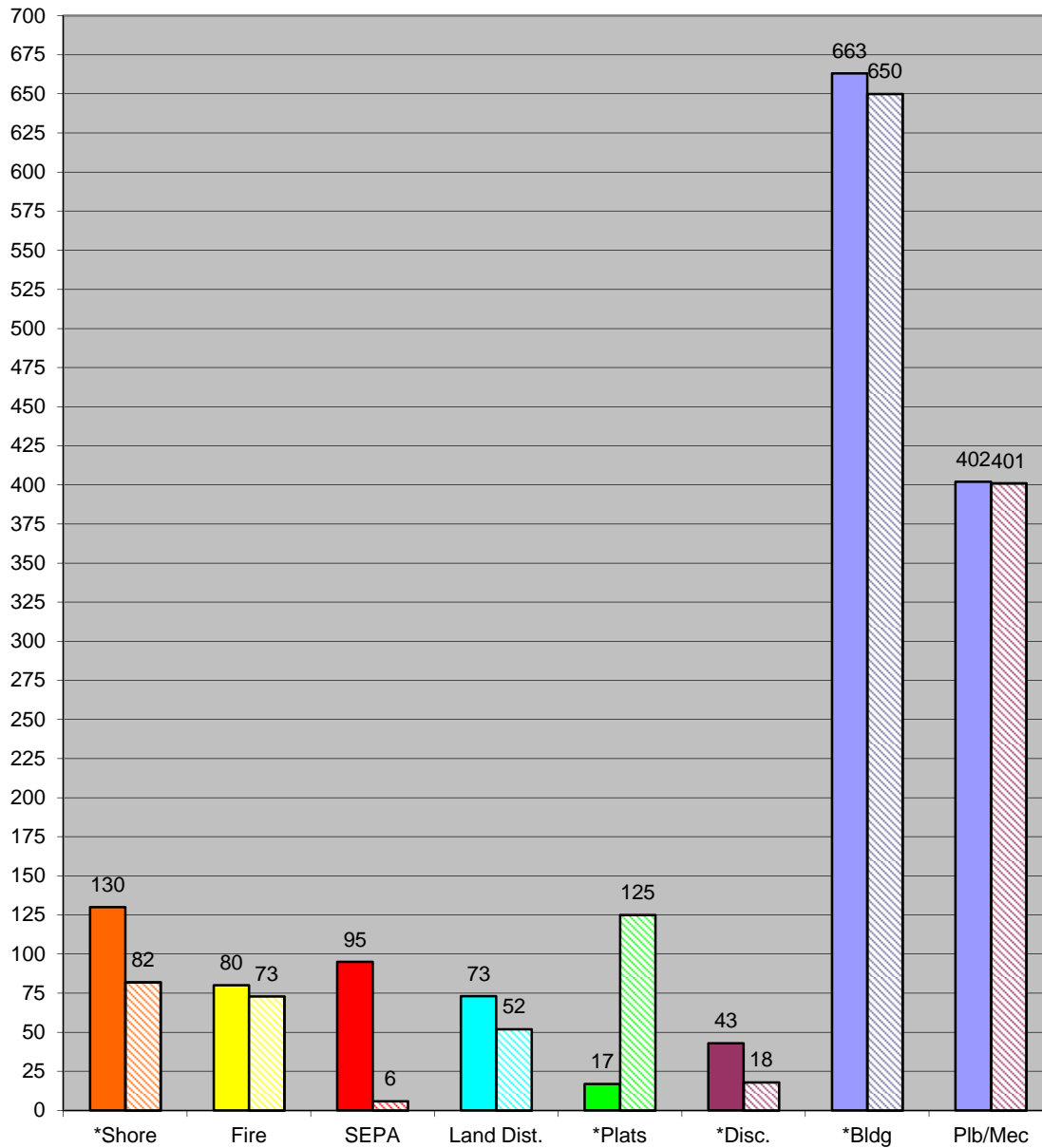




YEAR TO DATE

**CASES
RECEIVED
and
ISSUED**

JAN - DEC



Stripe = Issued
Solid = Received

Year to Date Report
August-17

- *Shore = SHC, SHR, SHV, SHX
- *Plats = LSS, SSS, BSP, PUD, MDP
- *Disc = ADM, APL, CUP, NON, VAR
- *Bldg = COM, DET, MOB, SFR