

# Permit Activity, September 17

WHATCOM COUNTY PLANNING & DEVELOPMENT  
2017 September



CURRENT MONTH		
SINGLE FAMILY RESIDENCES	ISSUED	VALUATION
NEW - RESIDENTIAL	49	11,985,818
NEW - DUPLEX		
ADDITION/REMODEL	23	1,130,387
CONVERT TO LIVING		
DEMOLITION (SINGLE FAMILY)	3	35,000
MOVE TO SITE		
REPLACE/REPAIR		-
RE-ROOF / SIDE ONLY	1	12,406
<b>TOTAL</b>	<b>76</b>	<b>\$13,163,611.45</b>

MOBILE HOMES	ISSUED	VALUATION
NEW - MOBILE HOME	7	310,445
ADDITION TO MOB		
CONVERT TO STORAGE		
REPLACEMENT	4	117,524
TEMP MOBILE		
<b>TOTAL</b>	<b>11</b>	<b>\$427,969.00</b>

DETACHED BUILDINGS	ISSUED	VALUATION
NEW - AG BARN / STORAGE	1	38,880
NEW - GARAGE	3	111,960
NEW - OTHER TYPE BLDG		
NEW - OTHER TYPE STRUCTURES	4	53,093
NEW - STORAGE	9	514,888
ADDITION / REMODEL	2	35,649
CONVERT TO OTHER		
DEMOLITION (DETACHED)	2	16,196
MOVE TO SITE		
REPLACE / REPAIR	1	25,000
RE-ROOF ONLY		
<b>TOTAL</b>	<b>22</b>	<b>\$795,666.50</b>

COMMERCIAL	ISSUED	VALUATION
NEW - 3 - 4 UNIT APARTMENTS		
NEW - 5 + UNIT APARTMENTS		
NEW - AIRPORT FACILITIES		
NEW - AMUSEMENT, SOCIAL, REC		
NEW - CHURCHES & OTH RELIGIOUS		
NEW - FIRE STATIONS / MEDIC ONE		
NEW - HOSPITALS / INSTITUTIONAL		
NEW - HOTEL / MOTEL / TOUR. CAB		
NEW - INDUSTRIAL		
NEW - MIXED USE		
NEW - OFFICE, BANKS, PROF		
NEW - OTHER PORTABLES		
NEW - OTHER TYPE BLDGS		
NEW - OTHER TYPE STRUCTURES	1	12,500
NEW - PORTABLE CLASSROOM		
NEW - PUBLIC WORKS & UTILITY		
NEW - SCHOOLS & OTHER ED		
NEW - STORAGE BLDGS		
NEW - STORES & CUSTOMER SERV		
NEW - WAREHOUSE		
ADDITION / REMODEL	1	125,000
CHANGE OF USE / TEN IMPROV / OCC	2	3,000
CONVERT		
DEMOLITION (COMMERCIAL)		
MOVE TO SITE		
REPLACE / REPAIR	2	21,714
RE-ROOF ONLY		
<b>TOTAL</b>	<b>6</b>	<b>\$162,214.00</b>

MONTHLY TOTAL	
ISSUED	VALUATION
115	\$14,549,460.95

YEAR TO DATE	
ISSUED	VALUATION
267	75,722,891
1	420,267
114	8,213,024
2	161,765
20	144,850
2	111,690
11	650,405
1	12,406
<b>418</b>	<b>\$85,437,299.44</b>

MOB	ISSUED	VALUATION
37	2,081,835	
1	39,649	
18	603,084	
<b>56</b>	<b>\$2,724,568.00</b>	

DET	ISSUED	VALUATION
12	705,984	
28	1,031,709	
4	313,740	
18	1,290,391	
81	3,625,650	
10	179,960	
10	60,748	
14	361,346	
<b>177</b>	<b>\$7,569,526.85</b>	

COM	ISSUED	VALUATION
4	1,726,204	
2	274,620	
2	1,882,000	
1	878,122	
2	330,000	
23	4,121,929	
2	504,195	
2	389,308	
1	1,000	
4	1,753,501	
25	2,259,226	
14	562,505	
1	500	
3	58,000	
28	8,056,093	
<b>114</b>	<b>\$22,797,202.35</b>	

YEARLY TOTAL	
ISSUED	VALUATION
765	\$118,528,596.64



**YEAR TO DATE**

**BLDG PERMITS  
VALUATION**

in thousands

**September**

Comparing  
2016 to 2017

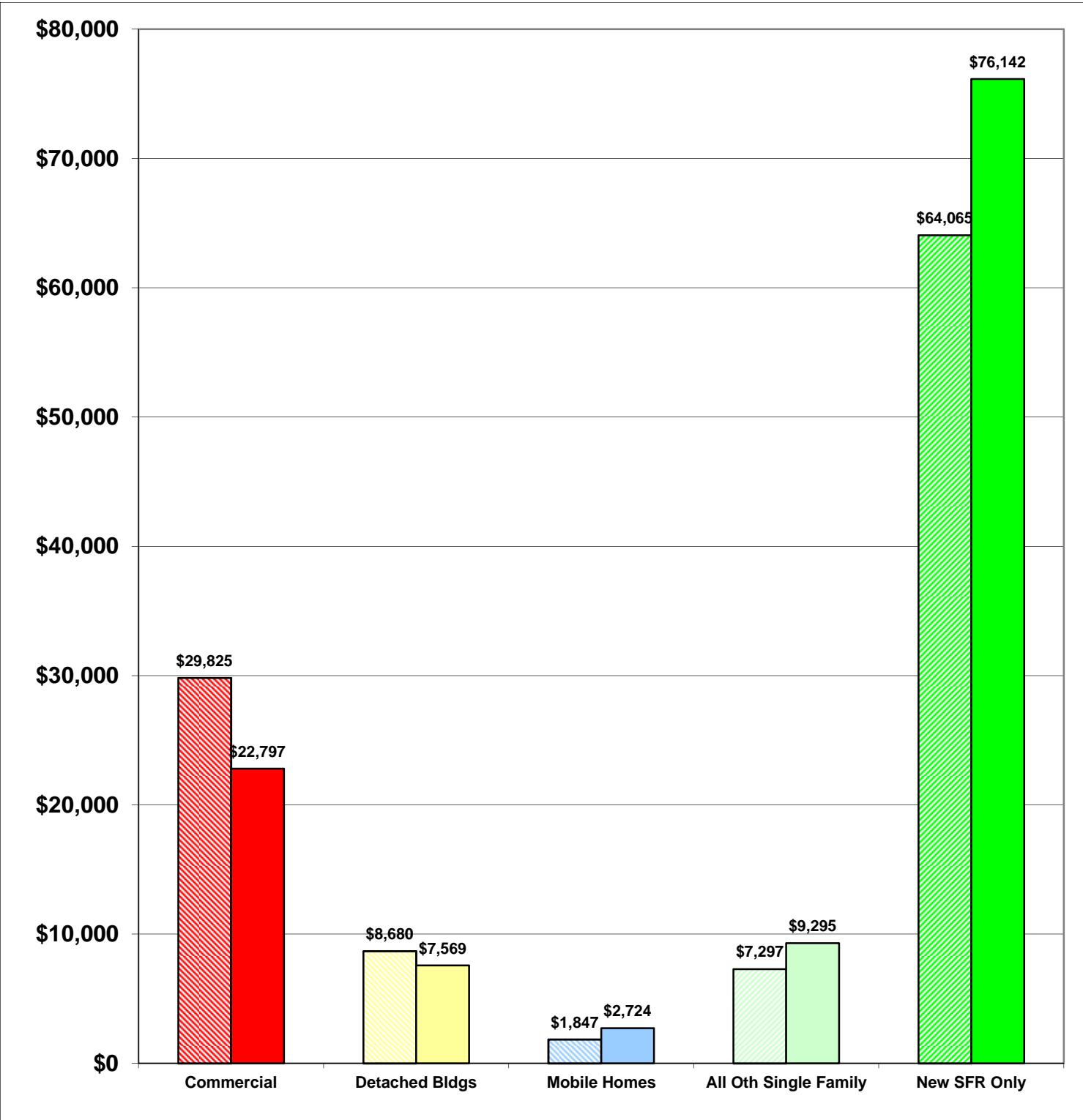
**2016     \$111,714**  
**2017     \$118,527**

**6%**

**Total Increase**

Stripe = 2016    Solid = 2017

Year to Date Valuation Report  
September-17





## BLDG PERMITS ISSUED

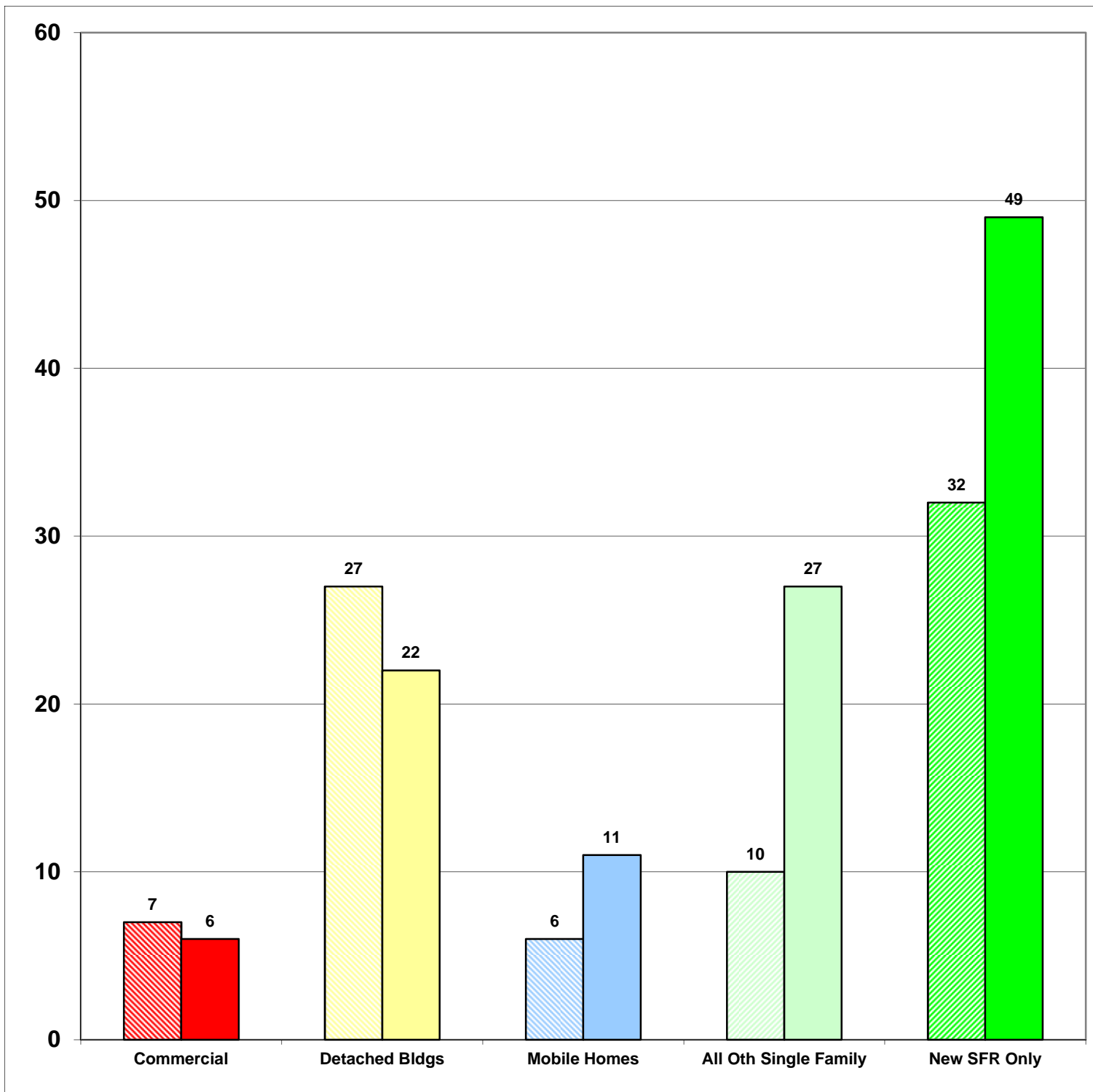
September

Comparing  
2016 to 2017

Sep-16     82  
Sep-17     115

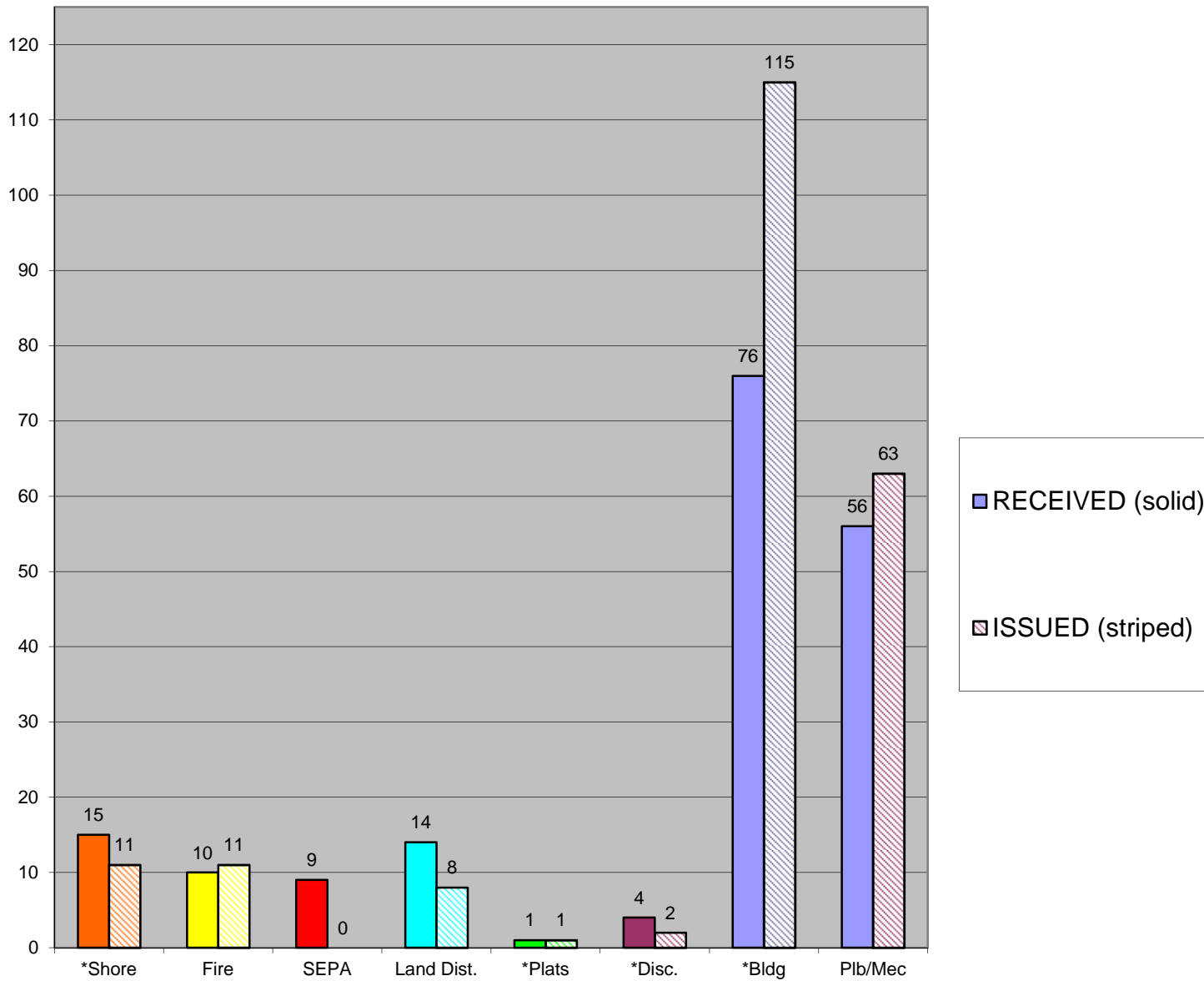
40%  
Total Increase

Stripe = 2016    Solid = 2017





**CASES  
 RECEIVED  
 and  
 ISSUED  
 2017  
 September**



Stripe = Issued  
 Solid = Received

Monthly Permit Report  
 September-17

\*Shore = SHC, SHR, SHV, SHX  
 \*Plats = LSS, SSS, BSP, PUD, MDP  
 \*Disc = ADM, APL, CUP, NON, VAR  
 \*Bldg = COM, DET, MOB, SFR



**YEAR TO DATE**

**BLDG PERMITS  
ISSUED**

**JAN - DEC**

**Comparing  
2016 to 2017**

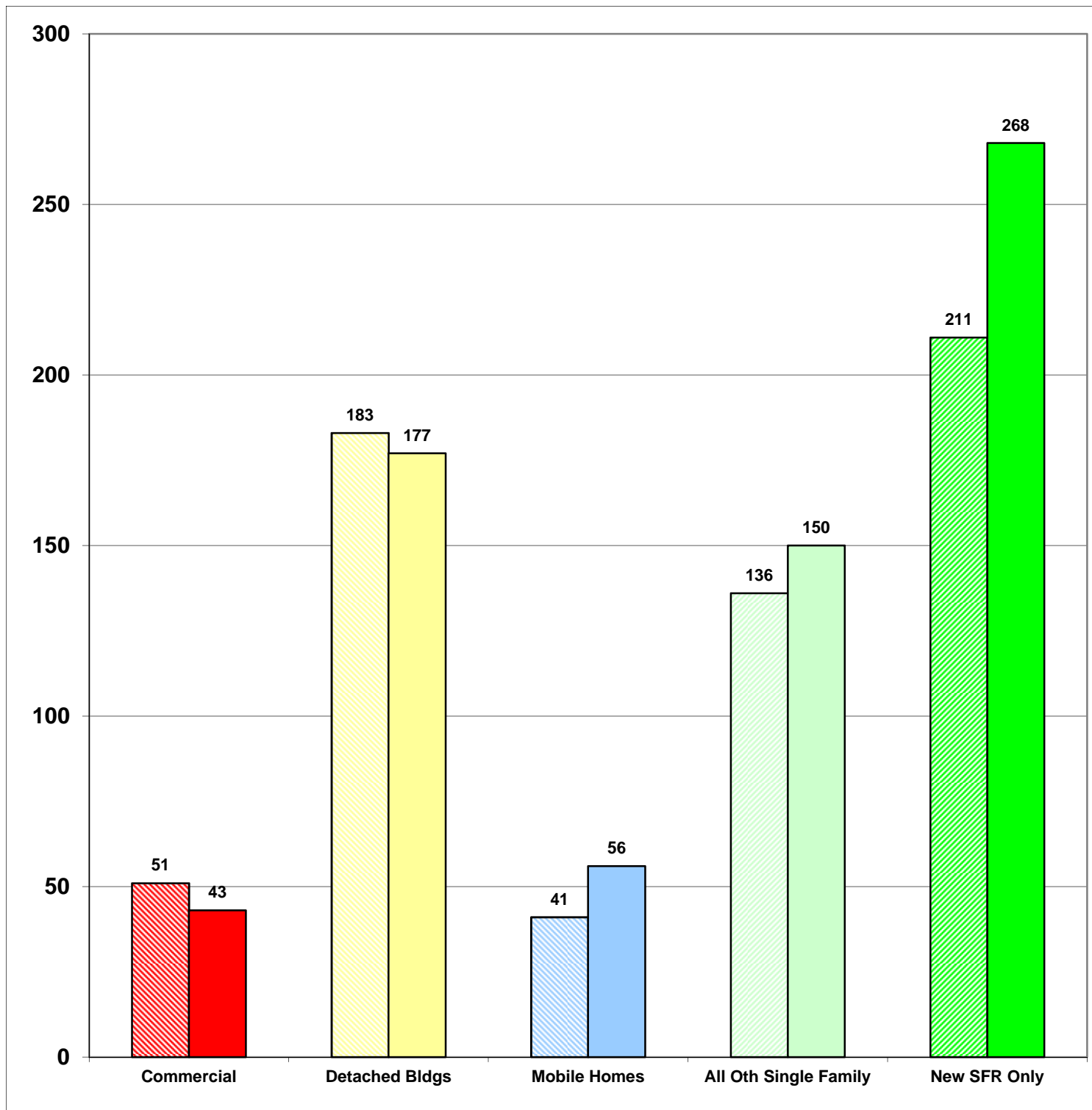
**2016      622**

**2017      694**

**12%  
Total Increase**

**Stripe = 2016    Solid = 2017**

**Year to Date Report  
September-17**





**YEAR TO DATE**

**BLDG PERMITS  
APPLIED FOR**

**JAN - DEC**

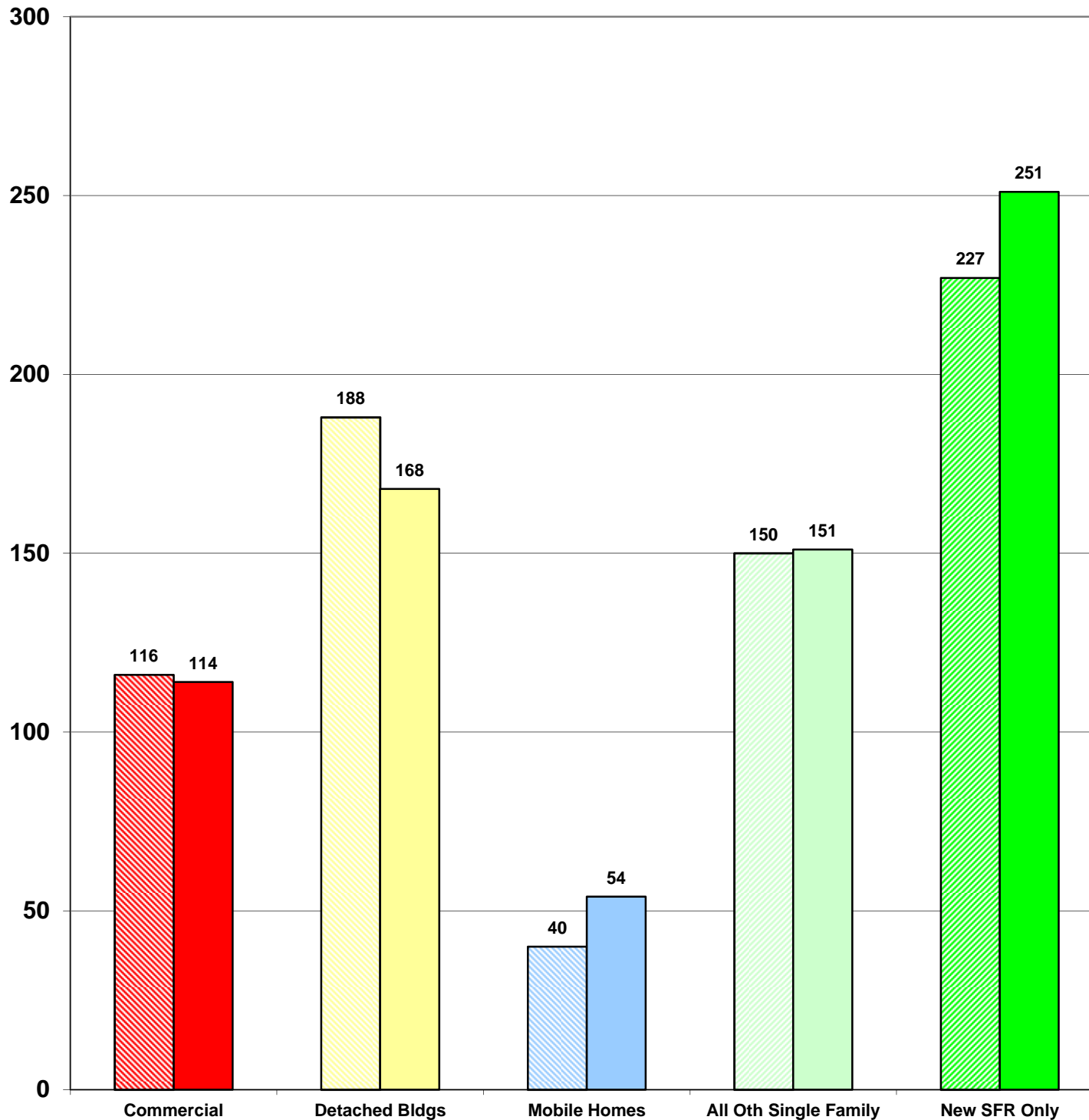
**Comparing  
2016 to 2017**

**2016     721  
2017     738**

**2%  
Total Increase**

**Stripe = 2016    Solid = 2017**

**Year to Date Report  
September-17**

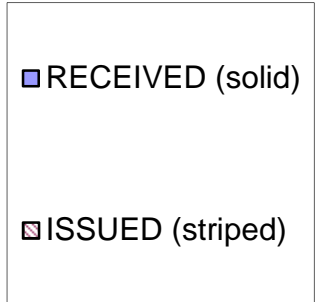
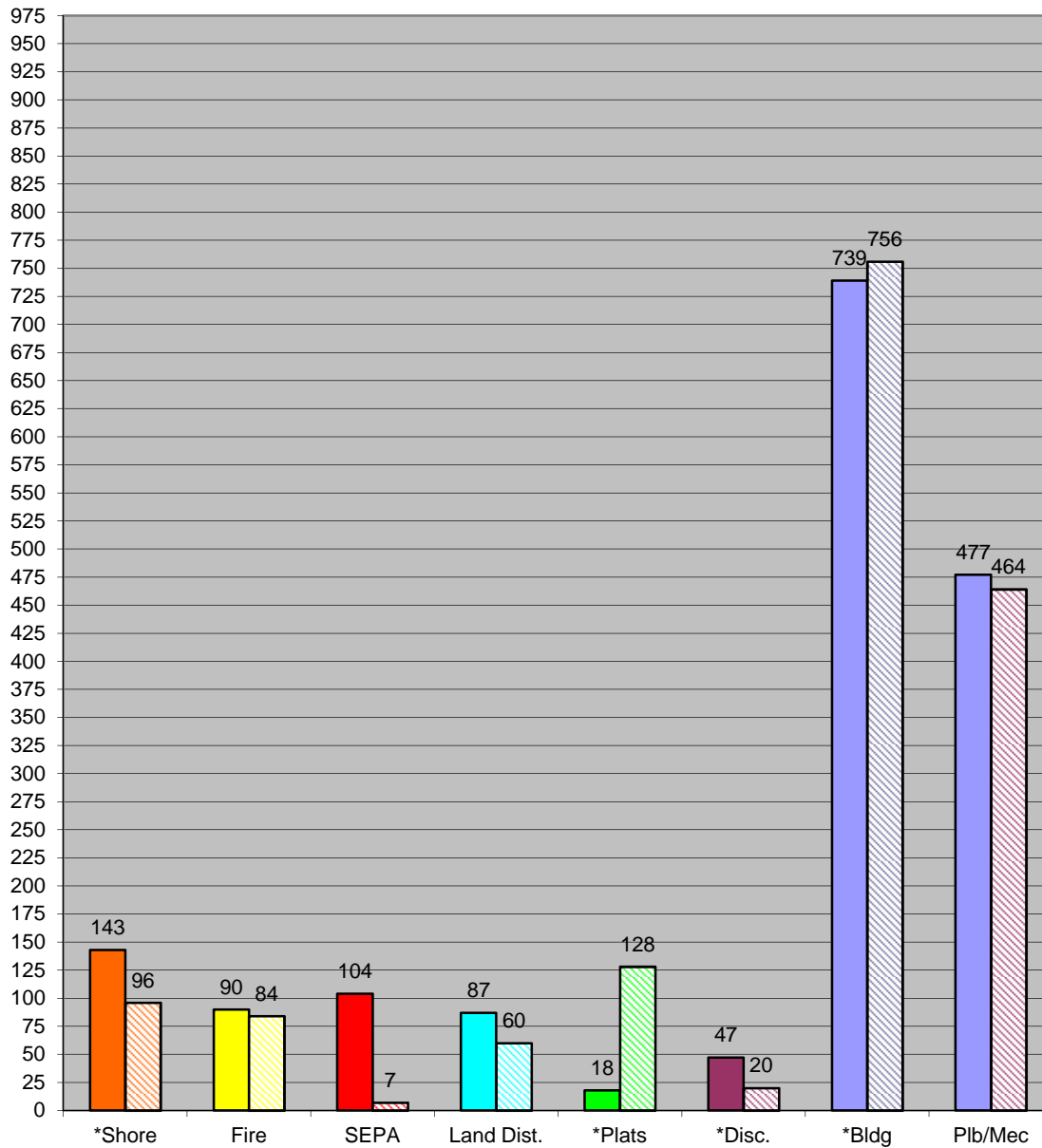




**YEAR TO DATE**

**CASES  
 RECEIVED  
 and  
 ISSUED**

**JAN - DEC**



**Stripe = Issued**  
**Solid = Received**

Year to Date Report  
 September-17

- \*Shore = SHC, SHR, SHV, SHX
- \*Plats = LSS, SSS, BSP, PUD, MDP
- \*Disc = ADM, APL, CUP, NON, VAR
- \*Bldg = COM, DET, MOB, SFR