

# Permit Activity, November 17

WHATCOM COUNTY PLANNING & DEVELOPMENT  
2017 November



CURRENT MONTH		
SINGLE FAMILY RESIDENCES	ISSUED	VALUATION
NEW - RESIDENTIAL	14	3,088,276
NEW - DUPLEX		
ADDITION/REMODEL	5	270,365
CONVERT TO LIVING		
DEMOLITION (SINGLE FAMILY)	1	19,604
MOVE TO SITE		
REPLACE/REPAIR	5	328,590
RE-ROOF / SIDE ONLY		
<b>TOTAL</b>	<b>25</b>	<b>\$3,706,834.60</b>

MOBILE HOMES	ISSUED	VALUATION
NEW - MOBILE HOME	2	153,524
ADDITION TO MOB		
CONVERT TO STORAGE		
REPLACEMENT		
TEMP MOBILE		
<b>TOTAL</b>	<b>2</b>	<b>\$153,524.00</b>

DETACHED BUILDINGS	ISSUED	VALUATION
NEW - AG BARN / STORAGE		
NEW - GARAGE	4	147,094
NEW - OTHER TYPE BLDG		
NEW - OTHER TYPE STRUCTURES		
NEW - STORAGE	5	216,810
ADDITION / REMODEL		
CONVERT TO OTHER		
DEMOLITION (DETACHED)	2	7,000
MOVE TO SITE		
REPLACE / REPAIR	1	18,768
RE-ROOF ONLY		
<b>TOTAL</b>	<b>12</b>	<b>\$389,671.90</b>

COMMERCIAL	ISSUED	VALUATION
NEW - 3 - 4 UNIT APARTMENTS		
NEW - 5 + UNIT APARTMENTS		
NEW - AIRPORT FACILITIES		
NEW - AMUSEMENT, SOCIAL, REC		
NEW - CHURCHES & OTH RELIGIOUS		
NEW - FIRE STATIONS / MEDIC ONE		
NEW - HOSPITALS / INSTITUTIONAL		
NEW - HOTEL / MOTEL / TOUR. CAB		
NEW - INDUSTRIAL		
NEW - MIXED USE		
NEW - OFFICE, BANKS, PROF		
NEW - OTHER PORTABLES		
NEW - OTHER TYPE BLDGS		
NEW - OTHER TYPE STRUCTURES		
NEW - PORTABLE CLASSROOM		
NEW - PUBLIC WORKS & UTILITY		
NEW - SCHOOLS & OTHER ED		
NEW - STORAGE BLDGS		
NEW - STORES & CUSTOMER SERV		
NEW - WAREHOUSE		
ADDITION / REMODEL	2	1,320,000
CHANGE OF USE / TEN IMPROV / OCC	1	-
CONVERT		
DEMOLITION (COMMERCIAL)		
MOVE TO SITE		
REPLACE / REPAIR	1	64,051
RE-ROOF ONLY		
<b>TOTAL</b>	<b>4</b>	<b>\$1,384,051.00</b>

MONTHLY TOTAL	
ISSUED	VALUATION
43	\$5,634,081.50

YEAR TO DATE	
ISSUED	VALUATION
300	84,681,495
1	420,267
127	9,173,780
2	161,765
23	181,454
2	111,690
20	1,015,133
1	12,406
<b>476</b>	<b>\$95,757,989.44</b>

MOB	ISSUED	VALUATION
	46	2,552,778
	1	39,649
	20	616,084
	<b>67</b>	<b>\$3,208,510.52</b>

DET	ISSUED	VALUATION
	16	1,046,643
	35	1,349,754
	4	313,740
	18	1,290,391
	89	3,915,180
	13	256,640
	12	67,748
	15	380,114
	<b>202</b>	<b>\$8,620,209.75</b>

COM	ISSUED	VALUATION
	4	1,726,204
	2	274,620
	2	1,882,000
	1	878,122
	3	730,000
	27	7,378,254
	2	504,195
	3	456,808
	1	1,000
	4	1,878,868
	30	4,740,226
	17	566,005
	1	500
	3	58,000
	31	8,157,144
	<b>131</b>	<b>\$29,231,944.81</b>

YEARLY TOTAL	
ISSUED	VALUATION
876	\$136,818,654.52



**YEAR TO DATE**

**BLDG PERMITS  
VALUATION**

in thousands

**November**

Comparing  
2016 to 2017

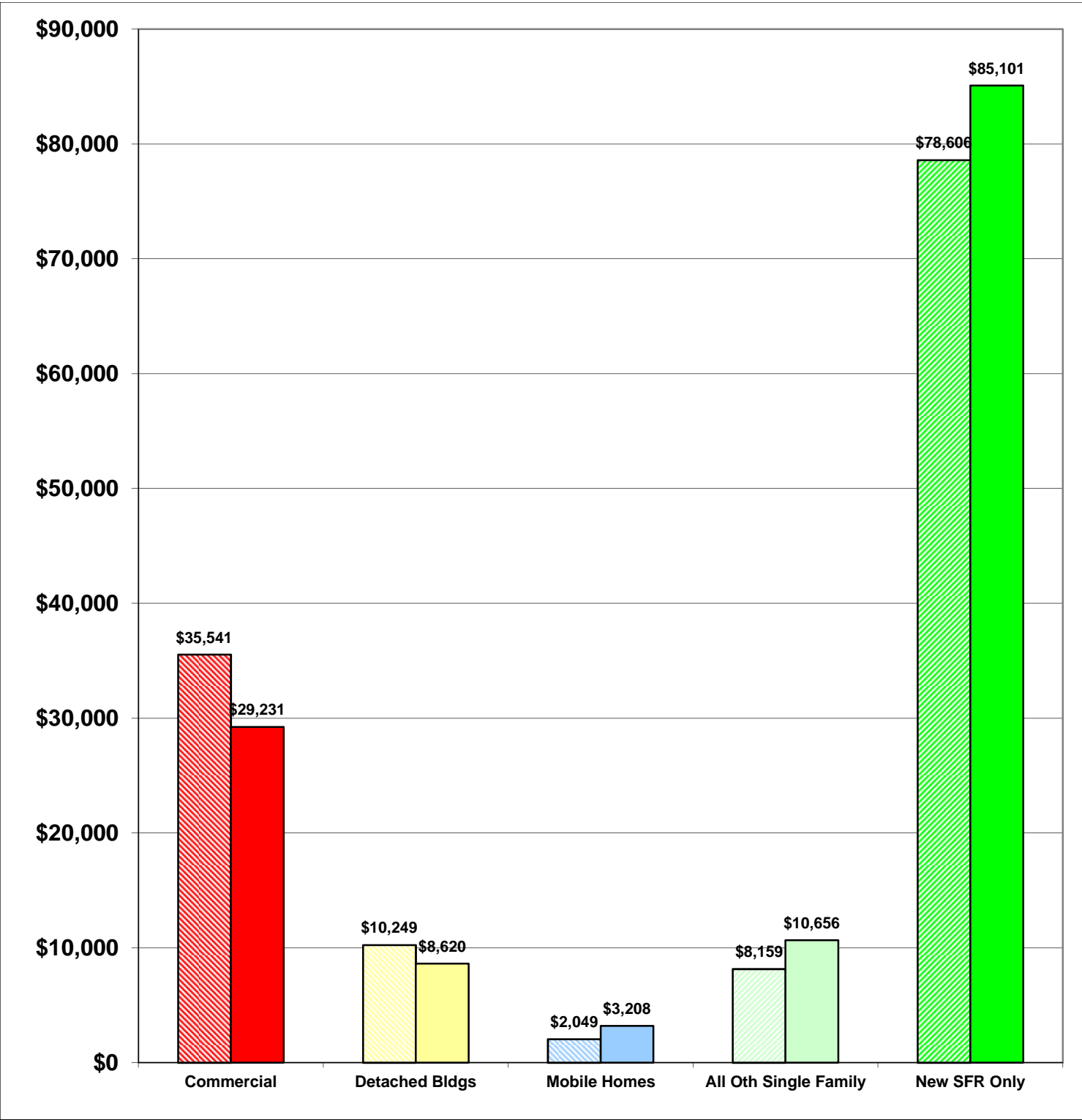
**2016     \$134,604**  
**2017     \$136,816**

**2%**

**Total Increase**

Stripe = 2016    Solid = 2017

Year to Date Valuation Report  
November-17





## BLDG PERMITS ISSUED

November

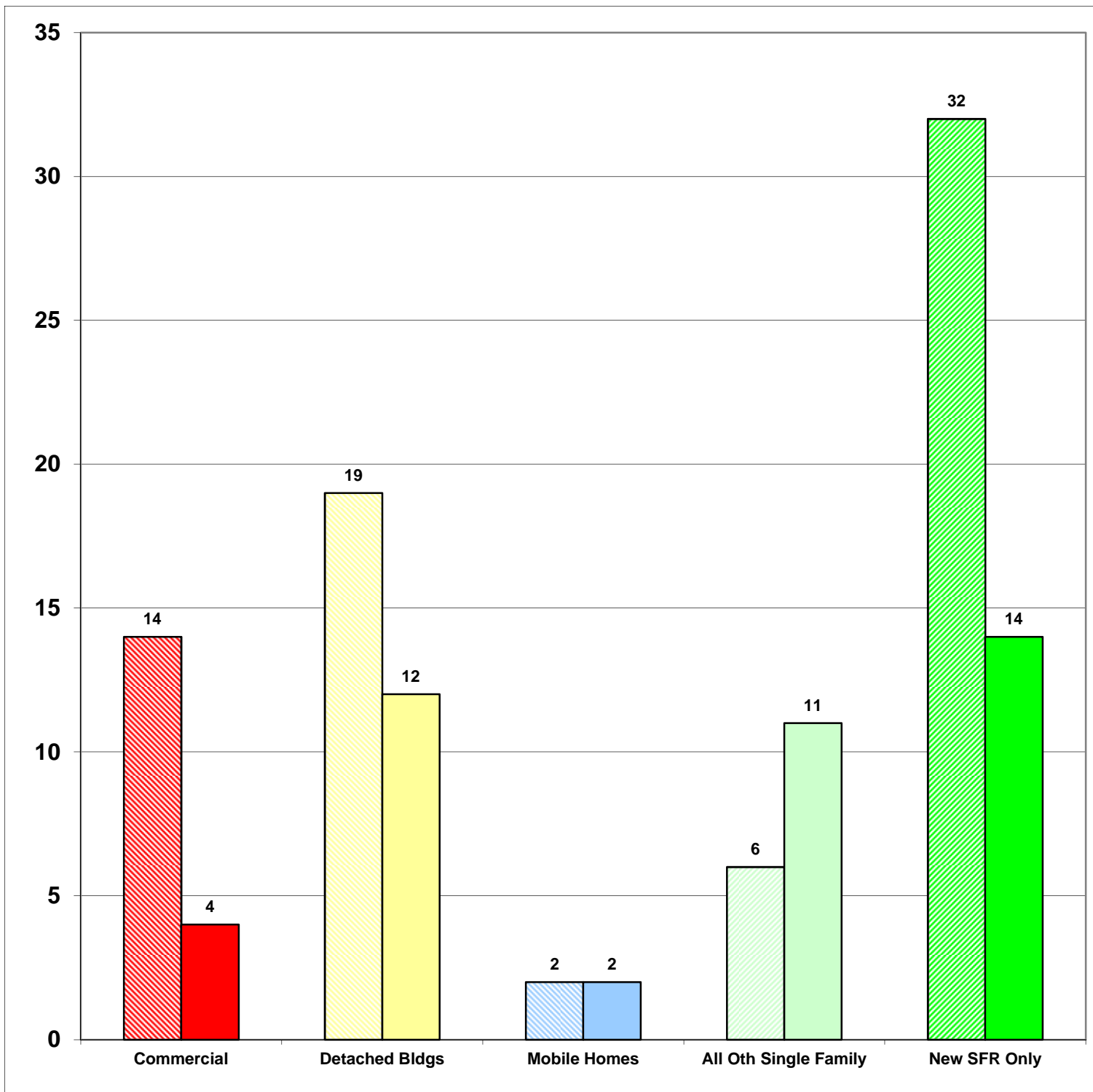
Comparing  
2016 to 2017

Nov-16	73
Nov-17	43

-41%

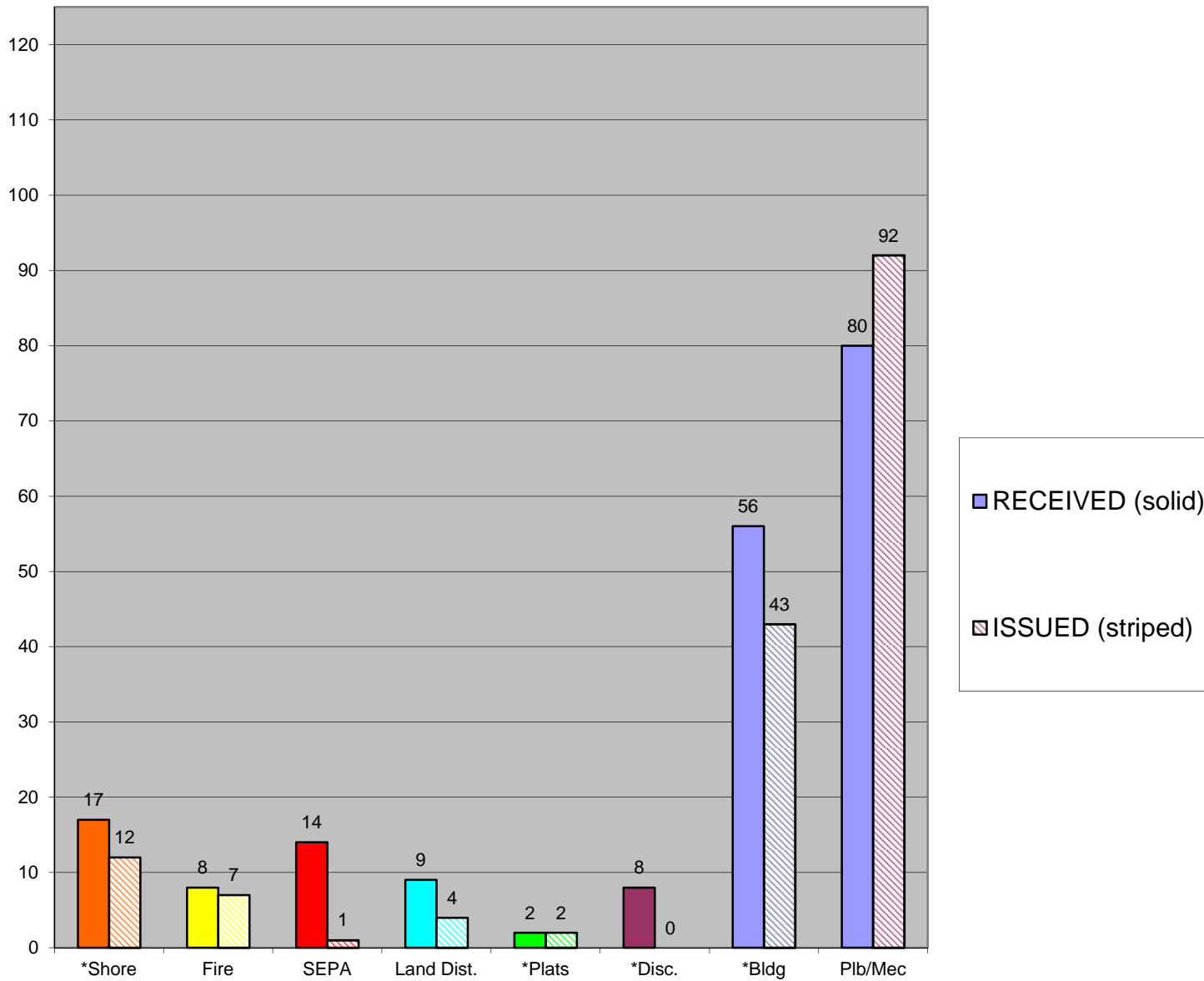
Total Increase

Stripe = 2016    Solid = 2017





**CASES  
 RECEIVED  
 and  
 ISSUED  
 2017  
 November**



Stripe = Issued  
 Solid = Received

Monthly Permit Report  
 November-17

\*Shore = SHC, SHR, SHV, SHX  
 \*Plats = LSS, SSS, BSP, PUD, MDP  
 \*Disc = ADM, APL, CUP, NON, VAR  
 \*Bldg = COM, DET, MOB, SFR



**YEAR TO DATE**

**BLDG PERMITS  
ISSUED**

**JAN - DEC**

**Comparing  
2016 to 2017**

**2016     742**

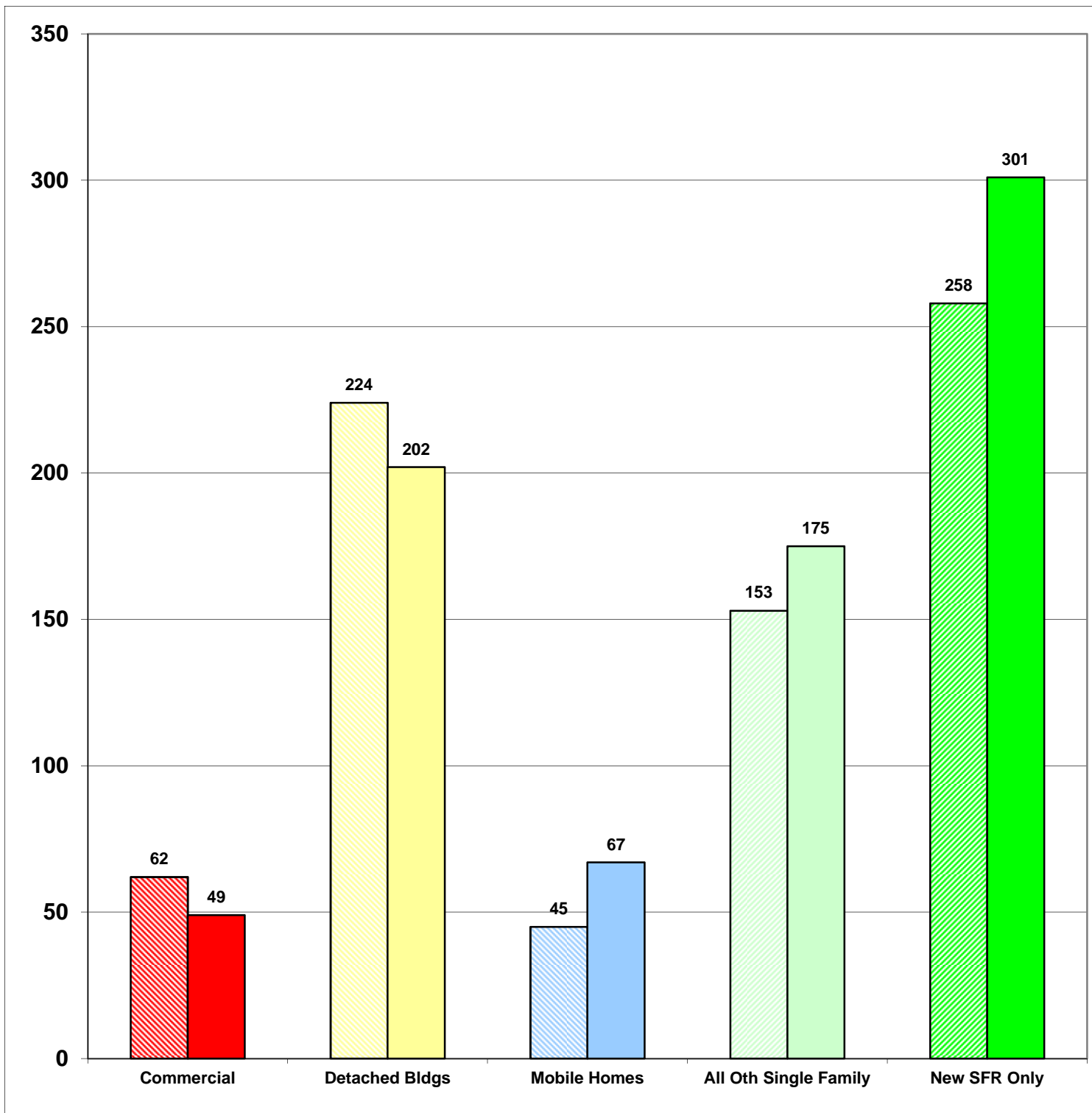
**2017     794**

**7%**

**Total Increase**

**Stripe = 2016    Solid = 2017**

**Year to Date Report  
November-17**





**YEAR TO DATE**

**BLDG PERMITS  
APPLIED FOR**

**JAN - DEC**

**Comparing  
2016 to 2017**

**2016 881**

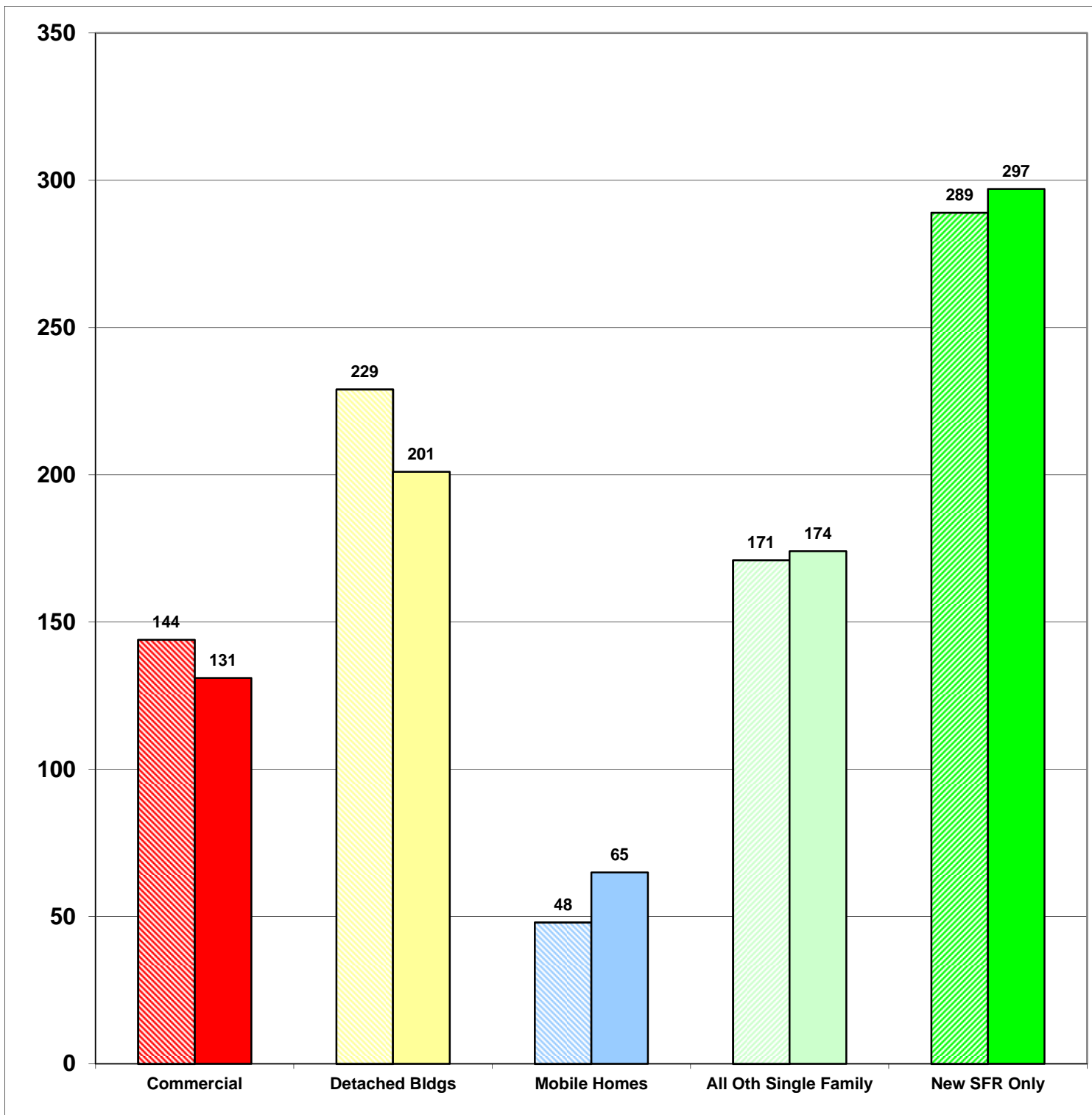
**2017 868**

**-1%**

**Total Increase**

**Stripe = 2016 Solid = 2017**

**Year to Date Report  
November-17**

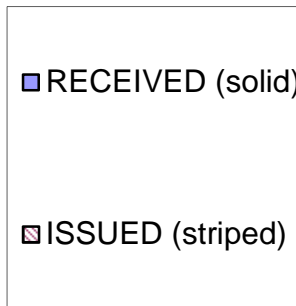
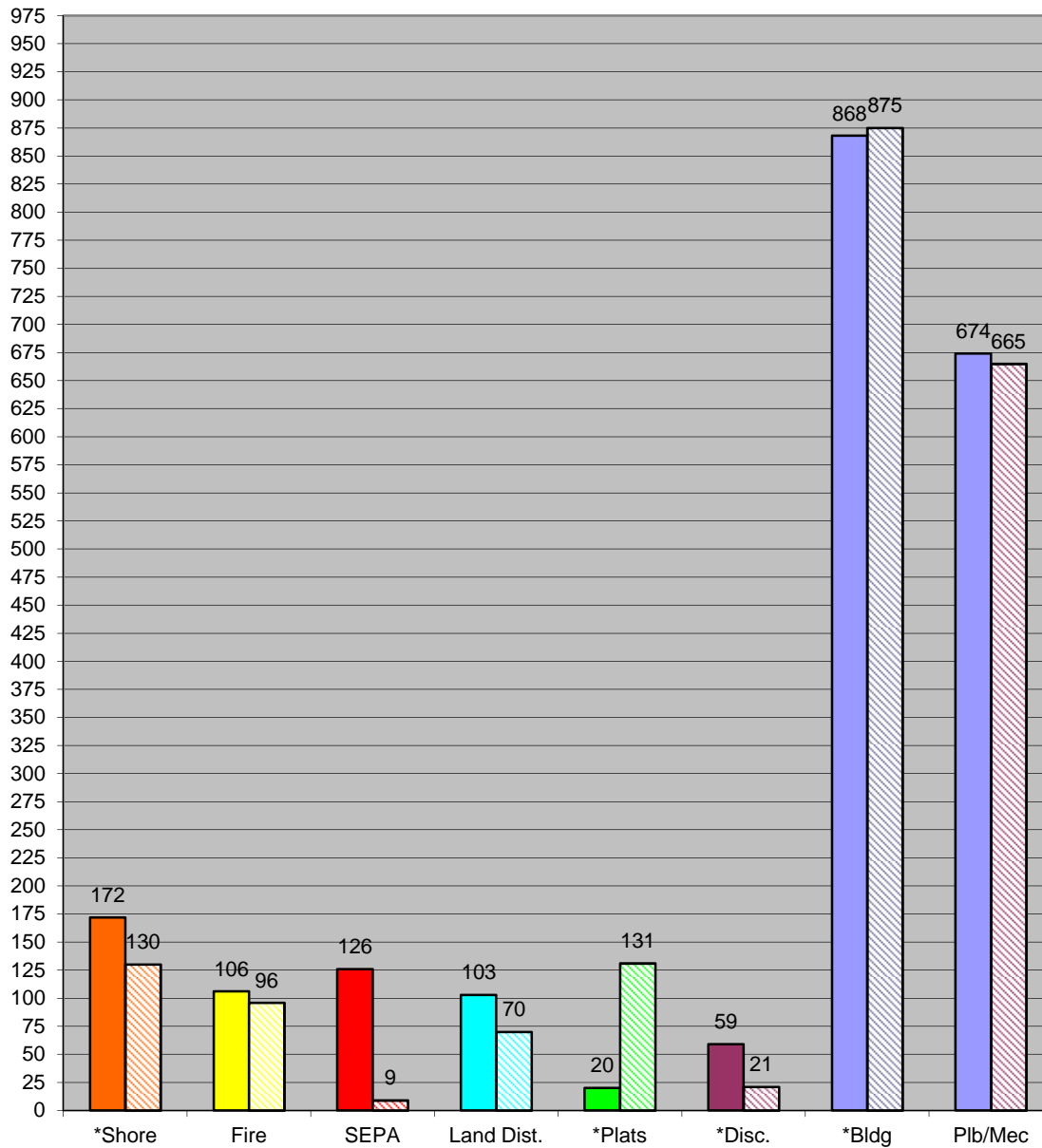




**YEAR TO DATE**

**CASES  
RECEIVED  
and  
ISSUED**

**JAN - DEC**



Stripe = Issued  
Solid = Received

Year to Date Report  
November-17

- \*Shore = SHC, SHR, SHV, SHX
- \*Plats = LSS, SSS, BSP, PUD, MDP
- \*Disc = ADM, APL, CUP, NON, VAR
- \*Bldg = COM, DET, MOB, SFR