

Permit Activity, December 17

WHATCOM COUNTY PLANNING & DEVELOPMENT
2017 December



CURRENT MONTH		
SINGLE FAMILY RESIDENCES	ISSUED	VALUATION
NEW - RESIDENTIAL	17	4,627,719
NEW - DUPLEX		
ADDITION/REMODEL	2	21,876
CONVERT TO LIVING		
DEMOLITION (SINGLE FAMILY)	2	14,000
MOVE TO SITE		
REPLACE/REPAIR	2	7,679
RE-ROOF / SIDE ONLY		
TOTAL	23	\$4,671,272.60

MOBILE HOMES	ISSUED	VALUATION
NEW - MOBILE HOME	6	373,922
ADDITION TO MOB		
CONVERT TO STORAGE		
REPLACEMENT	2	11,000
TEMP MOBILE		
TOTAL	8	\$384,922.00

DETACHED BUILDINGS	ISSUED	VALUATION
NEW - AG BARN / STORAGE	1	24,300
NEW - GARAGE	2	88,065
NEW - OTHER TYPE BLDG		
NEW - OTHER TYPE STRUCTURES	2	49,979
NEW - STORAGE	3	242,010
ADDITION / REMODEL		
CONVERT TO OTHER		
DEMOLITION (DETACHED)		
MOVE TO SITE		
REPLACE / REPAIR	1	11,580
RE-ROOF ONLY		
TOTAL	9	\$415,934.20

COMMERCIAL	ISSUED	VALUATION
NEW - 3 - 4 UNIT APARTMENTS		
NEW - 5 + UNIT APARTMENTS		
NEW - AIRPORT FACILITIES		
NEW - AMUSEMENT, SOCIAL, REC		
NEW - CHURCHES & OTH RELIGIOUS		
NEW - FIRE STATIONS / MEDIC ONE		
NEW - HOSPITALS / INSTITUTIONAL		
NEW - HOTEL / MOTEL / TOUR. CAB		
NEW - INDUSTRIAL		
NEW - MIXED USE		
NEW - OFFICE, BANKS, PROF		
NEW - OTHER PORTABLES		
NEW - OTHER TYPE BLDGS		
NEW - OTHER TYPE STRUCTURES	2	151,000
NEW - PORTABLE CLASSROOM		
NEW - PUBLIC WORKS & UTILITY		
NEW - SCHOOLS & OTHER ED		
NEW - STORAGE BLDGS		
NEW - STORES & CUSTOMER SERV		
NEW - WAREHOUSE		
ADDITION / REMODEL	2	27,000
CHANGE OF USE / TEN IMPROV / OCC	1	6,700
CONVERT		
DEMOLITION (COMMERCIAL)		
MOVE TO SITE		
REPLACE / REPAIR	1	16,900
RE-ROOF ONLY		
TOTAL	6	\$201,600.00

MONTHLY TOTAL	
ISSUED	VALUATION
46	\$5,673,728.80

YEAR TO DATE	
ISSUED	VALUATION
317	89,309,213
1	420,267
129	9,195,655
2	161,765
25	195,454
2	111,690
22	1,022,811
1	12,406
499	\$100,429,262.04

MOB	ISSUED	VALUATION
	52	2,552,778
	1	39,649
	22	627,084
	75	\$3,219,510.52

DET	ISSUED	VALUATION
	17	1,046,643
	37	1,437,819
	4	313,740
	20	1,340,370
	92	4,157,190
	13	256,640
	12	67,748
	16	391,694
	211	\$9,011,843.95

COM	ISSUED	VALUATION
	4	1,726,204
	2	274,620
	2	1,882,000
	1	878,122
	3	730,000
	29	7,529,254
	2	504,195
	3	456,808
	1	1,000
	4	1,878,868
	32	4,767,226
	18	572,705
	1	500
	3	58,000
	32	8,174,044
	137	\$29,433,544.81

YEARLY TOTAL	
ISSUED	VALUATION
922	\$142,094,161.32



YEAR TO DATE

**BLDG PERMITS
 VALUATION**

in thousands

December

**Comparing
 2016 to 2017**

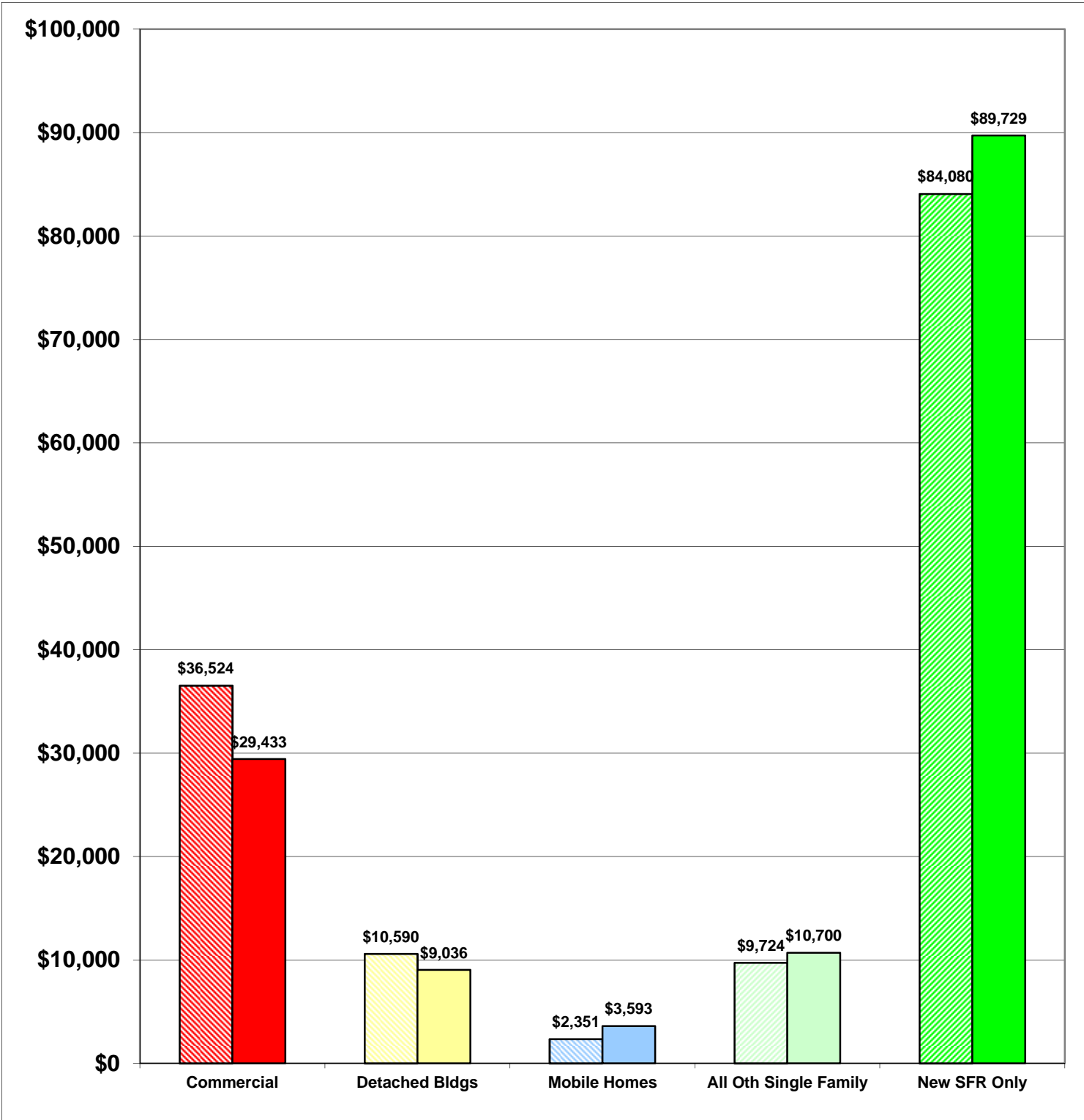
**2016 \$143,269
 2017 \$142,491**

-1%

Total Increase

Stripe = 2016 Solid = 2017

Year to Date Valuation Report
 December-17





BLDG PERMITS ISSUED

December

Comparing
2016 to 2017

Dec-16 74

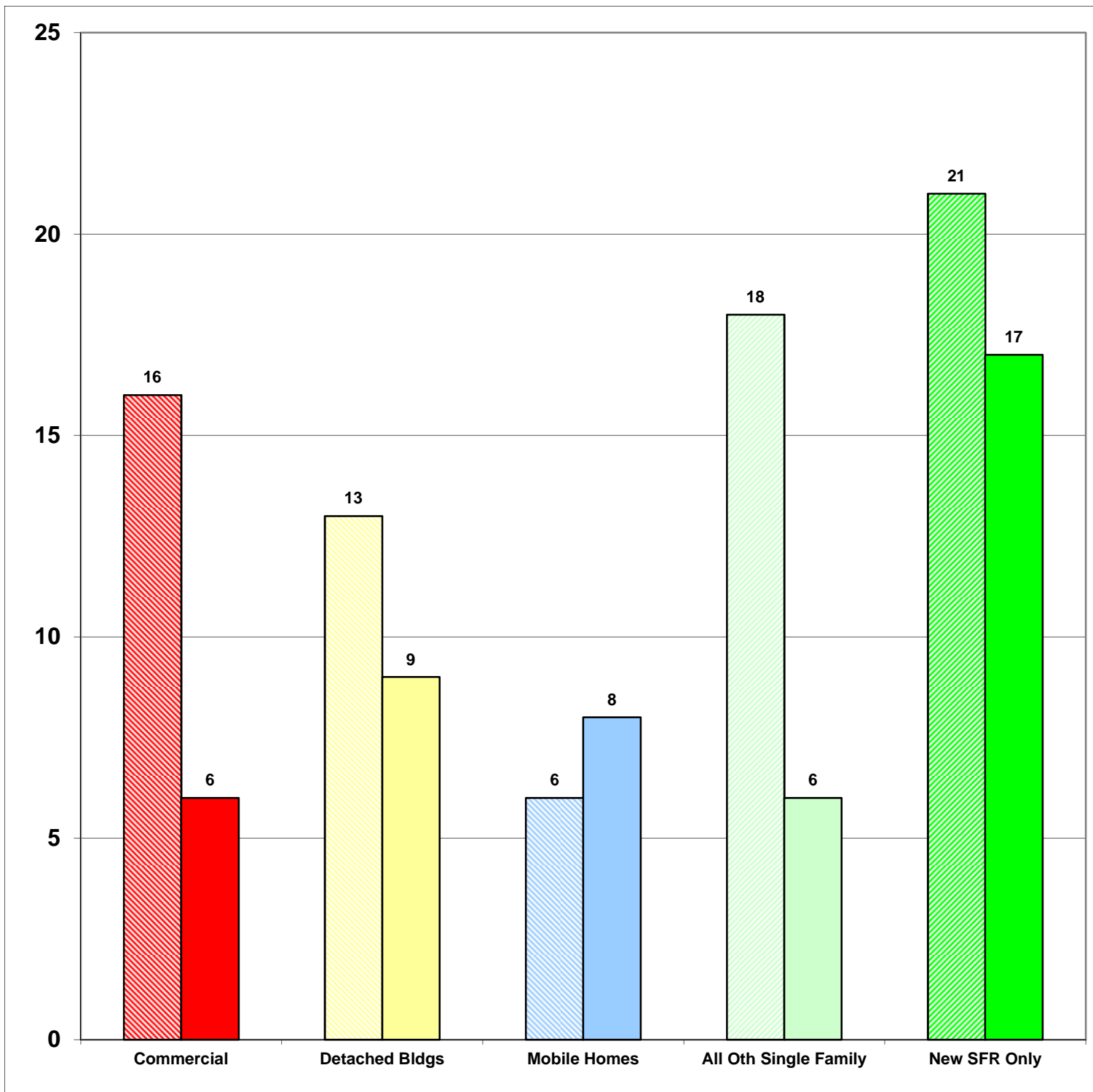
Dec-17 46

-38%

Total Increase

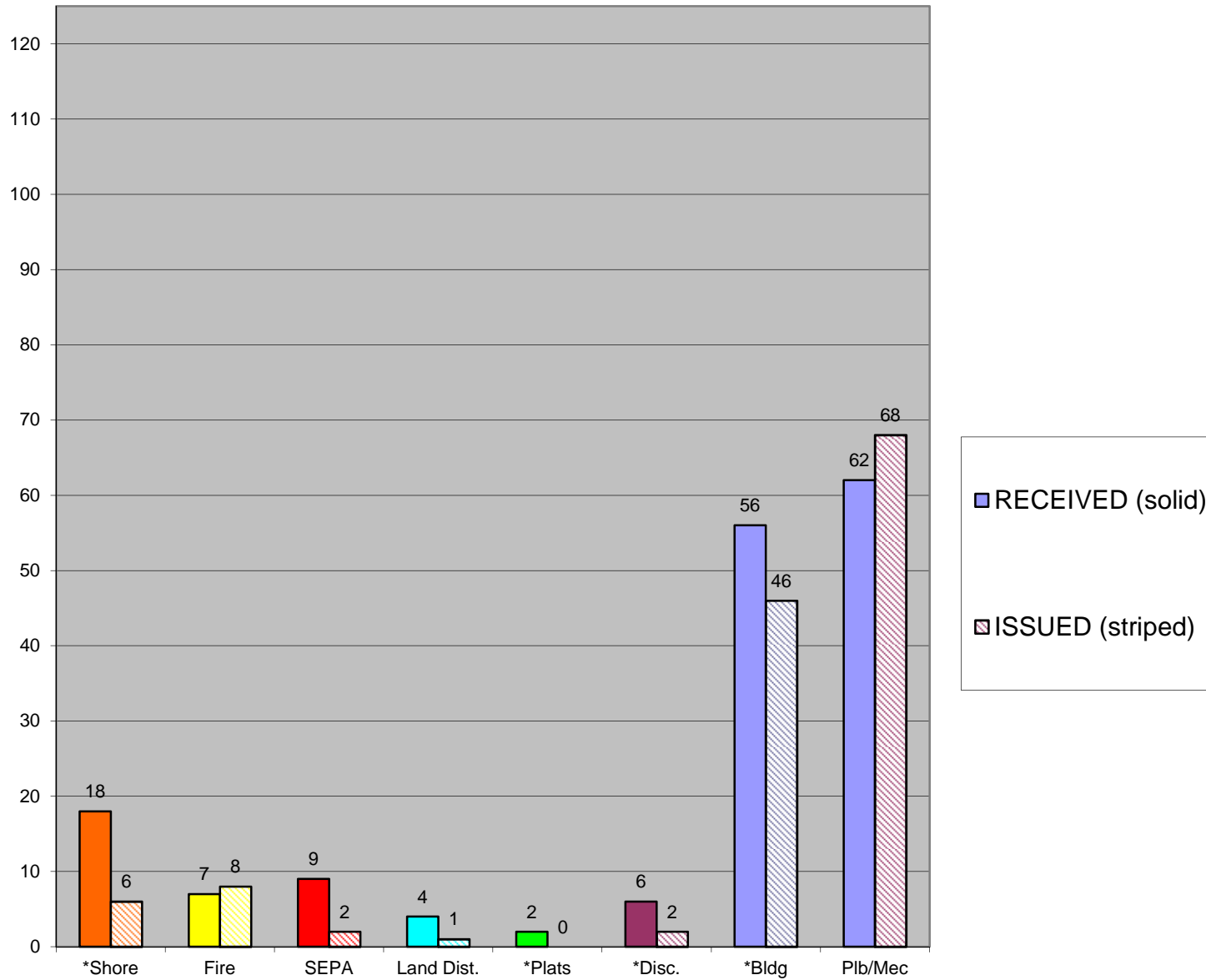
Stripe = 2016 Solid = 2017

Monthly Report
December-17





**CASES
 RECEIVED
 and
 ISSUED
 2017
 December**



Stripe = Issued
 Solid = Received

Monthly Permit Report
 December-17

*Shore = SHC, SHR, SHV, SHX
 *Plats = LSS, SSS, BSP, PUD, MDP
 *Disc = ADM, APL, CUP, NON, VAR
 *Bldg = COM, DET, MOB, SFR



YEAR TO DATE

**BLDG PERMITS
ISSUED**

JAN - DEC

**Comparing
2016 to 2017**

2016 806

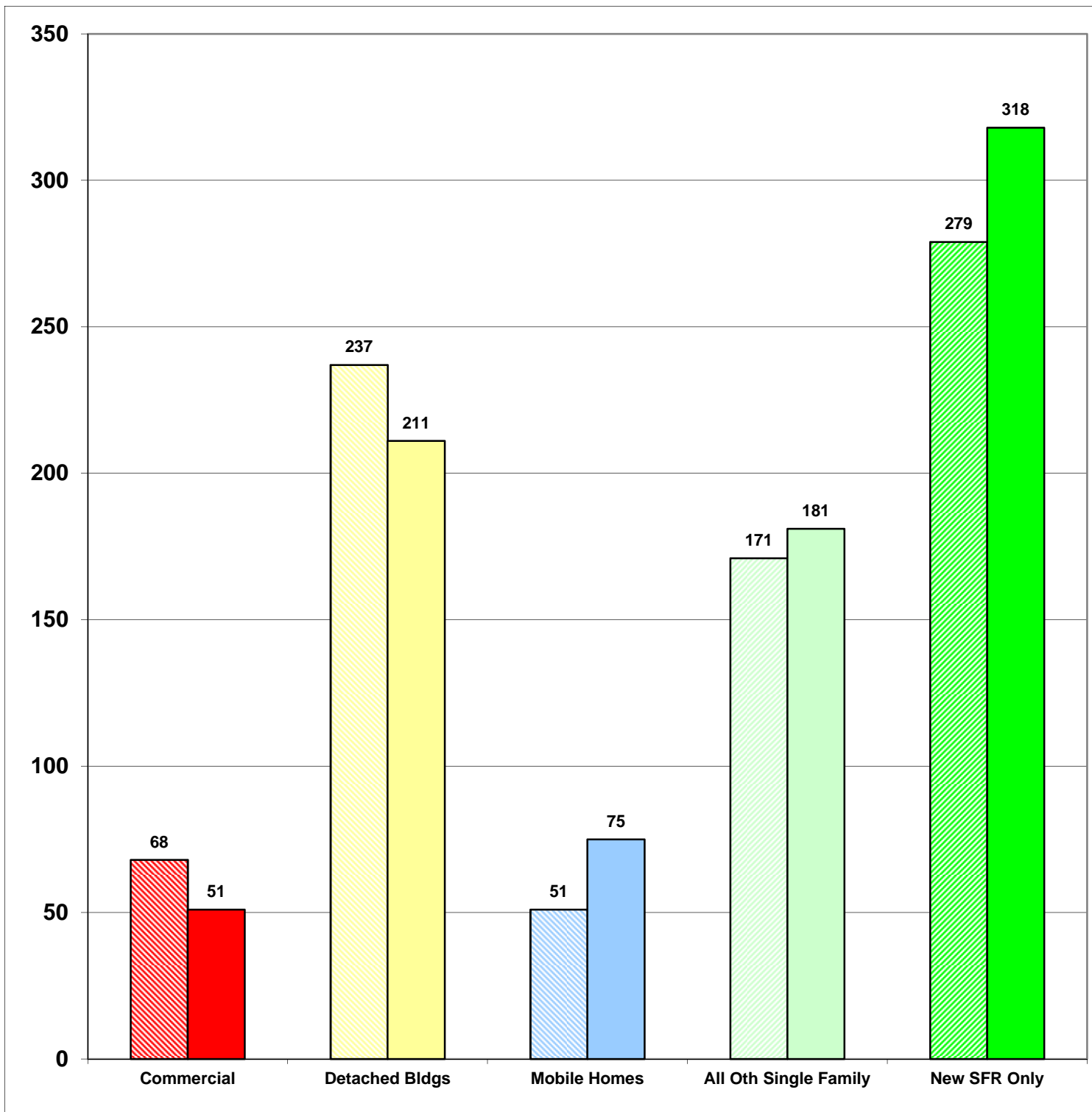
2017 836

4%

Total Increase

Stripe = 2016 Solid = 2017

**Year to Date Report
December-17**





YEAR TO DATE

**BLDG PERMITS
APPLIED FOR**

JAN - DEC

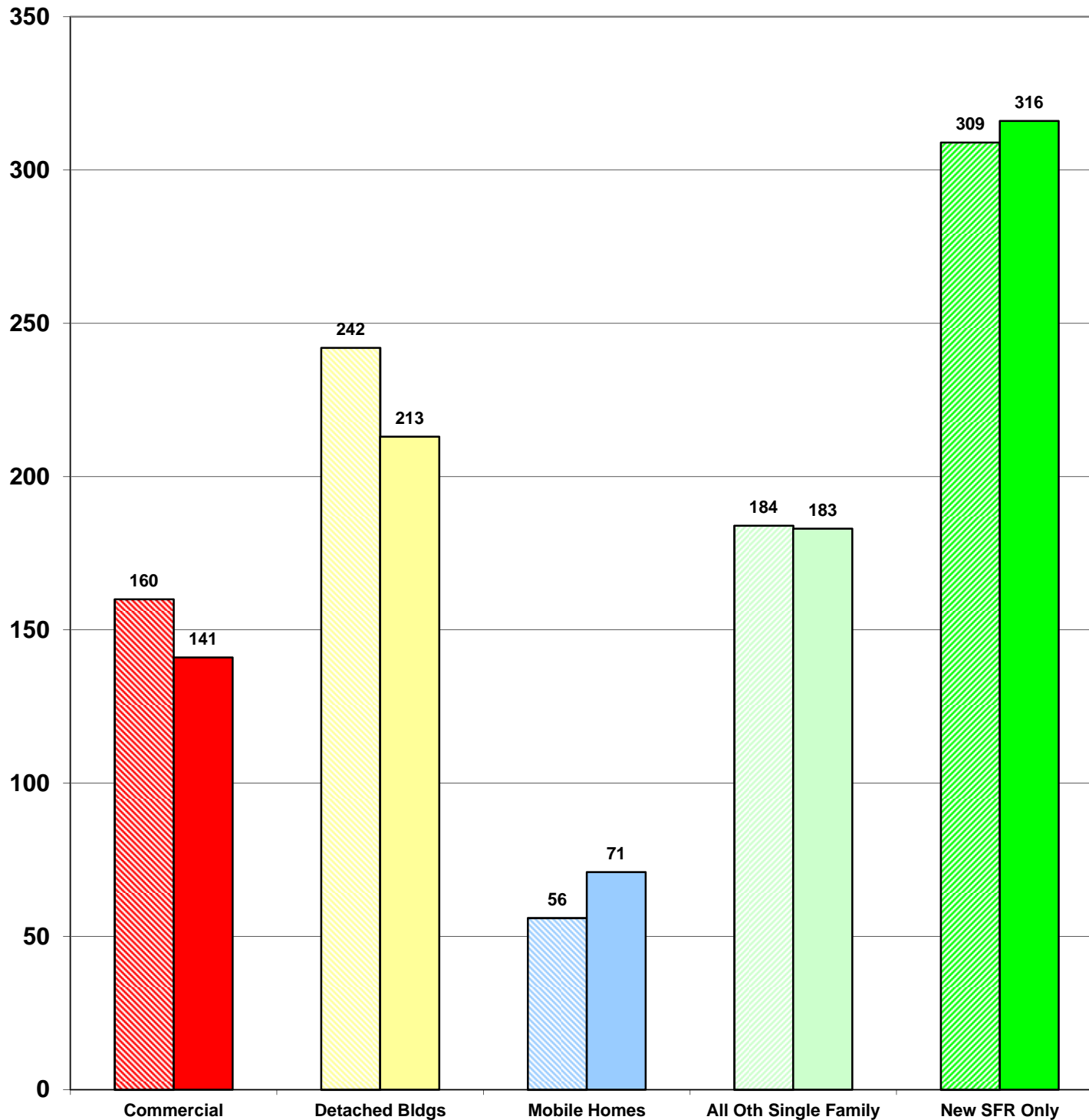
**Comparing
2016 to 2017**

**2016 951
2017 924**

**-3%
Total Increase**

Stripe = 2016 Solid = 2017

**Year to Date Report
December-17**





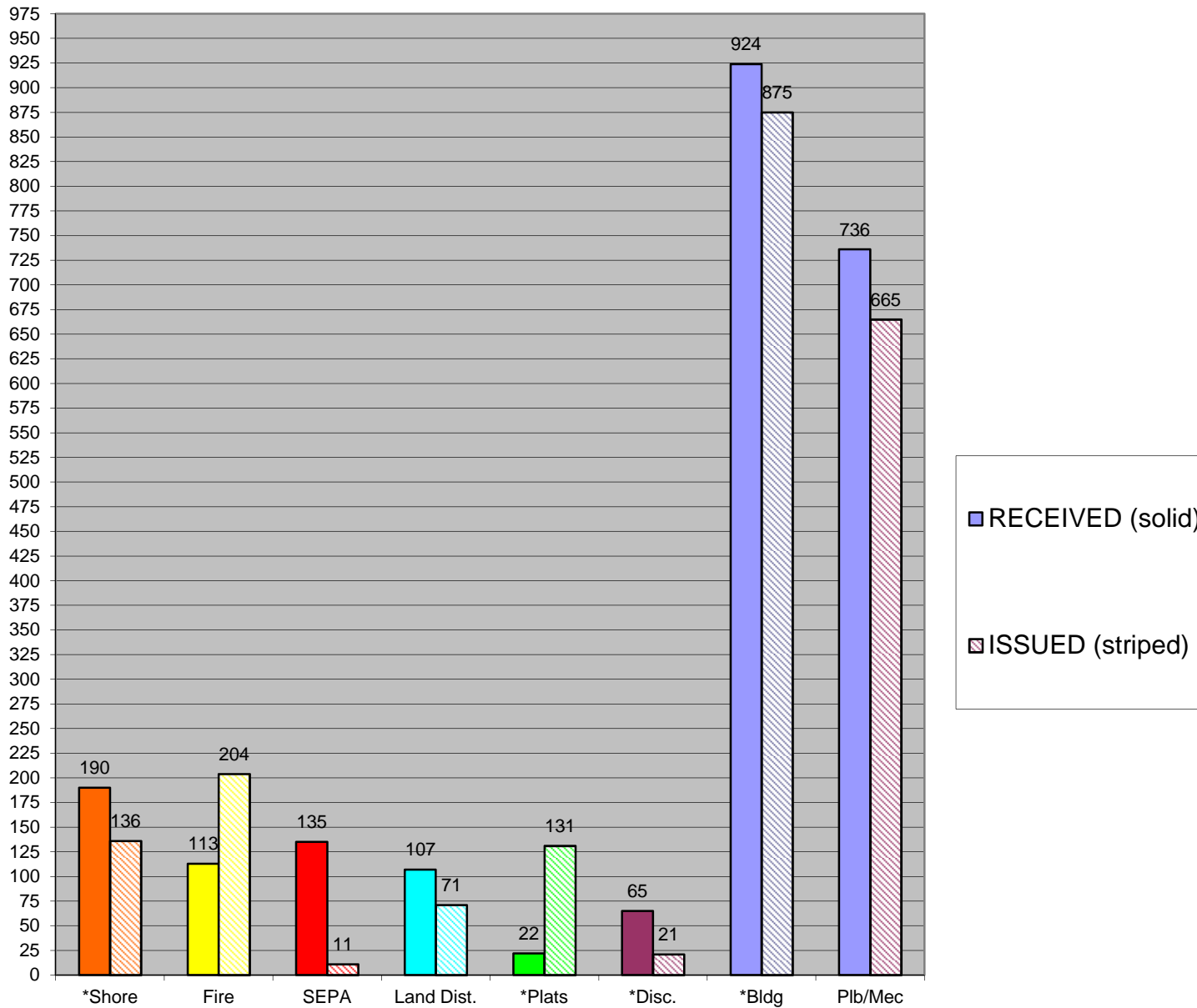
YEAR TO DATE

**CASES
RECEIVED
and
ISSUED**

JAN - DEC

Stripe = Issued
Solid = Received

Year to Date Report
December-17



*Shore = SHC, SHR, SHV, SHX

*Plats = LSS, SSS, BSP, PUD, MDP

*Disc = ADM, APL, CUP, NON, VAR

*Bldg = COM, DET, MOB, SFR