

Permit Activity, January 18

WHATCOM COUNTY PLANNING & DEVELOPMENT
2018 January



CURRENT MONTH		
SINGLE FAMILY RESIDENCES	ISSUED	VALUATION
NEW - RESIDENTIAL	28	7,694,502
NEW - DUPLEX		
ADDITION/REMODEL	6	424,103
CONVERT TO LIVING	1	18,000
DEMOLITION (SINGLE FAMILY)	3	-
MOVE TO SITE		
REPLACE/REPAIR	1	12,700
RE-ROOF / SIDE ONLY		
TOTAL	39	\$8,149,305.40

YEAR TO DATE	
ISSUED	VALUATION
28	7,694,502
6	424,103
1	18,000
3	-
1	12,700
39	\$8,149,305.40

MOBILE HOMES	ISSUED	VALUATION
NEW - MOBILE HOME	2	49,166
ADDITION TO MOB		
CONVERT TO STORAGE		
REPLACEMENT		
TEMP MOBILE		
TOTAL	2	\$49,166.00

ISSUED	VALUATION
2	49,166
2	\$49,166.00

DETACHED BUILDINGS	ISSUED	VALUATION
NEW - AG BARN / STORAGE		
NEW - GARAGE	4	226,403
NEW - OTHER TYPE BLDG		
NEW - OTHER TYPE STRUCTURES	2	46,332
NEW - STORAGE	6	207,873
ADDITION / REMODEL	1	11,138
CONVERT TO OTHER		
DEMOLITION (DETACHED)		
MOVE TO SITE		
REPLACE / REPAIR	2	33,842
RE-ROOF ONLY		
TOTAL	15	\$525,588.10

ISSUED	VALUATION
4	226,403
2	46,332
6	207,873
1	11,138
2	33,842
15	\$525,588.10

COMMERCIAL	ISSUED	VALUATION
NEW - 3 - 4 UNIT APARTMENTS	3	1,552,241
NEW - 5 + UNIT APARTMENTS		
NEW - AIRPORT FACILITIES		
NEW - AMUSEMENT, SOCIAL, REC		
NEW - CHURCHES & OTH RELIGIOUS		
NEW - FIRE STATIONS / MEDIC ONE		
NEW - HOSPITALS / INSTITUTIONAL		
NEW - HOTEL / MOTEL / TOUR. CAB		
NEW - INDUSTRIAL		
NEW - MIXED USE		
NEW - OFFICE, BANKS, PROF		
NEW - OTHER PORTABLES		
NEW - OTHER TYPE BLDGS		
NEW - OTHER TYPE STRUCTURES	1	2,000
NEW - PORTABLE CLASSROOM		
NEW - PUBLIC WORKS & UTILITY		
NEW - SCHOOLS & OTHER ED		
NEW - STORAGE BLDGS	1	500
NEW - STORES & CUSTOMER SERV		
NEW - WAREHOUSE	1	900,000
ADDITION / REMODEL	2	50,000
CHANGE OF USE / TEN IMPROV / OCC	1	19,000
CONVERT		
DEMOLITION (COMMERCIAL)		
MOVE TO SITE		
REPLACE / REPAIR	1	195,000
RE-ROOF ONLY		
TOTAL	10	\$2,718,741.40

ISSUED	VALUATION
3	1,552,241
1	2,000
1	500
1	900,000
2	50,000
1	19,000
1	195,000
10	\$2,718,741.40

MONTHLY TOTAL	
ISSUED	VALUATION
66	\$11,442,800.90

YEARLY TOTAL	
ISSUED	VALUATION
66	\$11,442,800.90



YEAR TO DATE

**BLDG PERMITS
 VALUATION**

in thousands

January

**Comparing
 2017 to 2018**

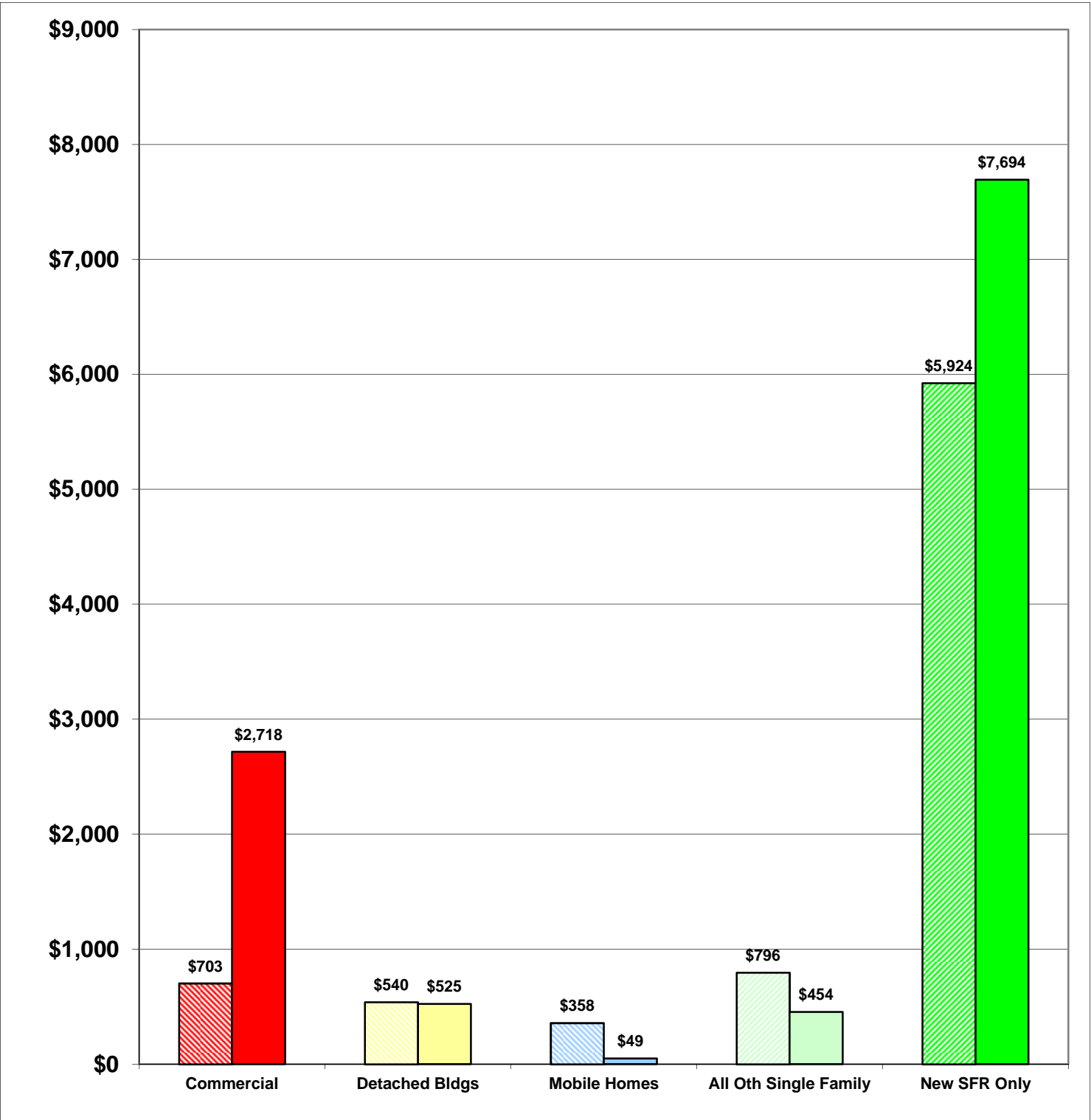
**2017 \$8,321
 2018 \$11,440**

37%

Total Increase

Stripe = 2017 Solid = 2018

Year to Date Valuation Report
 January-18





BLDG PERMITS ISSUED

January

Comparing
2017 to 2018

Jan-17 66

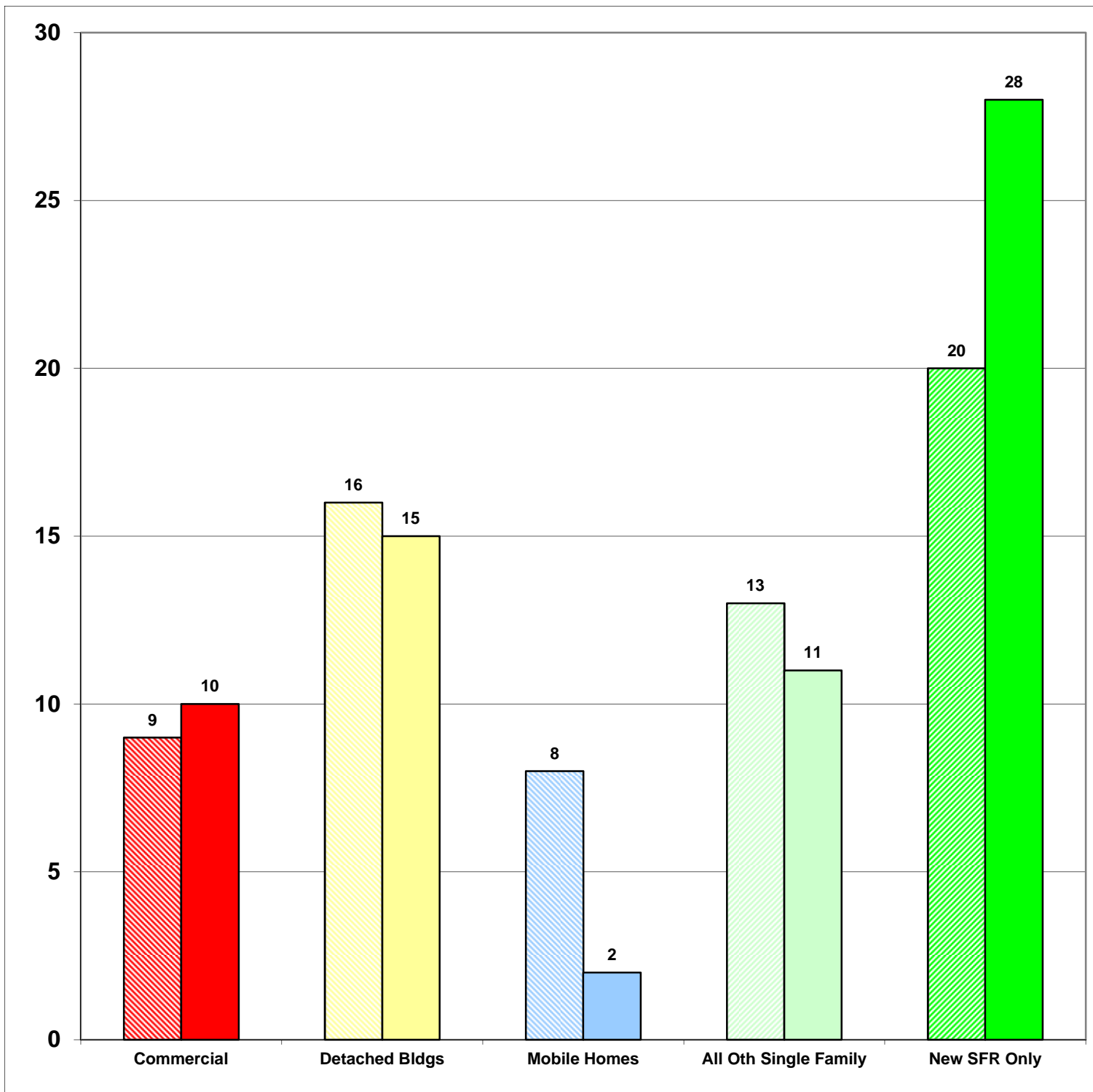
Jan-18 66

0%

Total Increase

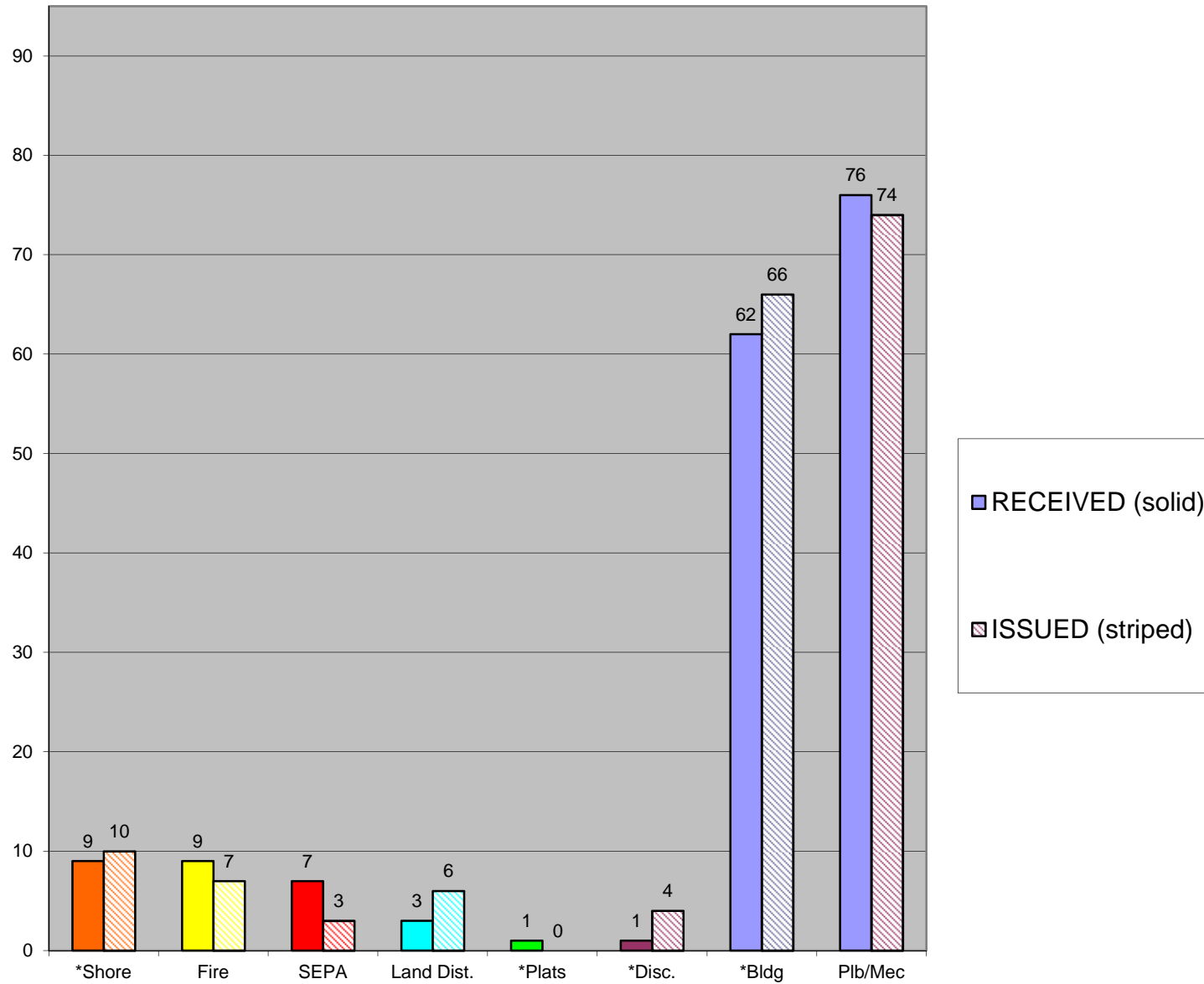
Stripe = 2017 Solid = 2018

Monthly Report
January-18





**CASES
 RECEIVED
 and
 ISSUED
 2018
 January**



Stripe = Issued
 Solid = Received

Monthly Permit Report
 January-18

- *Shore = SHC, SHR, SHV, SHX
- *Plats = LSS, SSS, BSP, PUD, MDP
- *Disc = ADM, APL, CUP, NON, VAR
- *Bldg = COM, DET, MOB, SFR



YEAR TO DATE

**BLDG PERMITS
ISSUED**

JAN - DEC

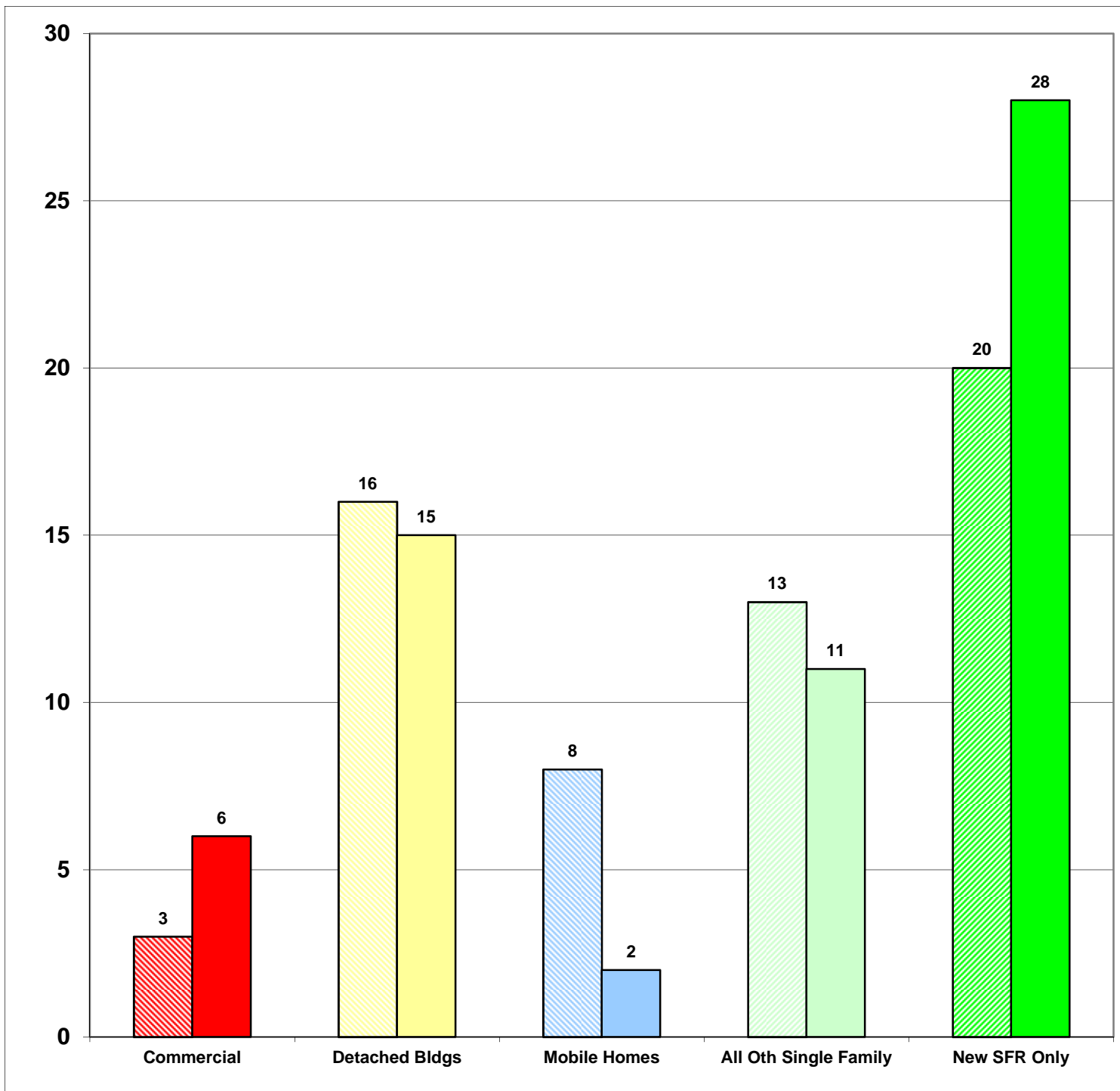
**Comparing
2017 to 2018**

**2017 60
2018 62**

**3%
Total Increase**

Stripe = 2017 Solid = 2018

Year to Date Report
January-18





YEAR TO DATE

**BLDG PERMITS
APPLIED FOR**

JAN - DEC

**Comparing
2017 to 2018**

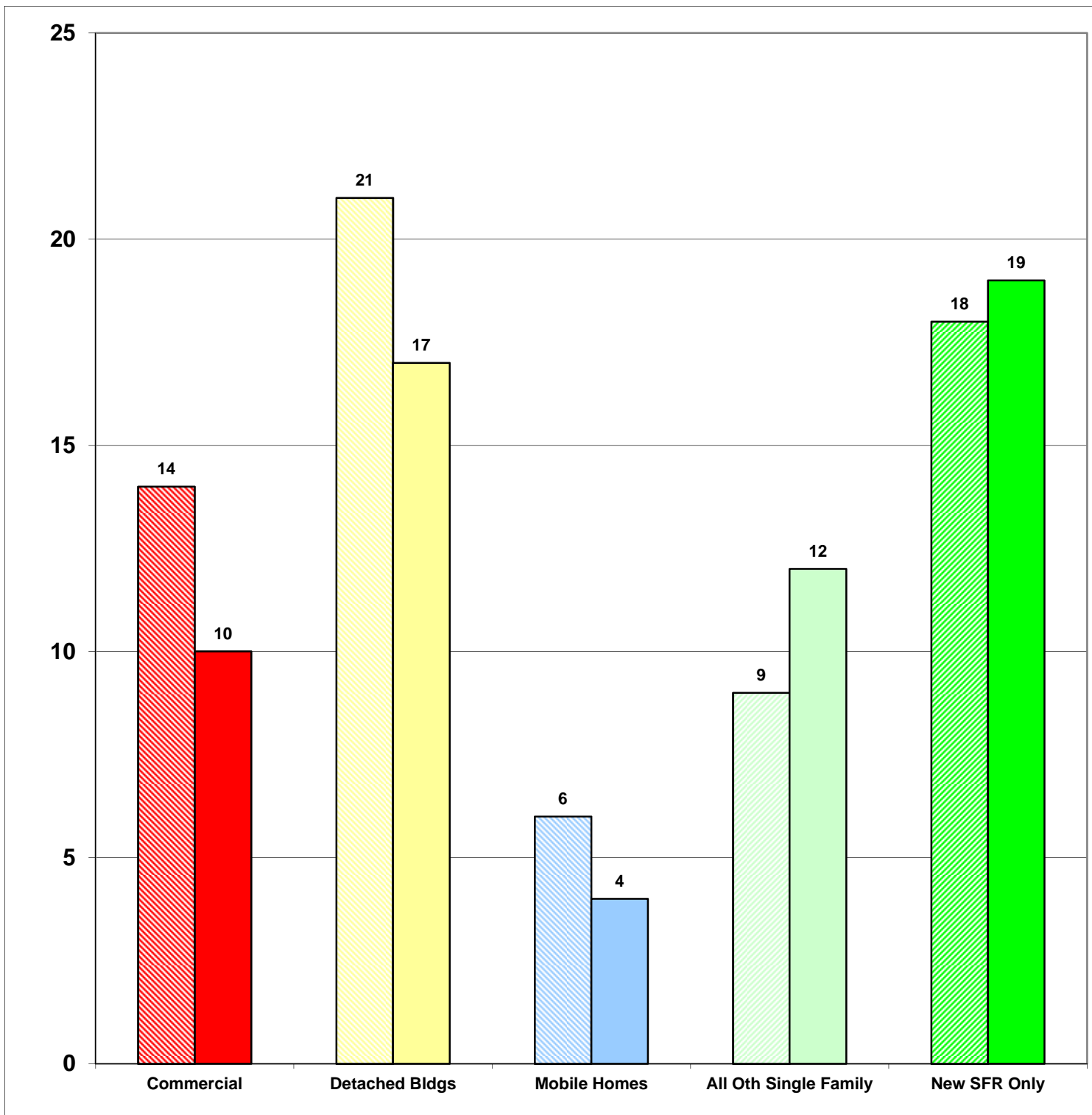
2017	68
2018	62

-9%

Total Increase

Stripe = 2017 Solid = 2018

Year to Date Report
January-18





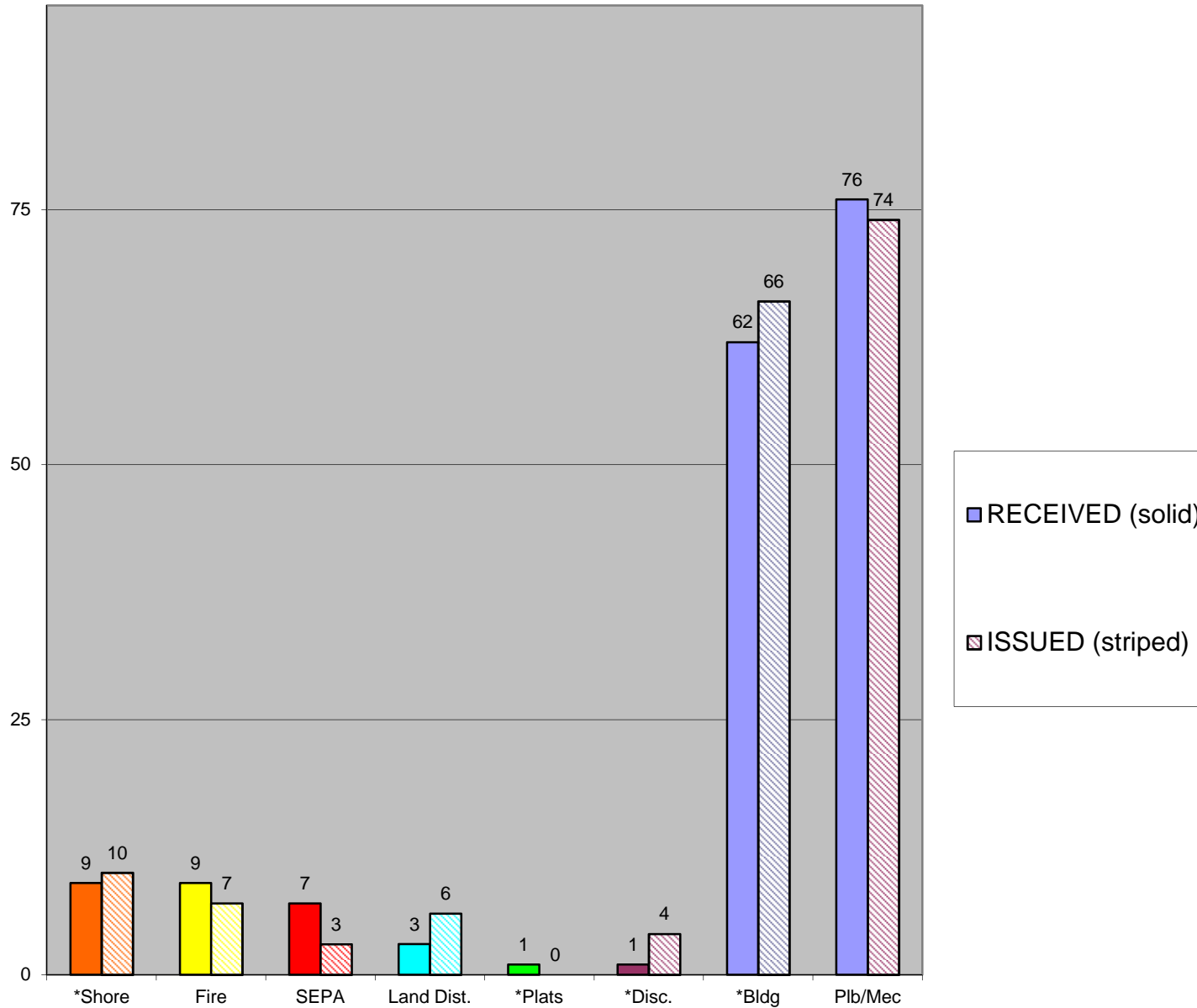
YEAR TO DATE

**CASES
RECEIVED
and
ISSUED**

JAN - DEC

Stripe = Issued
Solid = Received

Year to Date Report
January-18



*Shore = SHC, SHR, SHV, SHX

*Plats = LSS, SSS, BSP, PUD, MDP

*Disc = ADM, APL, CUP, NON, VAR

*Bldg = COM, DET, MOB, SFR