

Permit Activity, February 18

WHATCOM COUNTY PLANNING & DEVELOPMENT
2018 February



CURRENT MONTH		
SINGLE FAMILY RESIDENCES	ISSUED	VALUATION
NEW - RESIDENTIAL	20	6,243,210
NEW - DUPLEX	2	893,629
ADDITION/REMODEL	9	423,129
CONVERT TO LIVING	1	103,543
DEMOLITION (SINGLE FAMILY)	1	3,000
MOVE TO SITE		
REPLACE/REPAIR	2	42,500
RE-ROOF / SIDE ONLY		
TOTAL	35	\$7,709,010.50

MOBILE HOMES	ISSUED	VALUATION
NEW - MOBILE HOME		
ADDITION TO MOB		
CONVERT TO STORAGE		
REPLACEMENT/DEMO	4	44,712
TEMP MOBILE		
TOTAL	4	\$44,712.00

DETACHED BUILDINGS	ISSUED	VALUATION
NEW - AG BARN / STORAGE	4	527,040
NEW - GARAGE	2	97,460
NEW - OTHER TYPE BLDG		
NEW - OTHER TYPE STRUCTURES	1	22,828
NEW - STORAGE	4	168,007
ADDITION / REMODEL	3	36,050
CONVERT TO OTHER		
DEMOLITION (DETACHED)	1	3,000
MOVE TO SITE		
REPLACE / REPAIR	3	29,370
RE-ROOF ONLY		
TOTAL	18	\$883,754.67

COMMERCIAL	ISSUED	VALUATION
NEW - 3 - 4 UNIT APARTMENTS		
NEW - 5 + UNIT APARTMENTS		
NEW - AIRPORT FACILITIES		
NEW - AMUSEMENT, SOCIAL, REC		
NEW - CHURCHES & OTH RELIGIOUS		
NEW - FIRE STATIONS / MEDIC ONE		
NEW - HOSPITALS / INSTITUTIONAL		
NEW - HOTEL / MOTEL / TOUR. CAB		
NEW - INDUSTRIAL		
NEW - MIXED USE		
NEW - OFFICE, BANKS, PROF		
NEW - OTHER PORTABLES		
NEW - OTHER TYPE BLDGS		
NEW - OTHER TYPE STRUCTURES	2	37,750
NEW - PORTABLE CLASSROOM		
NEW - PUBLIC WORKS & UTILITY		
NEW - SCHOOLS & OTHER ED		
NEW - STORAGE BLDGS		
NEW - STORES & CUSTOMER SERV		
NEW - WAREHOUSE		
ADDITION / REMODEL	2	39,000
CHANGE OF USE / TEN IMPROV / OCC	1	15,000
CONVERT		
DEMOLITION (COMMERCIAL)	1	130,000
MOVE TO SITE		
REPLACE / REPAIR	6	4,086,601
RE-ROOF ONLY		
TOTAL	12	\$4,308,351.00

MONTHLY TOTAL	
ISSUED	VALUATION
69	\$12,945,828.17

YEAR TO DATE	
ISSUED	VALUATION
58	13,937,712
2	893,629
15	847,232
2	103,543
4	21,000
3	55,200
84	\$15,858,315.90

ISSUED	VALUATION
2	49,166
4	80,424
6	\$129,590.00

ISSUED	VALUATION
6	527,040
6	323,863
3	69,160
10	375,880
4	47,188
1	3,000
5	63,212
35	\$1,409,342.77

ISSUED	VALUATION
3	1,552,241
3	39,750
1	500
1	900,000
4	89,000
2	34,000
1	130,000
7	4,281,601
22	\$7,027,092.40

YEARLY TOTAL	
ISSUED	VALUATION
147	\$24,424,341.07



YEAR TO DATE

**BLDG PERMITS
 VALUATION**

in thousands

February

**Comparing
 2017 to 2018**

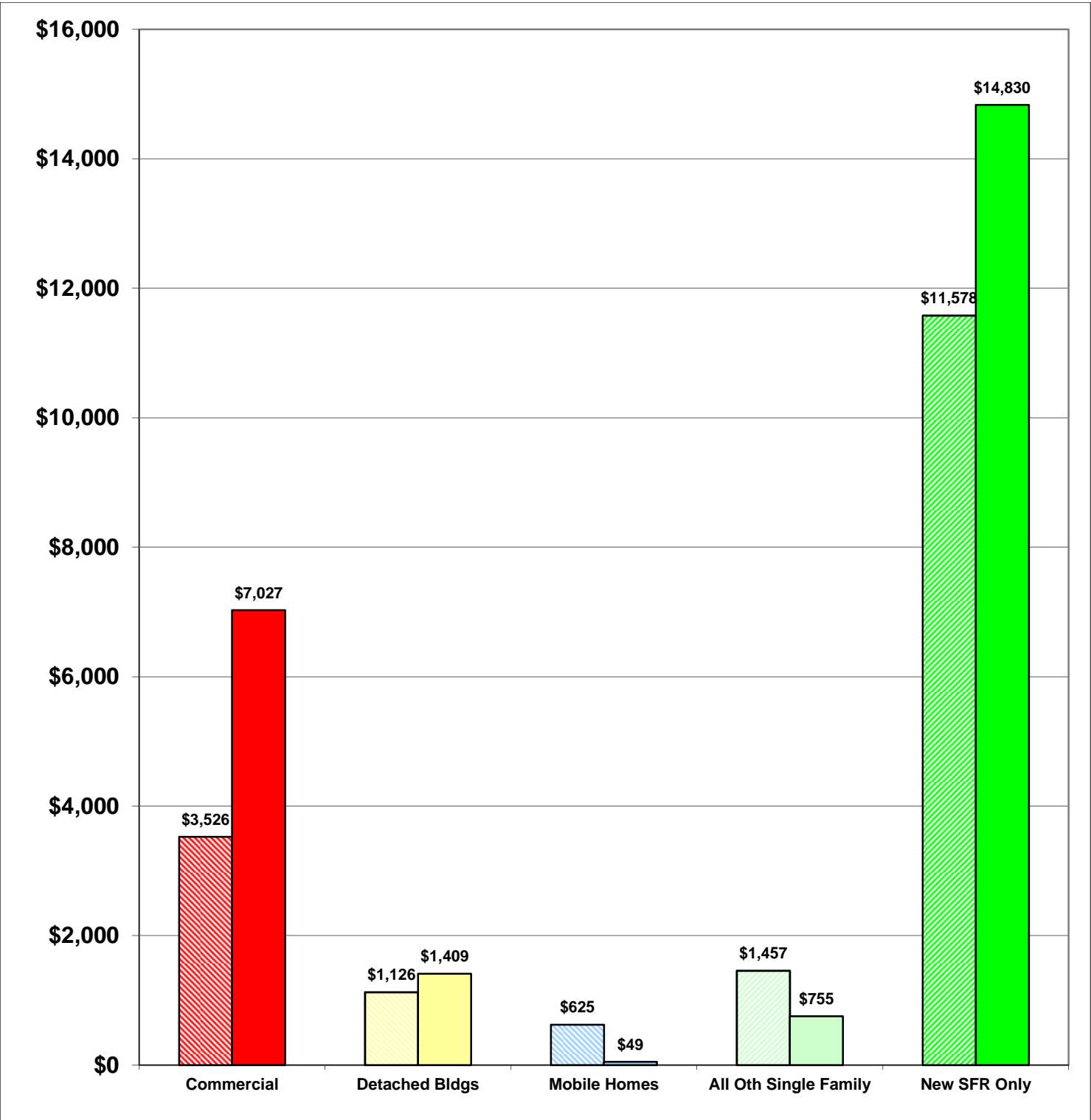
**2017 \$18,312
 2018 \$24,070**

31%

Total Increase

Stripe = 2017 Solid = 2018

Year to Date Valuation Report
 February-18





BLDG PERMITS ISSUED

February

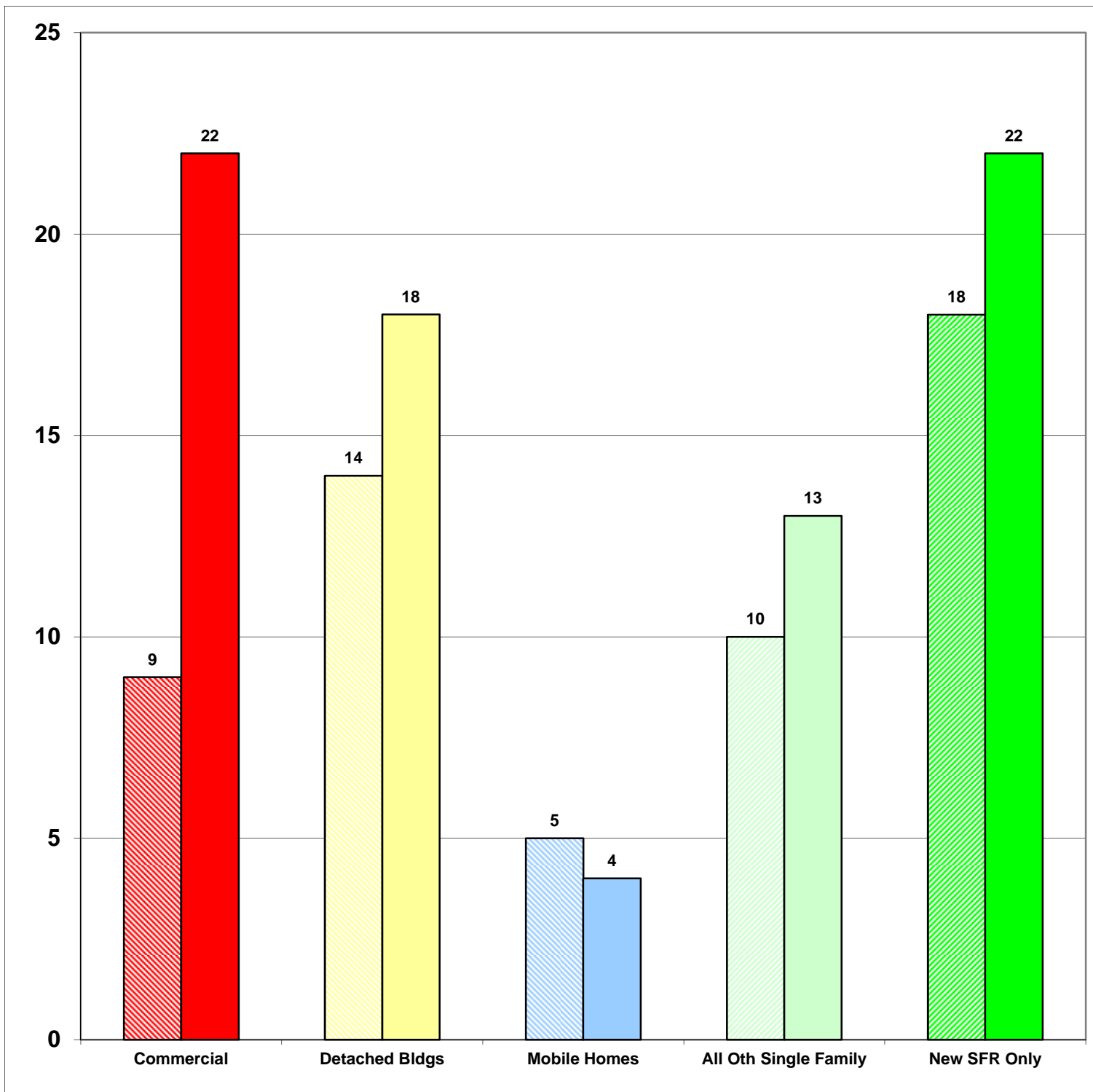
Comparing
2017 to 2018

Feb-17	56
Feb-18	79

41%
Total Increase

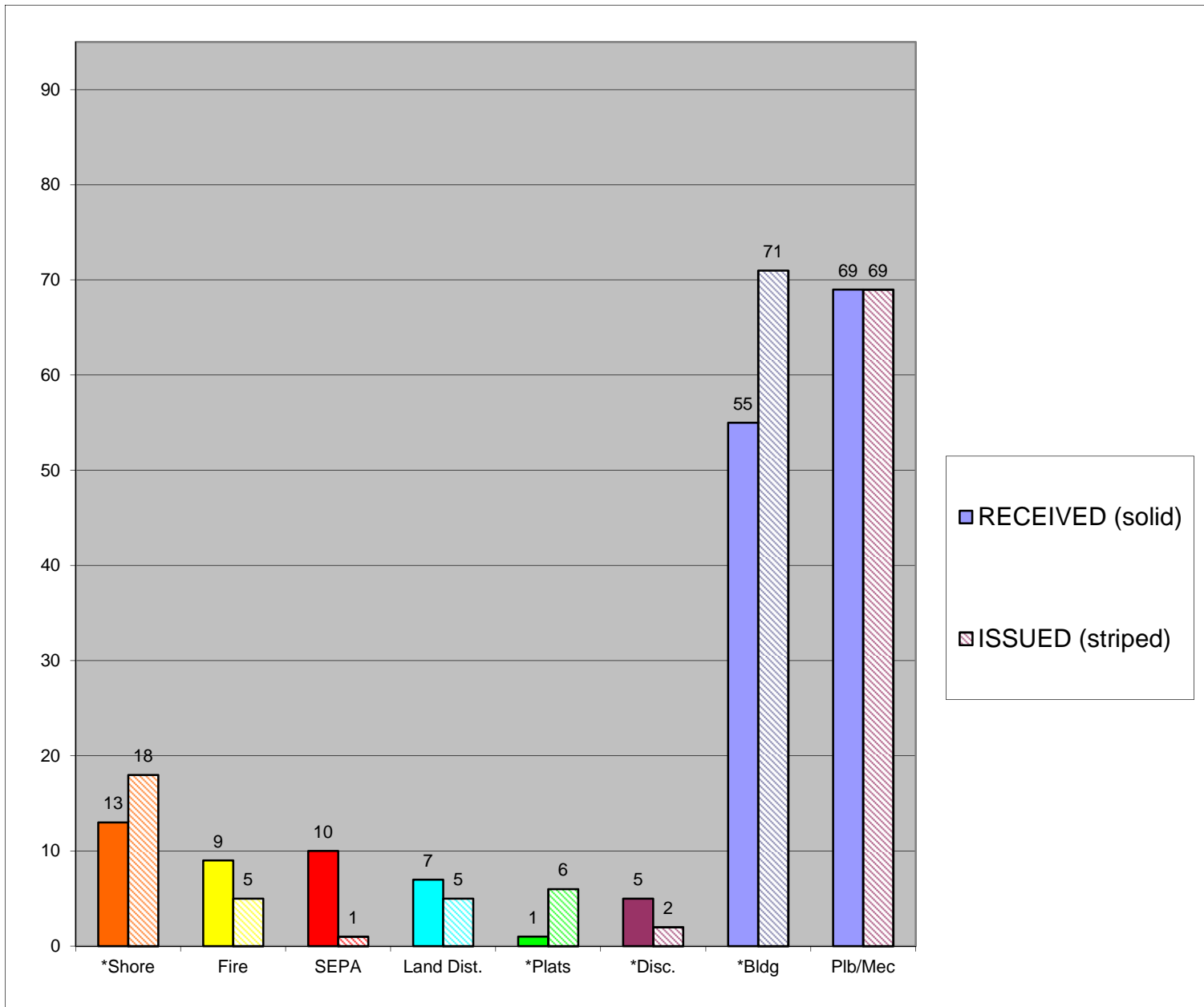
Stripe = 2017 Solid = 2018

Monthly Report
February-18





**CASES
 RECEIVED
 and
 ISSUED
 2018
 February**



Stripe = Issued
 Solid = Received

Monthly Permit Report
 February-18

- *Shore = SHC, SHR, SHV, SHX
- *Plats = LSS, SSS, BSP, PUD, MDP
- *Disc = ADM, APL, CUP, NON, VAR
- *Bldg = COM, DET, MOB, SFR



YEAR TO DATE

**BLDG PERMITS
ISSUED**

JAN - DEC

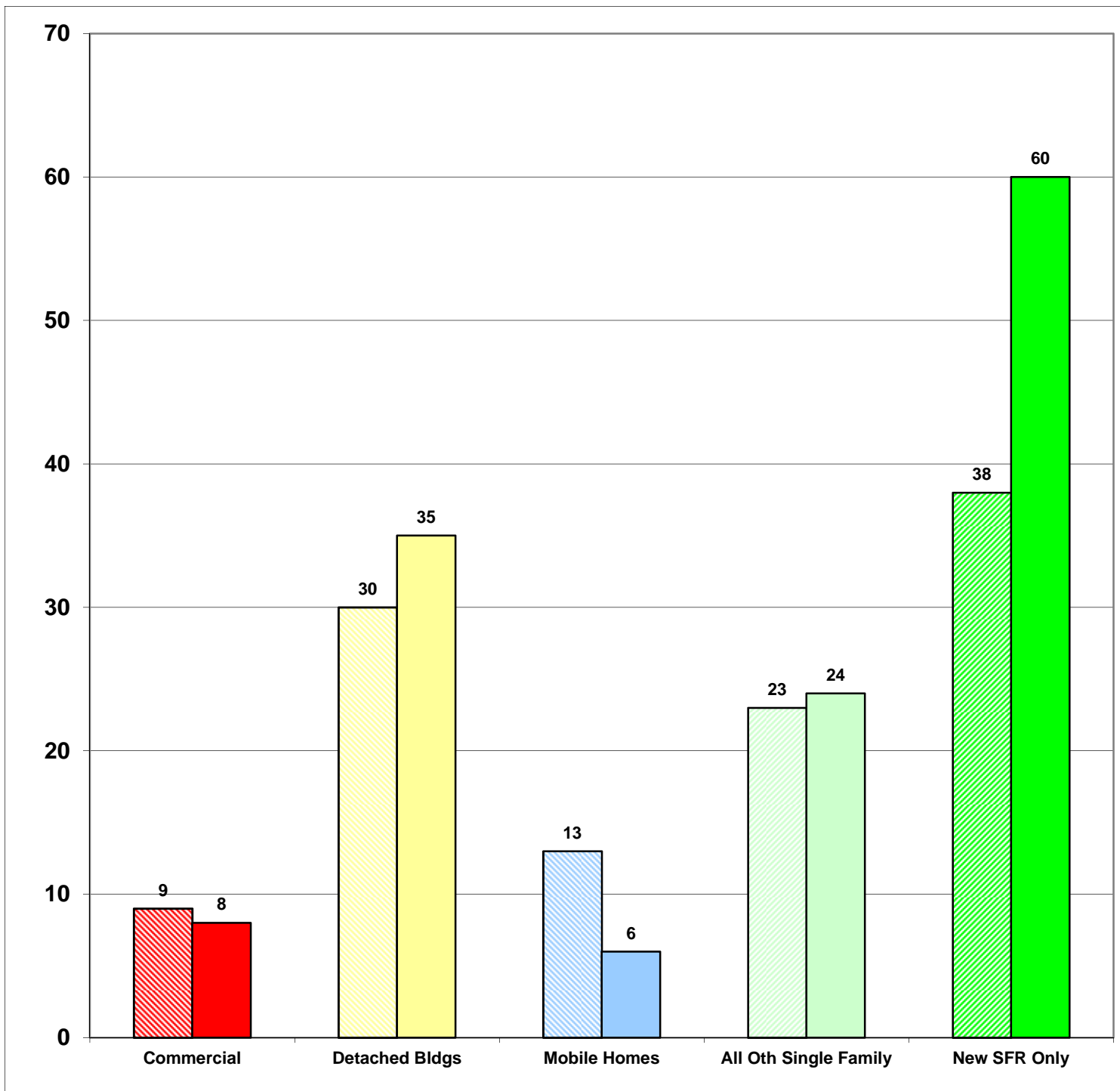
**Comparing
2017 to 2018**

**2017 113
2018 133**

**18%
Total Increase**

Stripe = 2017 Solid = 2018

**Year to Date Report
February-18**





YEAR TO DATE

**BLDG PERMITS
APPLIED FOR**

JAN - DEC

**Comparing
2017 to 2018**

2017 113

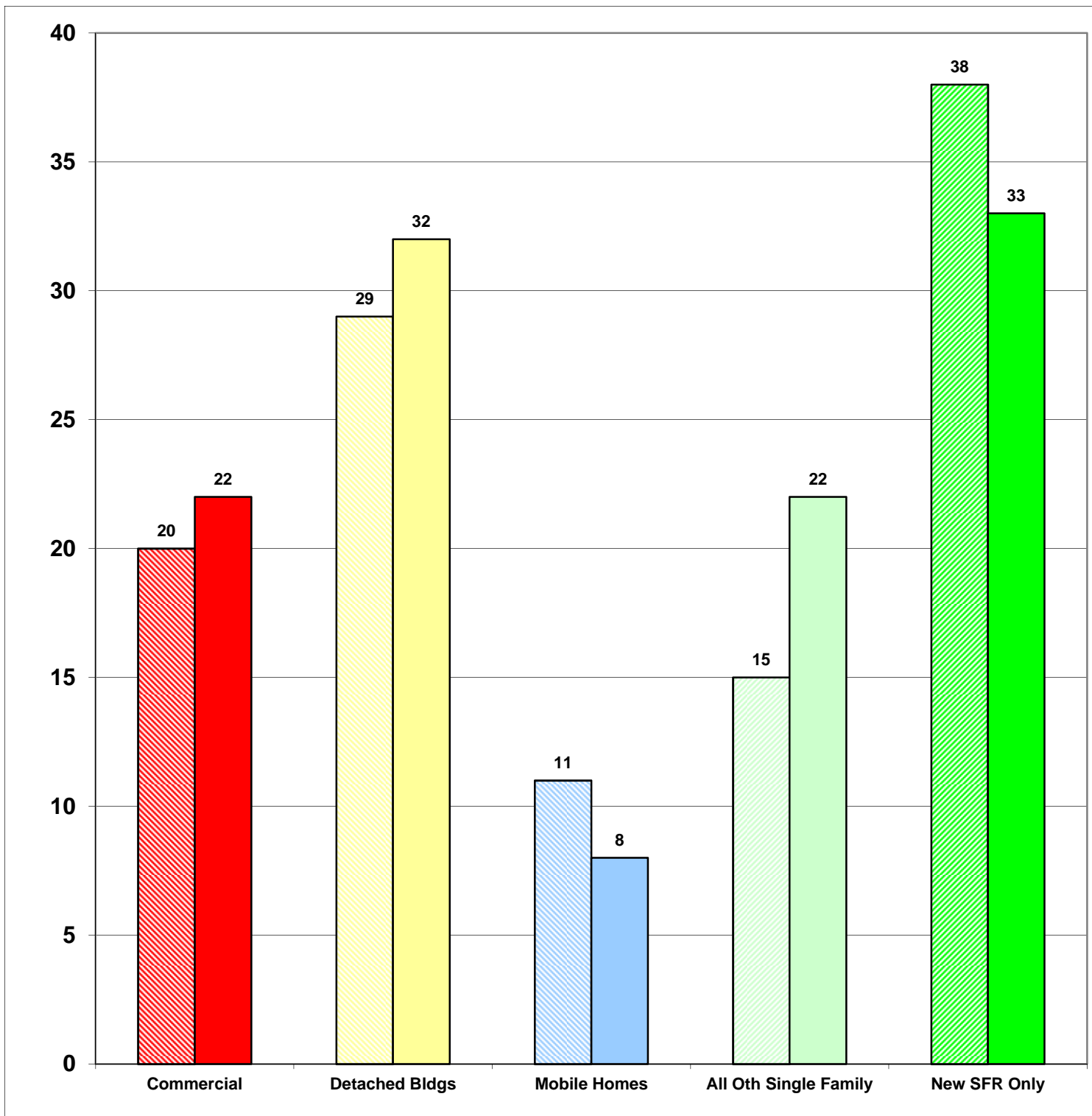
2018 117

4%

Total Increase

Stripe = 2017 Solid = 2018

**Year to Date Report
February-18**





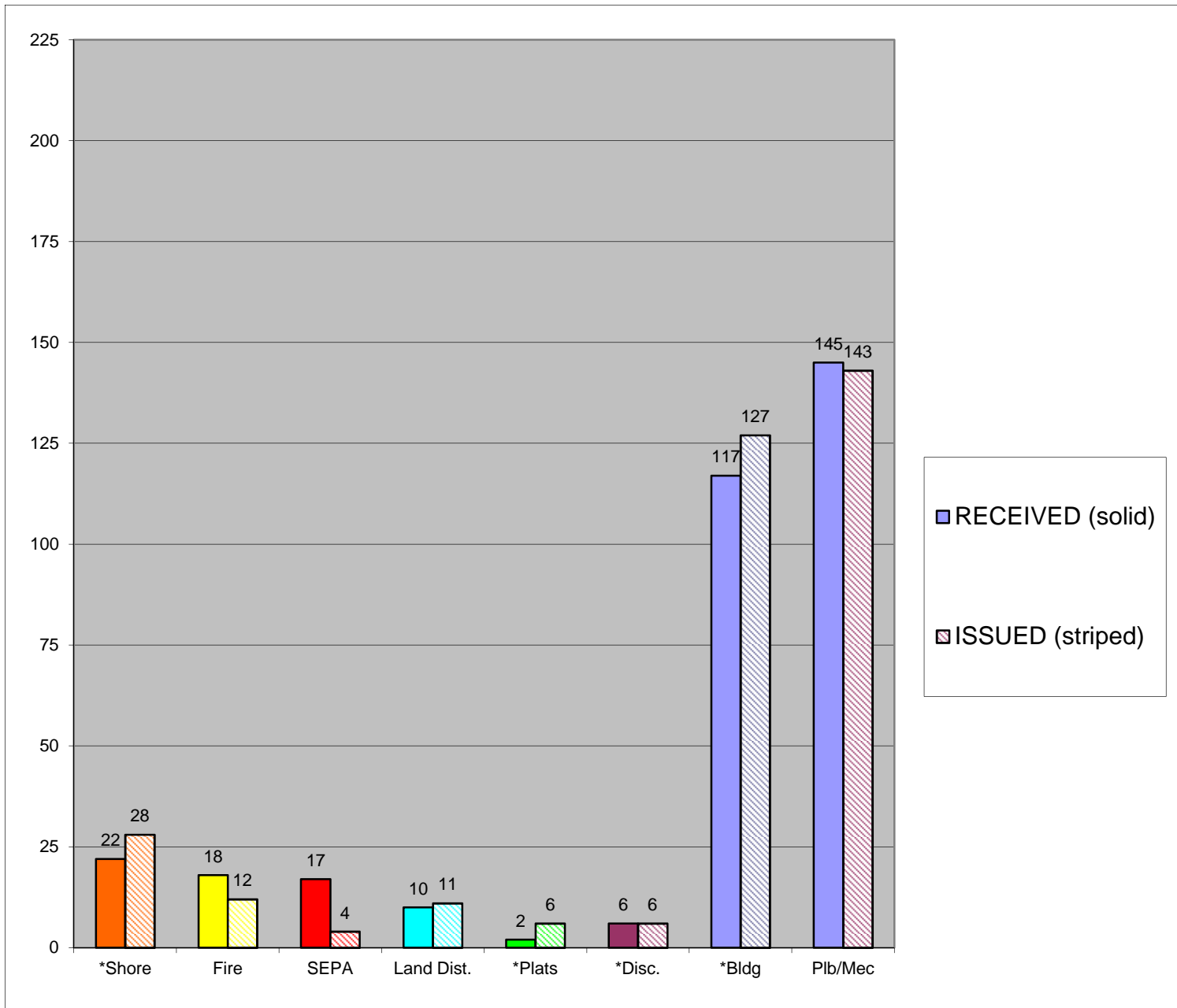
YEAR TO DATE

**CASES
 RECEIVED
 and
 ISSUED**

JAN - DEC

Stripe = Issued
Solid = Received

Year to Date Report
 February-18



*Shore = SHC, SHR, SHV, SHX
 *Plats = LSS, SSS, BSP, PUD, MDP
 *Disc = ADM, APL, CUP, NON, VAR
 *Bldg = COM, DET, MOB, SFR