

# Permit Activity, May 18

WHATCOM COUNTY PLANNING & DEVELOPMENT  
2018 May



CURRENT MONTH		
SINGLE FAMILY RESIDENCES	ISSUED	VALUATION
NEW - RESIDENTIAL	17	4,071,219
NEW - DUPLEX		
ADDITION/REMODEL	14	1,418,489
CONVERT TO LIVING		
DEMOLITION (SINGLE FAMILY)	3	11,000
MOVE TO SITE		
REPLACE/REPAIR		
RE-ROOF / SIDE ONLY		
<b>TOTAL</b>	<b>34</b>	<b>\$5,500,708.30</b>

MOBILE HOMES	ISSUED	VALUATION
NEW - MOBILE HOME	4	113,940
ADDITION TO MOB		
CONVERT TO STORAGE		
REPLACEMENT/DEMO	1	39,680
TEMP MOBILE		
<b>TOTAL</b>	<b>5</b>	<b>\$153,620.00</b>

DETACHED BUILDINGS	ISSUED	VALUATION
NEW - AG BARN / STORAGE	4	131,040
NEW - GARAGE	9	407,067
NEW - OTHER TYPE BLDG	2	40,186
NEW - OTHER TYPE STRUCTURES	2	12,660
NEW - STORAGE	1	29,160
ADDITION / REMODEL		
CONVERT TO OTHER		
DEMOLITION (DETACHED)	1	3,000
MOVE TO SITE		
REPLACE / REPAIR	1	990
RE-ROOF ONLY		
<b>TOTAL</b>	<b>20</b>	<b>\$624,103.36</b>

COMMERCIAL	ISSUED	VALUATION
NEW - 3 - 4 UNIT APARTMENTS		
NEW - 5 + UNIT APARTMENTS		
NEW - AIRPORT FACILITIES		
NEW - AMUSEMENT, SOCIAL, REC		
NEW - CHURCHES & OTH RELIGIOUS		
NEW - FIRE STATIONS / MEDIC ONE		
NEW - HOSPITALS / INSTITUTIONAL		
NEW - HOTEL / MOTEL / TOUR. CAB		
NEW - INDUSTRIAL		
NEW - MIXED USE		
NEW - OFFICE, BANKS, PROF		
NEW - OTHER PORTABLES		
NEW - OTHER TYPE BLDGS		
NEW - OTHER TYPE STRUCTURES	5	226,000
NEW - PORTABLE CLASSROOM		
NEW - PUBLIC WORKS & UTILITY		
NEW - SCHOOLS & OTHER ED		
NEW - STORAGE BLDGS		
NEW - STORES & CUSTOMER SERV		
NEW - WAREHOUSE		
ADDITION / REMODEL	3	63,010
CHANGE OF USE / TEN IMPROV / OCC	1	1,000
CONVERT		
DEMOLITION (COMMERCIAL)		
MOVE TO SITE		
REPLACE / REPAIR	5	118,850
RE-ROOF ONLY		
<b>TOTAL</b>	<b>14</b>	<b>\$408,860.00</b>

MONTHLY TOTAL	
ISSUED	VALUATION
73	\$6,687,291.66

YEAR TO DATE	
ISSUED	VALUATION
124	32,859,661
2	893,629
50	3,518,783
2	103,543
14	104,700
5	424,524
<b>197</b>	<b>\$37,904,839.20</b>

MOB	ISSUED	VALUATION
16	599,819	
10	248,034	
<b>26</b>	<b>\$847,852.60</b>	

DET	ISSUED	VALUATION
11	691,830	
20	950,568	
2	40,186	
8	259,728	
23	760,923	
7	112,033	
4	10,000	
6	64,202	
<b>81</b>	<b>\$2,889,469.94</b>	

COM	ISSUED	VALUATION
3	1,552,241	
1	231,694	
9	270,750	
2	192,884	
2	1,451,678	
10	397,010	
9	102,960	
1	130,000	
16	4,535,451	
1	9,170	
<b>54</b>	<b>\$8,873,838.80</b>	

YEARLY TOTAL	
ISSUED	VALUATION
358	\$50,516,000.54



**YEAR TO DATE**

**BLDG PERMITS  
VALUATION**

in thousands

**May**

**Comparing  
2017 to 2018**

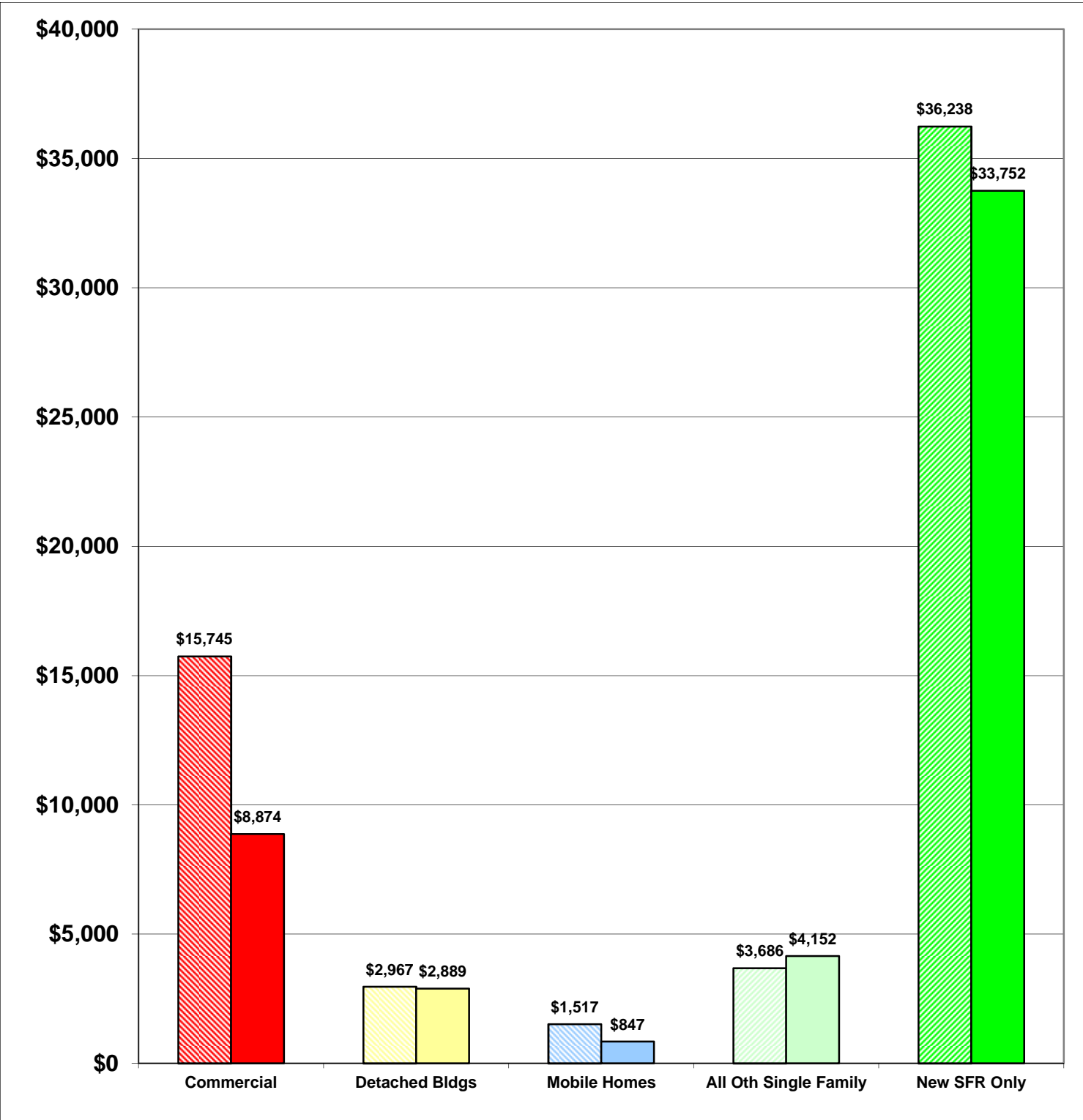
**2017     \$60,153  
2018     \$50,514**

**-16%**

**Total Increase**

**Stripe = 2017    Solid = 2018**

Year to Date Valuation Report  
May-18





## BLDG PERMITS ISSUED

May

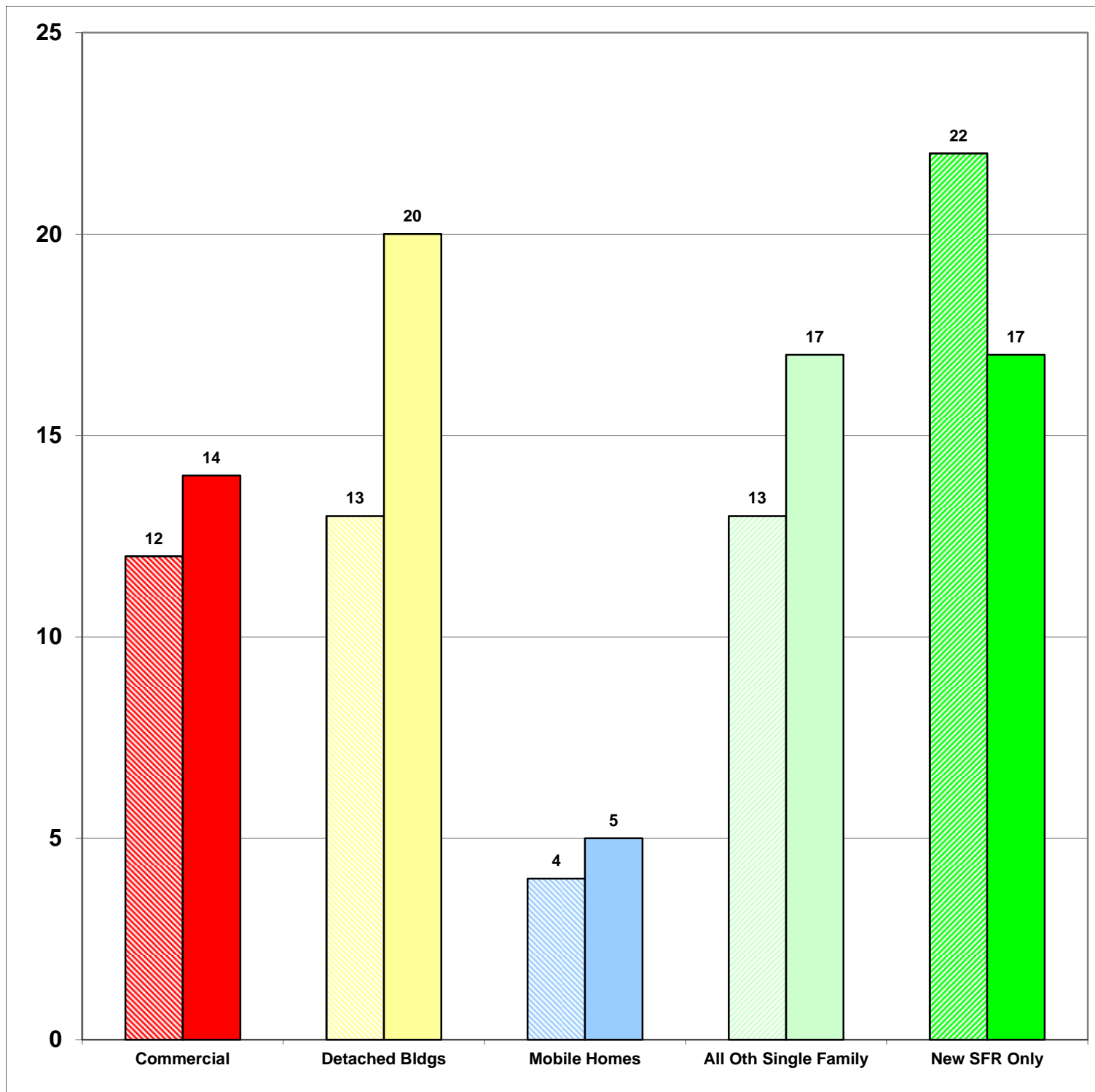
Comparing  
2017 to 2018

May-17    64  
May-18    73

14%  
Total Increase

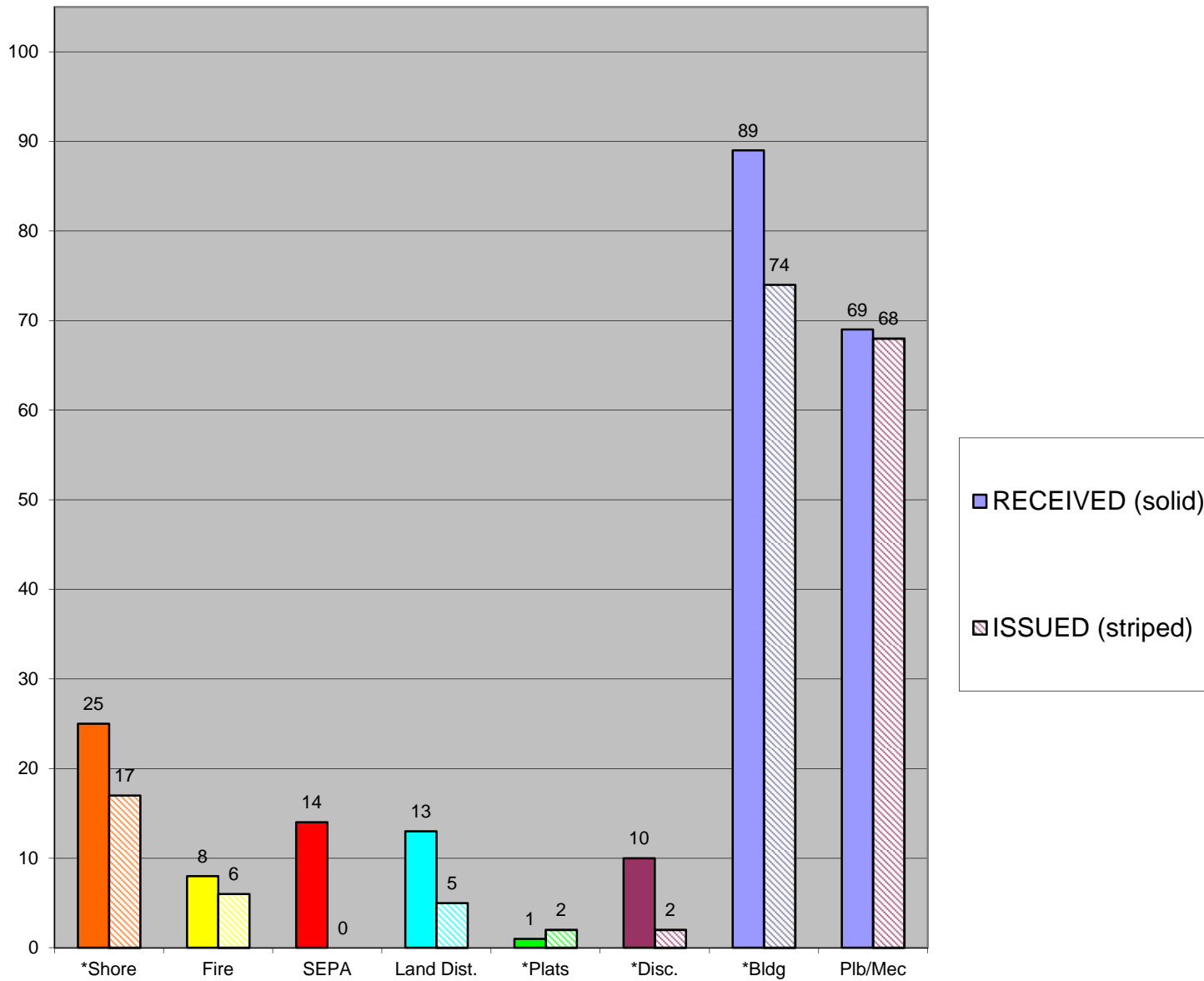
Stripe = 2017    Solid = 2018

Monthly Report  
May-18





**CASES  
 RECEIVED  
 and  
 ISSUED  
 2018  
 May**



Stripe = Issued  
 Solid = Received

Monthly Permit Report  
 May-18

- \*Shore = SHC, SHR, SHV, SHX
- \*Plats = LSS, SSS, BSP, PUD, MDP
- \*Disc = ADM, APL, CUP, NON, VAR
- \*Bldg = COM, DET, MOB, SFR



**YEAR TO DATE**

**BLDG PERMITS  
ISSUED**

**JAN - DEC**

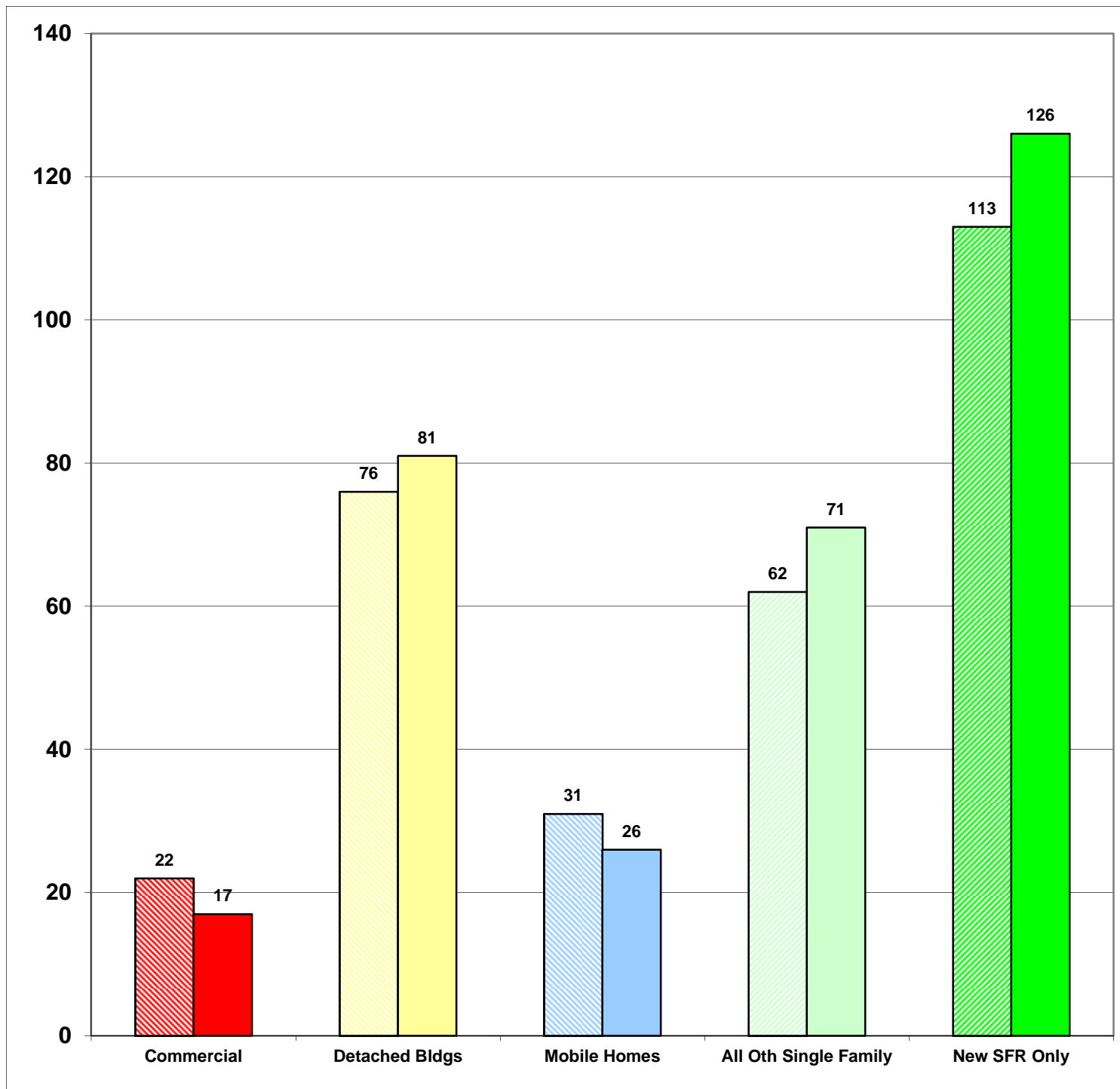
**Comparing  
2017 to 2018**

<b>2017</b>	<b>304</b>
<b>2018</b>	<b>321</b>

**6%  
Total Increase**

Stripe = 2017    Solid = 2018

Year to Date Report  
May-18





**YEAR TO DATE**

**BLDG PERMITS  
APPLIED FOR**

**JAN - DEC**

**Comparing  
2017 to 2018**

**2017      262**

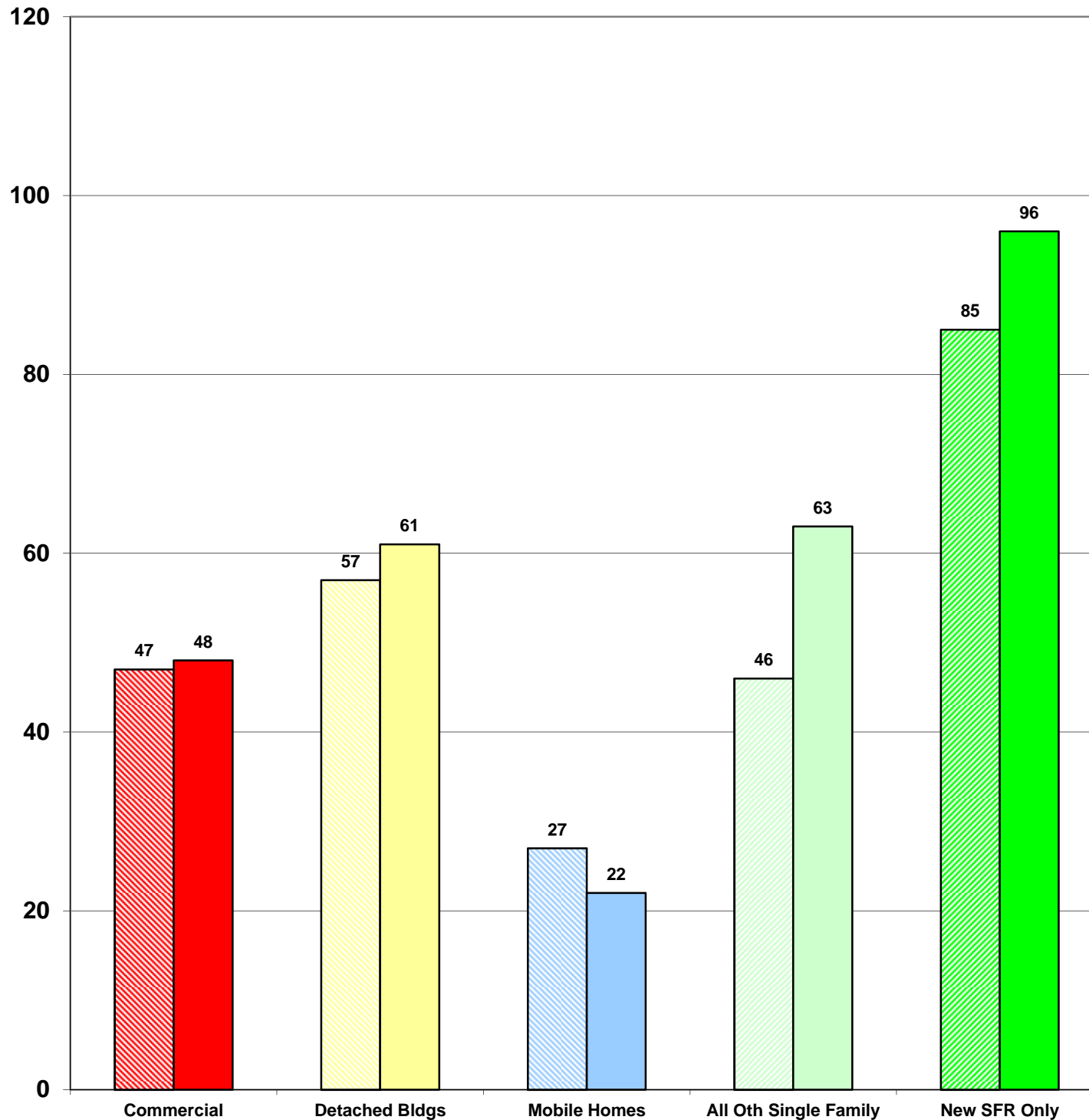
**2018      290**

**11%**

**Total Increase**

**Stripe = 2017    Solid = 2018**

**Year to Date Report  
May-18**





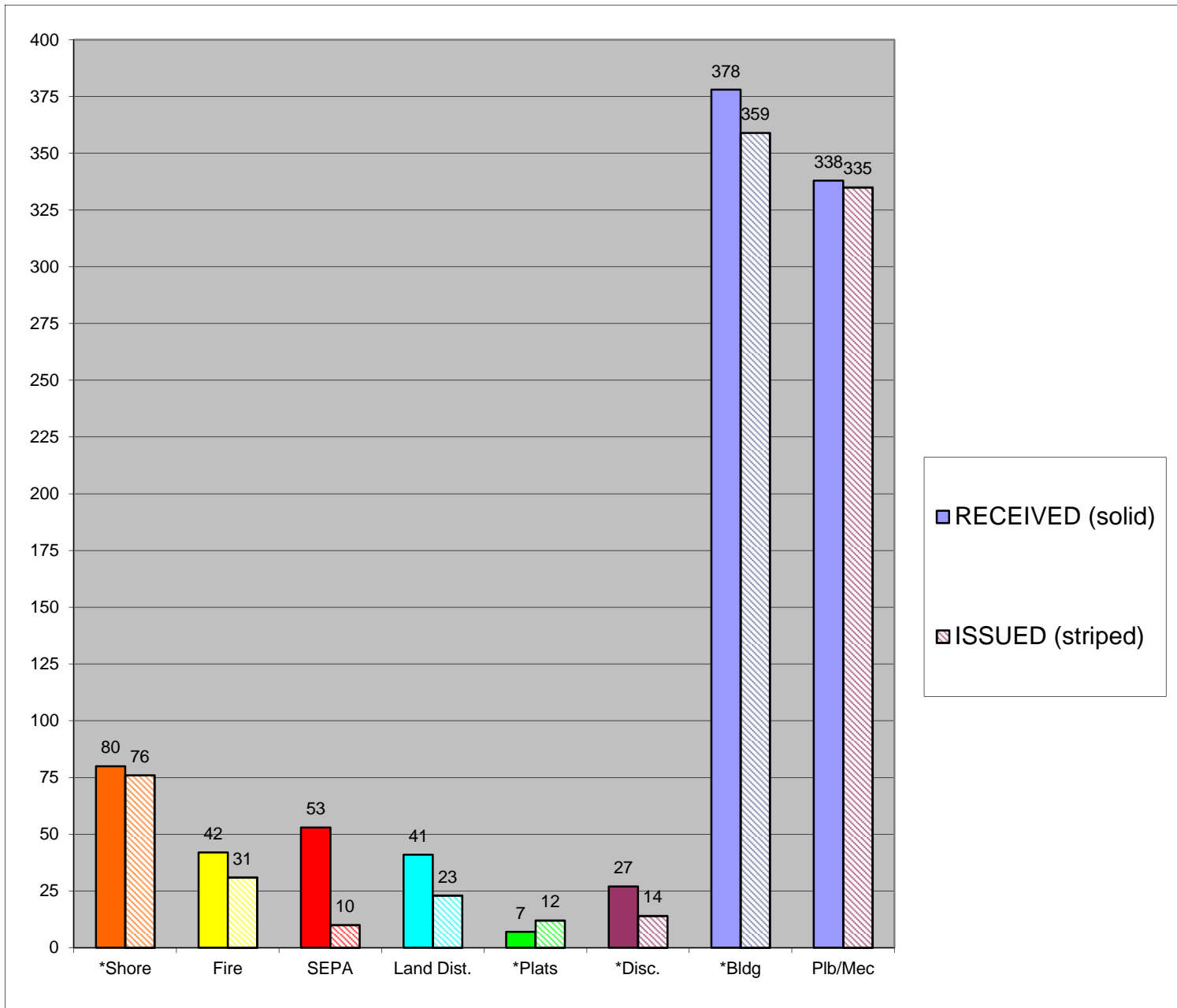
**YEAR TO DATE**

**CASES  
RECEIVED  
and  
ISSUED**

**JAN - DEC**

**Stripe = Issued**  
**Solid = Received**

Year to Date Report  
May-18



- \*Shore = SHC, SHR, SHV, SHX
- \*Plats = LSS, SSS, BSP, PUD, MDP
- \*Disc = ADM, APL, CUP, NON, VAR
- \*Bldg = COM, DET, MOB, SFR