

Permit Activity, June 18

WHATCOM COUNTY PLANNING & DEVELOPMENT
2018 June



CURRENT MONTH		
SINGLE FAMILY RESIDENCES	ISSUED	VALUATION
NEW - RESIDENTIAL	50	14,013,966
NEW - DUPLEX		
ADDITION/REMODEL	12	501,976
CONVERT TO LIVING	1	20,173
DEMOLITION (SINGLE FAMILY)	2	13,000
MOVE TO SITE		
REPLACE/REPAIR		
RE-ROOF / SIDE ONLY		
TOTAL	65	\$14,549,114.10

SFR

YEAR TO DATE	
ISSUED	VALUATION
174	46,873,626
2	893,629
62	4,028,293
3	123,716
16	117,700
	424,524
262	\$52,461,488.10

MOBILE HOMES	ISSUED	VALUATION
NEW - MOBILE HOME	5	267,755
ADDITION TO MOB		
CONVERT TO STORAGE		
REPLACEMENT/DEMO	1	5,000
TEMP MOBILE		
TOTAL	6	\$272,754.80

MOB

ISSUED	VALUATION
21	870,723
11	253,034
32	\$1,123,757.40

DETACHED BUILDINGS	ISSUED	VALUATION
NEW - AG BARN / STORAGE	3	74,370
NEW - GARAGE	5	298,242
NEW - OTHER TYPE BLDG		
NEW - OTHER TYPE STRUCTURES	6	118,171
NEW - STORAGE	1	25,650
ADDITION / REMODEL	1	40,500
CONVERT TO OTHER	1	5,000
DEMOLITION (DETACHED)		
MOVE TO SITE		
REPLACE / REPAIR	3	33,018
RE-ROOF ONLY		
TOTAL	20	\$594,951.80

DET

ISSUED	VALUATION
14	766,200
20	1,309,250
2	40,186
14	377,899
24	786,573
8	152,533
1	5,000
4	10,000
	97,220
96	\$3,544,861.74

COMMERCIAL	ISSUED	VALUATION
NEW - 3 - 4 UNIT APARTMENTS		
NEW - 5 + UNIT APARTMENTS		
NEW - AIRPORT FACILITIES		
NEW - AMUSEMENT, SOCIAL, REC		
NEW - CHURCHES & OTH RELIGIOUS		
NEW - FIRE STATIONS / MEDIC ONE		
NEW - HOSPITALS / INSTITUTIONAL		
NEW - HOTEL / MOTEL / TOUR. CAB		
NEW - INDUSTRIAL		
NEW - MIXED USE		
NEW - OFFICE, BANKS, PROF		
NEW - OTHER PORTABLES		
NEW - OTHER TYPE BLDGS		
NEW - OTHER TYPE STRUCTURES	2	603,035
NEW - PORTABLE CLASSROOM		
NEW - PUBLIC WORKS & UTILITY		
NEW - SCHOOLS & OTHER ED	1	20,000
NEW - STORAGE BLDGS	2	537,144
NEW - STORES & CUSTOMER SERV		
NEW - WAREHOUSE		
ADDITION / REMODEL		
CHANGE OF USE / TEN IMPROV / OCC	1	1,000
CONVERT		
DEMOLITION (COMMERCIAL)	1	12,000
MOVE TO SITE		
REPLACE / REPAIR	4	373,524
RE-ROOF ONLY		
TOTAL	11	\$1,546,703.40

COM

ISSUED	VALUATION
3	1,552,241
1	231,694
11	873,785
1	20,000
4	730,028
2	1,451,678
10	397,010
10	104,960
2	142,000
20	4,908,975
1	9,170
65	\$10,421,542.20

MONTHLY TOTAL	
ISSUED	VALUATION
102	\$16,963,524.10

YEARLY TOTAL	
ISSUED	VALUATION
455	\$67,551,649.44



YEAR TO DATE

**BLDG PERMITS
 VALUATION**

in thousands

June

**Comparing
 2017 to 2018**

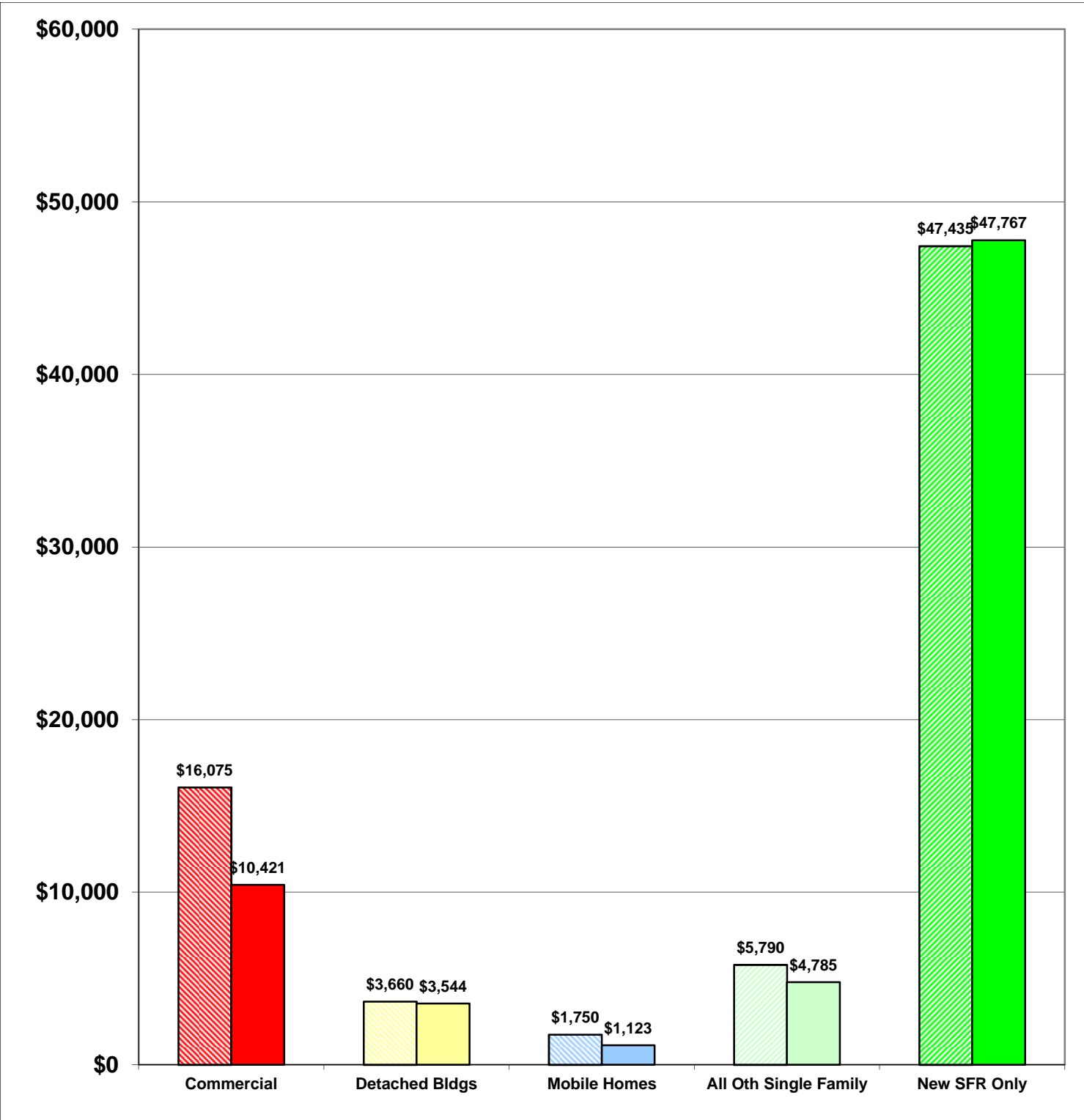
**2017 \$74,710
 2018 \$67,640**

-9%

Total Increase

Stripe = 2017 Solid = 2018

Year to Date Valuation Report
 June-18





BLDG PERMITS ISSUED

June

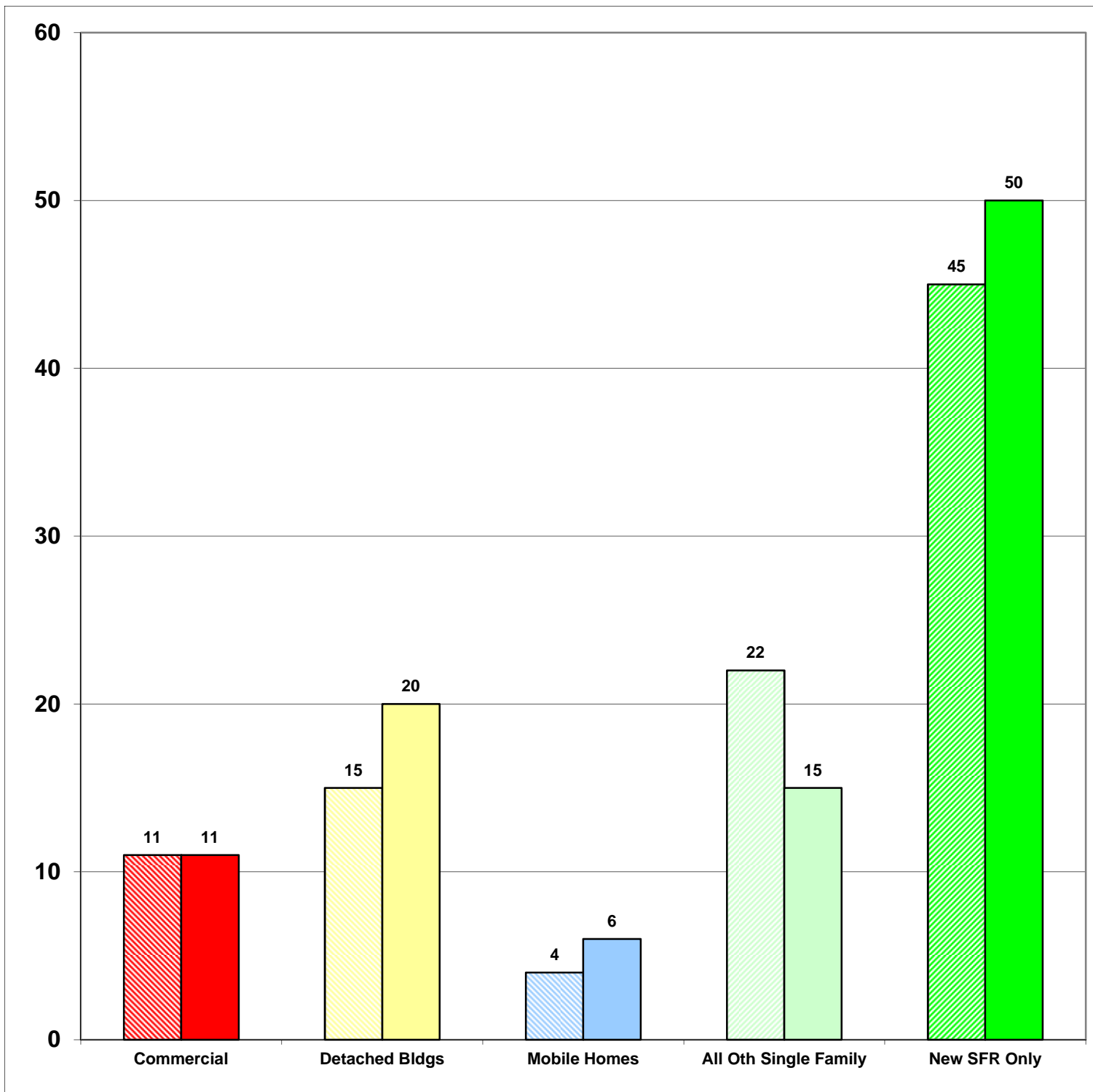
Comparing
2017 to 2018

Jun-17 97
Jun-18 102

5%
Total Increase

Stripe = 2017 Solid = 2018

Monthly Report
June-18

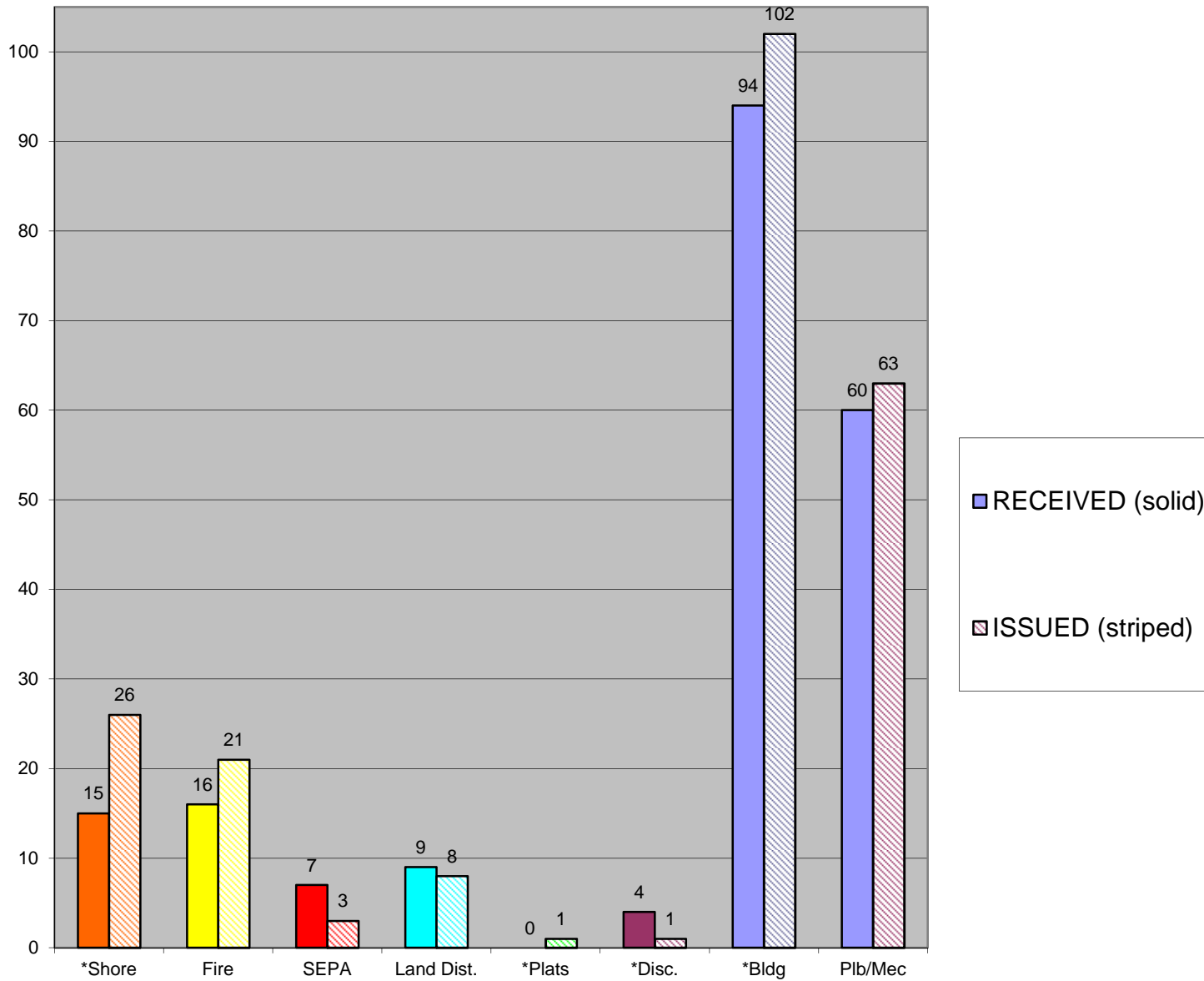




**CASES
RECEIVED
and
ISSUED
2018
June**

Stripe = Issued
Solid = Received

Monthly Permit Report
June-18



*Shore = SHC, SHR, SHV, SHX

*Plats = LSS, SSS, BSP, PUD, MDP

*Disc = ADM, APL, CUP, NON, VAR

*Bldg = COM, DET, MOB, SFR



YEAR TO DATE

**BLDG PERMITS
ISSUED**

JAN - DEC

**Comparing
2017 to 2018**

2017 393

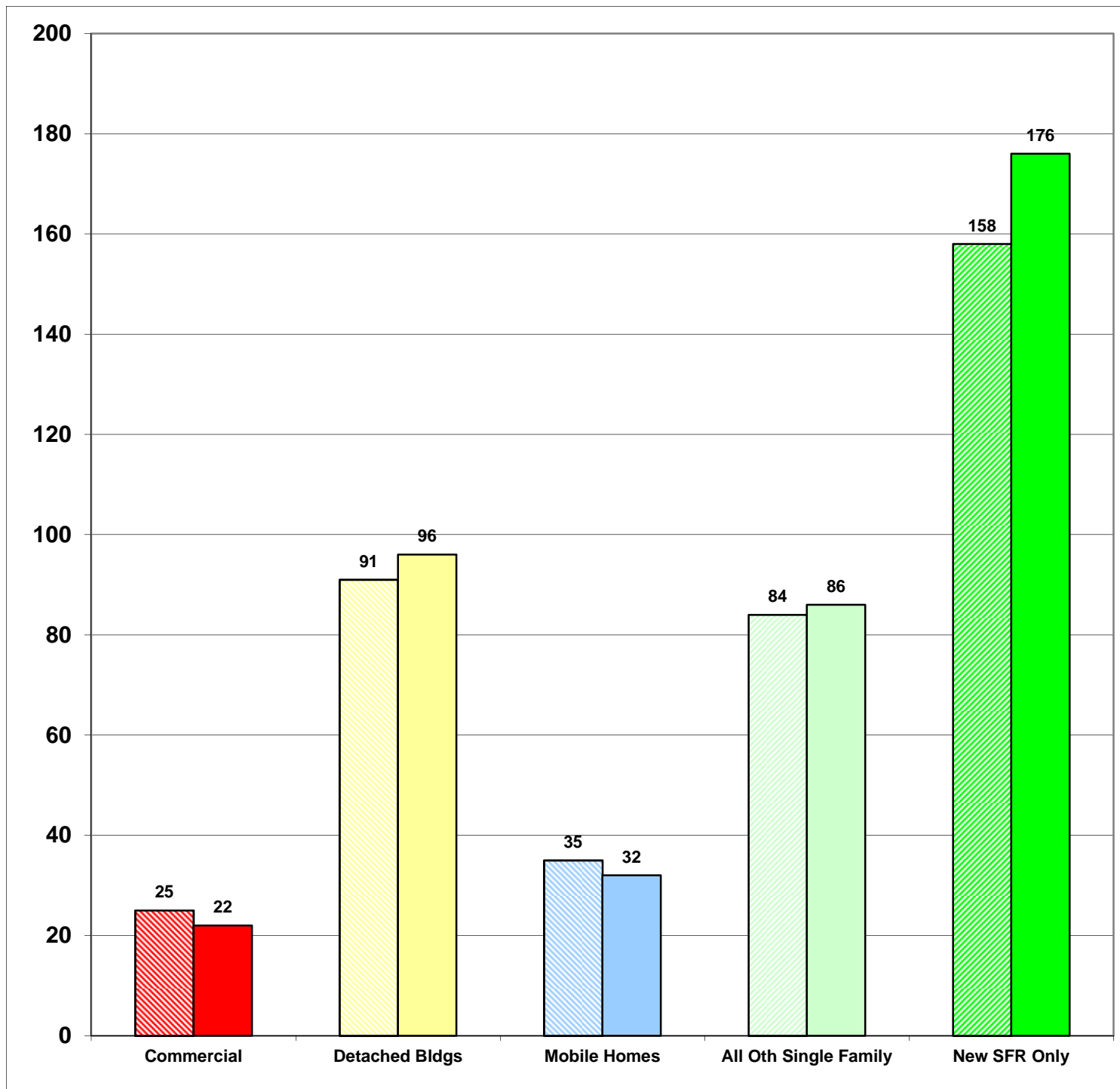
2018 412

5%

Total Increase

Stripe = 2017 Solid = 2018

**Year to Date Report
June-18**





YEAR TO DATE

**BLDG PERMITS
APPLIED FOR**

JAN - DEC

**Comparing
2017 to 2018**

2017 446

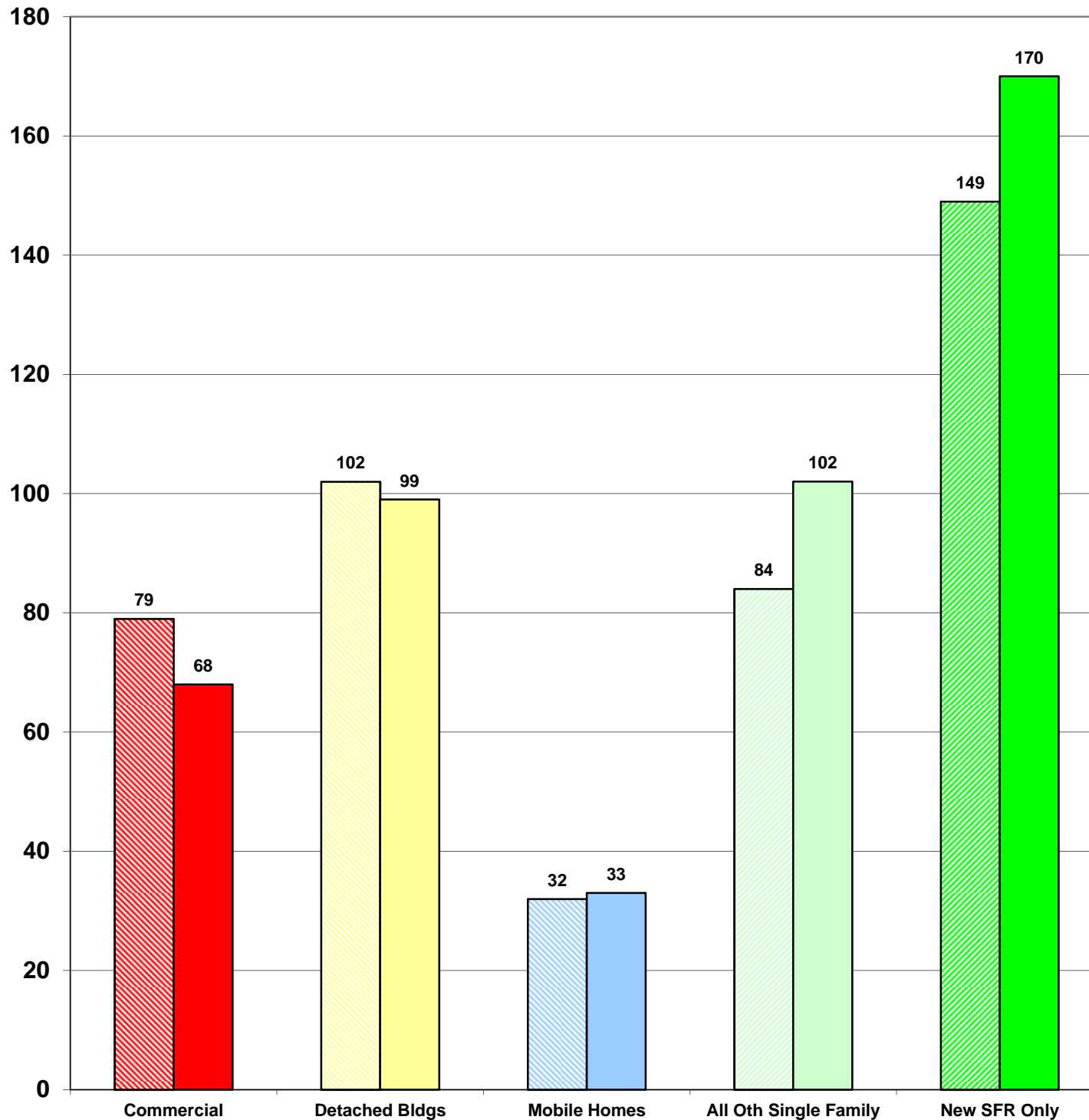
2018 472

6%

Total Increase

Stripe = 2017 Solid = 2018

**Year to Date Report
June-18**





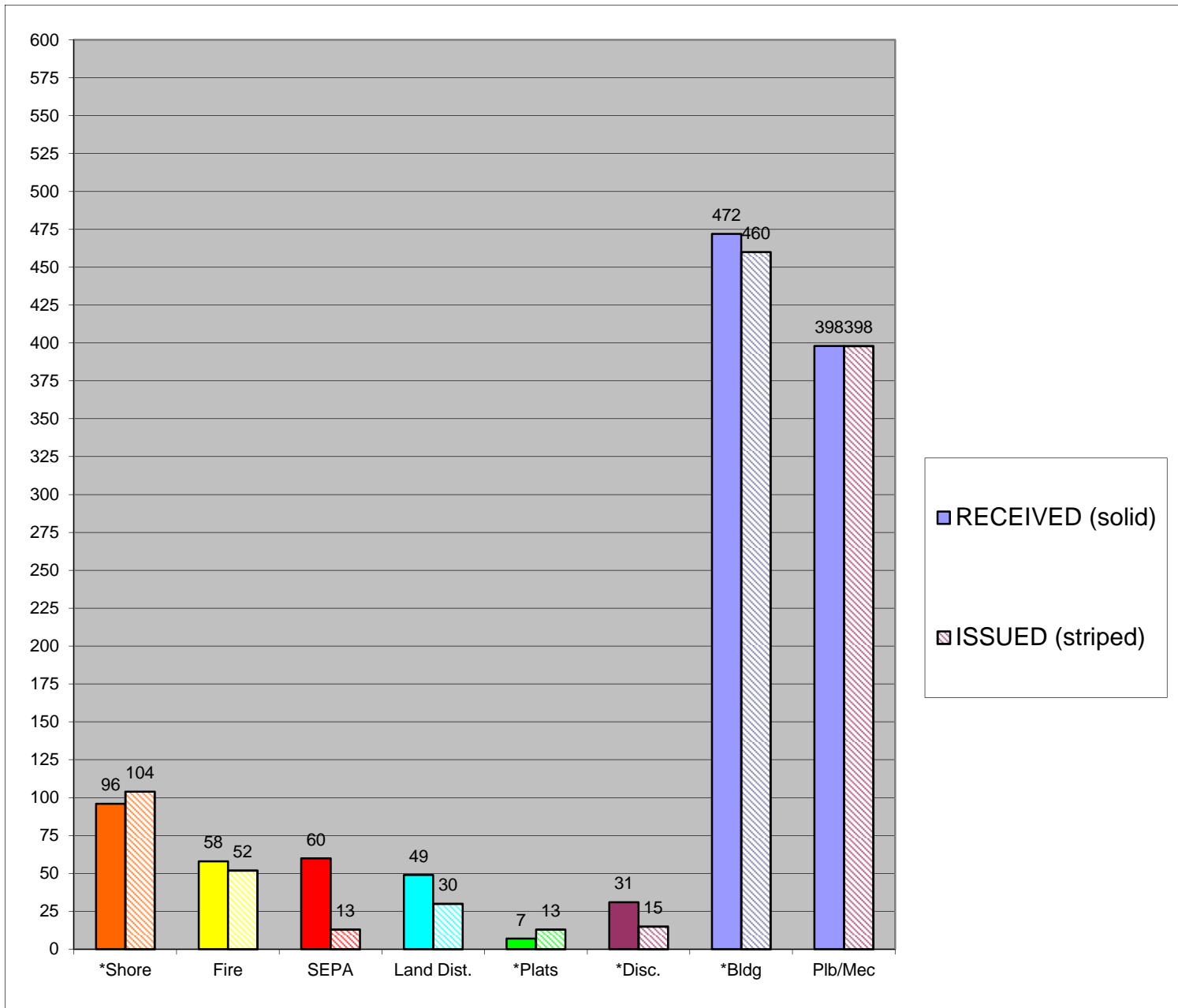
YEAR TO DATE

**CASES
RECEIVED
and
ISSUED**

JAN - DEC

Stripe = Issued
Solid = Received

Year to Date Report
June-18



- *Shore = SHC, SHR, SHV, SHX
- *Plats = LSS, SSS, BSP, PUD, MDP
- *Disc = ADM, APL, CUP, NON, VAR
- *Bldg = COM, DET, MOB, SFR