

Permit Activity, July 18

WHATCOM COUNTY PLANNING & DEVELOPMENT
2018 July



| CURRENT MONTH | | |
|----------------------------|-----------|------------------------|
| SINGLE FAMILY RESIDENCES | ISSUED | VALUATION |
| NEW - RESIDENTIAL | 42 | 12,131,738 |
| NEW - DUPLEX | 1 | 420,267 |
| ADDITION/REMODEL | 19 | 814,834 |
| CONVERT TO LIVING | | |
| DEMOLITION (SINGLE FAMILY) | 1 | 5,000 |
| MOVE TO SITE | | |
| REPLACE/REPAIR | 1 | 2,000 |
| RE-ROOF / SIDE ONLY | | |
| TOTAL | 64 | \$13,373,839.10 |

| MOBILE HOMES | ISSUED | VALUATION |
|--------------------|----------|---------------------|
| NEW - MOBILE HOME | 6 | 402,992 |
| ADDITION TO MOB | | |
| CONVERT TO STORAGE | | |
| REPLACEMENT/DEMO | | |
| TEMP MOBILE | | |
| TOTAL | 6 | \$402,992.00 |

| DETACHED BUILDINGS | ISSUED | VALUATION |
|-----------------------------|-----------|-----------------------|
| NEW - AG BARN / STORAGE | 5 | 338,093 |
| NEW - GARAGE | 7 | 409,571 |
| NEW - OTHER TYPE BLDG | | |
| NEW - OTHER TYPE STRUCTURES | 3 | 576,549 |
| NEW - STORAGE | 8 | 411,148 |
| ADDITION / REMODEL | 2 | 45,185 |
| CONVERT TO OTHER | | |
| DEMOLITION (DETACHED) | 2 | 8,800 |
| MOVE TO SITE | | |
| REPLACE / REPAIR | | |
| RE-ROOF ONLY | 1 | 18,000 |
| TOTAL | 28 | \$1,807,344.60 |

| COMMERCIAL | ISSUED | VALUATION |
|----------------------------------|-----------|---------------------|
| NEW - 3 - 4 UNIT APARTMENTS | | |
| NEW - 5 + UNIT APARTMENTS | | |
| NEW - AIRPORT FACILITIES | | |
| NEW - AMUSEMENT, SOCIAL, REC | | |
| NEW - CHURCHES & OTH RELIGIOUS | | |
| NEW - FIRE STATIONS / MEDIC ONE | | |
| NEW - HOSPITALS / INSTITUTIONAL | | |
| NEW - HOTEL / MOTEL / TOUR. CAB | | |
| NEW - INDUSTRIAL | | |
| NEW - MIXED USE | | |
| NEW - OFFICE, BANKS, PROF | | |
| NEW - OTHER PORTABLES | | |
| NEW - OTHER TYPE BLDGS | | |
| NEW - OTHER TYPE STRUCTURES | 8 | 792,900 |
| NEW - PORTABLE CLASSROOM | | |
| NEW - PUBLIC WORKS & UTILITY | | |
| NEW - SCHOOLS & OTHER ED | | |
| NEW - STORAGE BLDGS | | |
| NEW - STORES & CUSTOMER SERV | | |
| NEW - WAREHOUSE | | |
| ADDITION / REMODEL | 1 | 10,507 |
| CHANGE OF USE / TEN IMPROV / OCC | 4 | 16,400 |
| CONVERT | | |
| DEMOLITION (COMMERCIAL) | | |
| MOVE TO SITE | | |
| REPLACE / REPAIR | 2 | 65,000 |
| RE-ROOF ONLY | | |
| TOTAL | 15 | \$884,807.00 |

| MONTHLY TOTAL | |
|---------------|-----------------|
| ISSUED | VALUATION |
| 113 | \$16,468,982.70 |

| YEAR TO DATE | |
|--------------|------------------------|
| ISSUED | VALUATION |
| 216 | 59,010,776 |
| 3 | 1,313,896 |
| 81 | 4,844,253 |
| 3 | 123,716 |
| 17 | 122,700 |
| 6 | 426,524 |
| 326 | \$65,841,865.20 |

| MOB | ISSUED | VALUATION |
|-----------|-----------------------|-----------|
| 27 | 1,284,269 | |
| 11 | 253,034 | |
| 38 | \$1,537,303.10 | |

| DET | ISSUED | VALUATION |
|------------|-----------------------|-----------|
| 19 | 1,104,293 | |
| 32 | 1,718,821 | |
| 2 | 40,186 | |
| 17 | 954,448 | |
| 32 | 1,197,721 | |
| 10 | 197,718 | |
| 1 | 5,000 | |
| 6 | 18,800 | |
| 9 | 97,220 | |
| 1 | 18,000 | |
| 129 | \$5,352,206.34 | |

| COM | ISSUED | VALUATION |
|-----------|------------------------|-----------|
| 3 | 1,552,241 | |
| 1 | 231,694 | |
| 19 | 1,666,685 | |
| 1 | 20,000 | |
| 4 | 730,028 | |
| 2 | 1,451,678 | |
| 11 | 407,517 | |
| 14 | 121,360 | |
| 2 | 142,000 | |
| 22 | 4,973,975 | |
| 1 | 9,170 | |
| 80 | \$11,306,349.20 | |

| YEARLY TOTAL | |
|--------------|-----------------|
| ISSUED | VALUATION |
| 573 | \$84,037,723.84 |



YEAR TO DATE

**BLDG PERMITS
 VALUATION**

in thousands

July

**Comparing
 2017 to 2018**

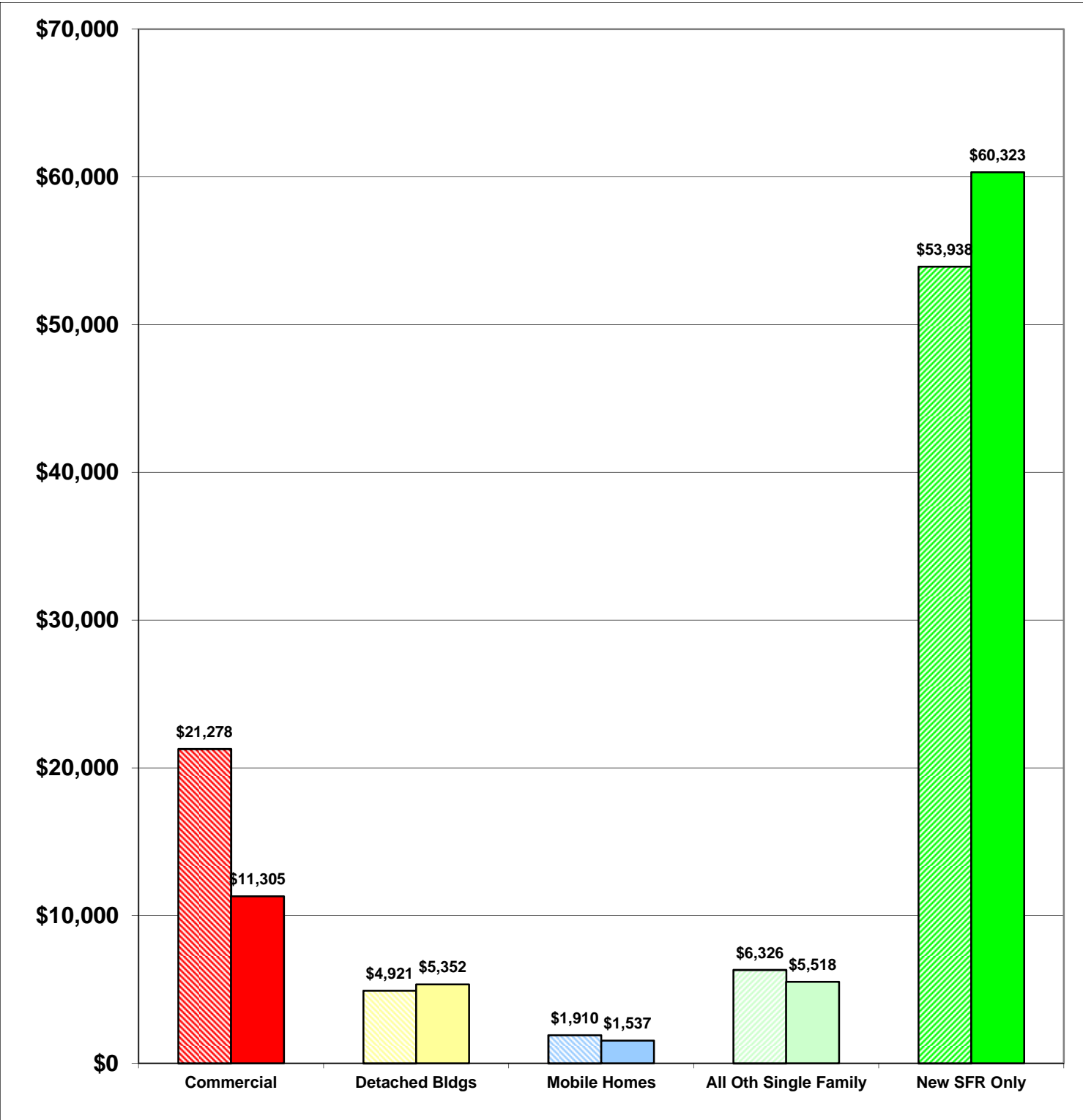
**2017 \$88,373
 2018 \$84,035**

-5%

Total Increase

Stripe = 2017 Solid = 2018

Year to Date Valuation Report
 July-18





BLDG PERMITS ISSUED

July

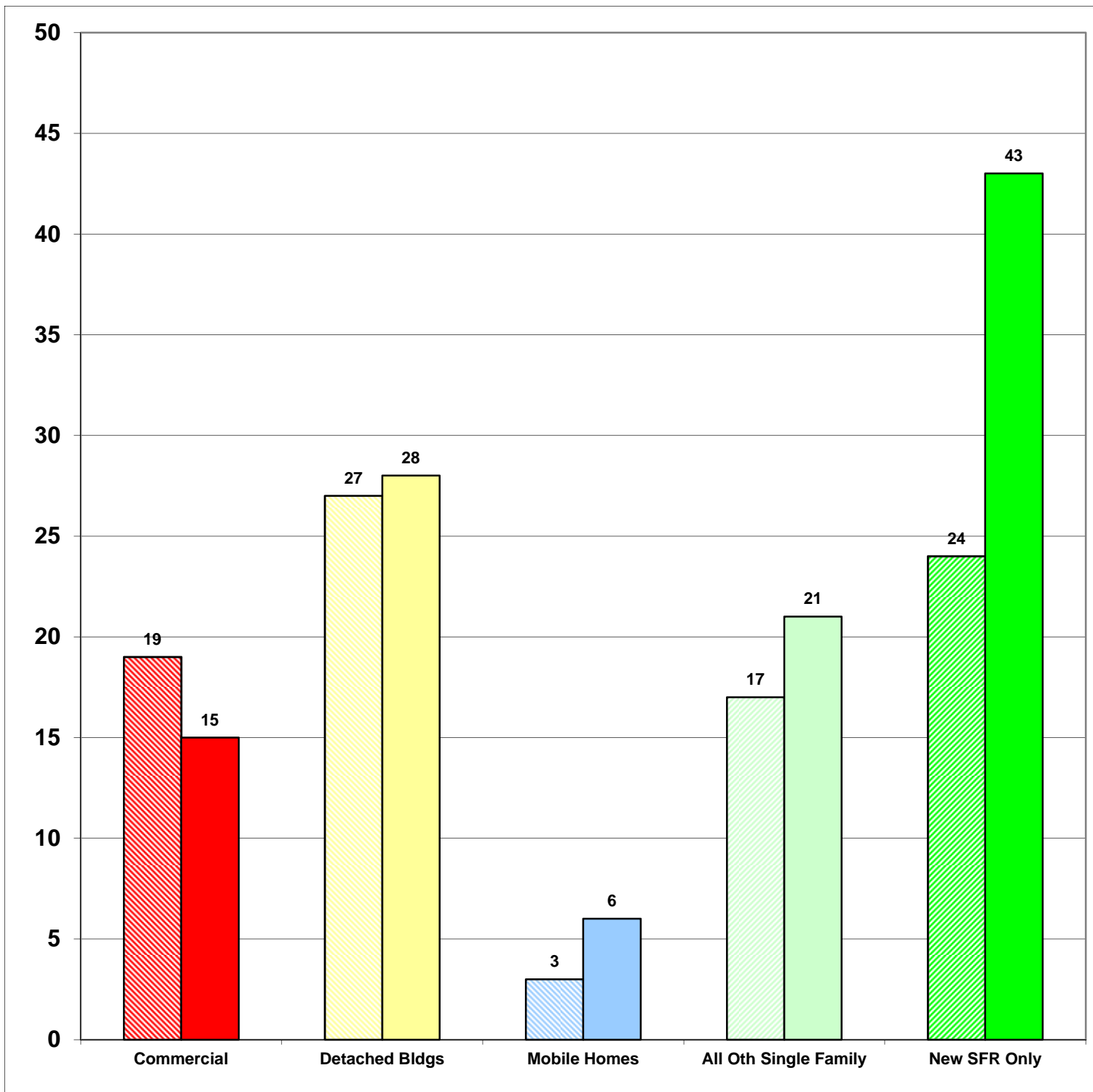
Comparing
2017 to 2018

Jul-17 90
Jul-18 113

26%
Total Increase

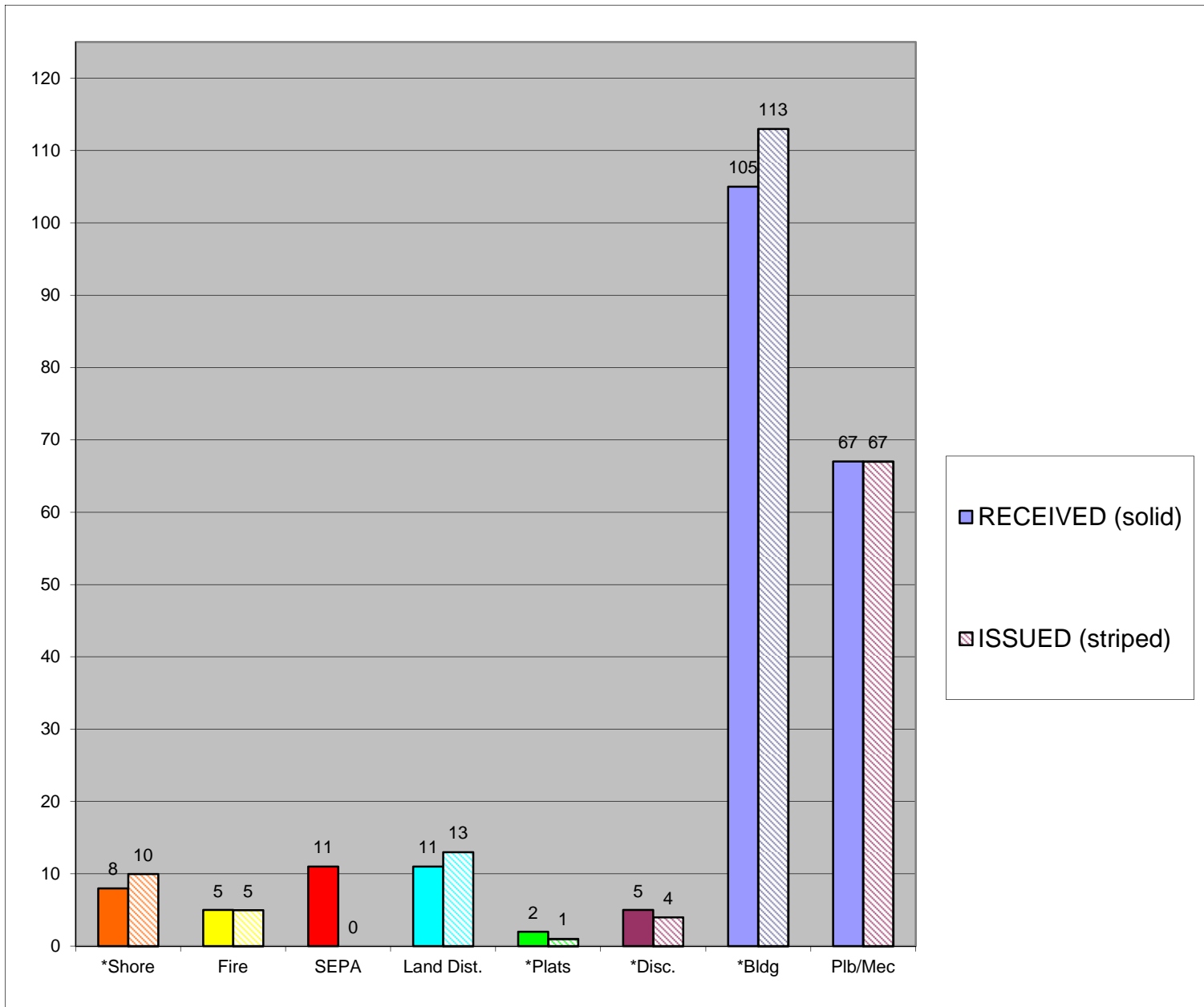
Stripe = 2017 Solid = 2018

Monthly Report
July-18





**CASES
 RECEIVED
 and
 ISSUED
 2018
 July**



Stripe = Issued
 Solid = Received

Monthly Permit Report
 July-18

- *Shore = SHC, SHR, SHV, SHX
- *Plats = LSS, SSS, BSP, PUD, MDP
- *Disc = ADM, APL, CUP, NON, VAR
- *Bldg = COM, DET, MOB, SFR



YEAR TO DATE

**BLDG PERMITS
ISSUED**

JAN - DEC

**Comparing
2017 to 2018**

2017 486

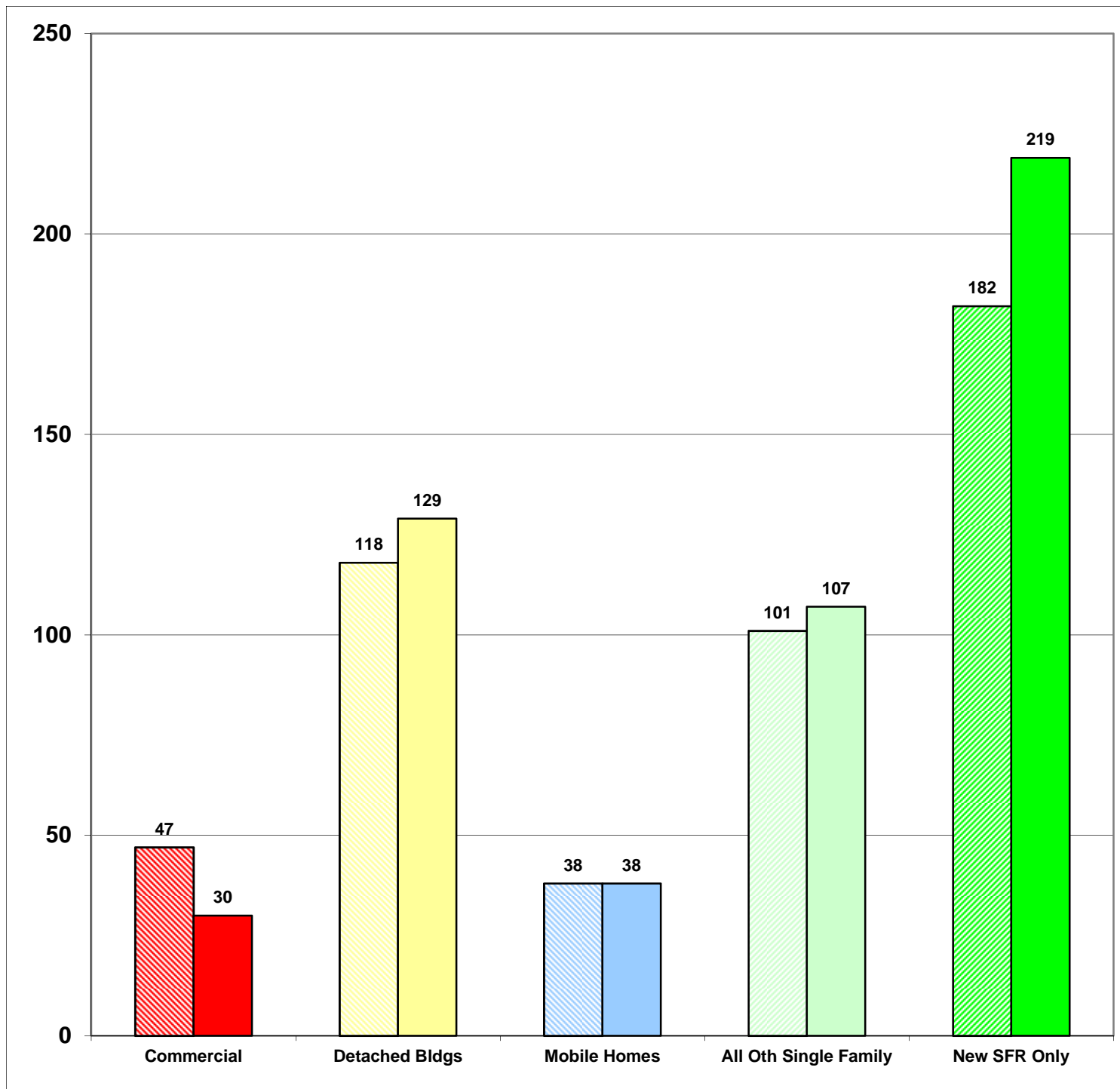
2018 523

8%

Total Increase

Stripe = 2017 Solid = 2018

Year to Date Report
July-18





YEAR TO DATE

**BLDG PERMITS
APPLIED FOR**

JAN - DEC

**Comparing
2017 to 2018**

2017 542

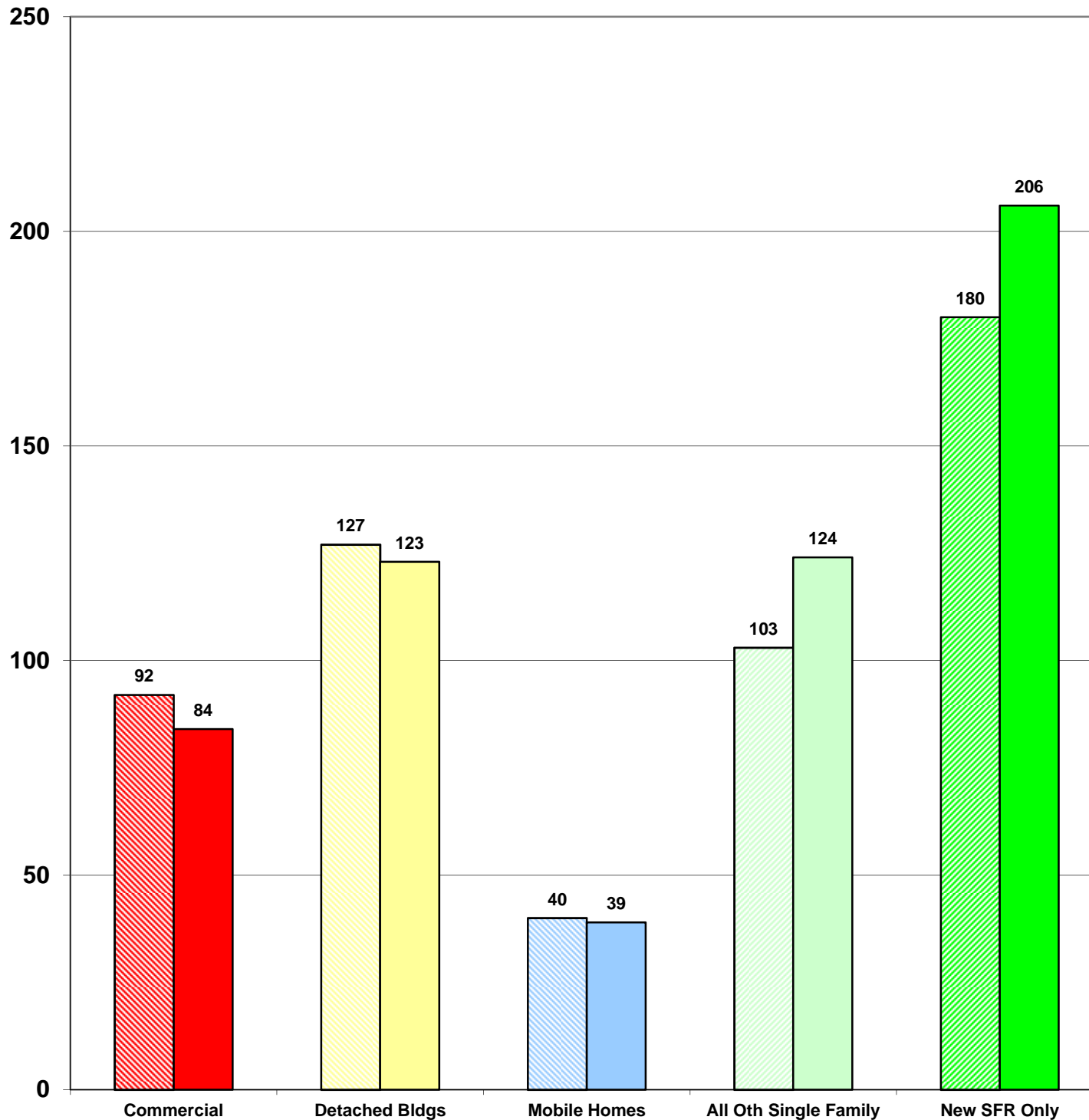
2018 576

6%

Total Increase

Stripe = 2017 Solid = 2018

**Year to Date Report
July-18**





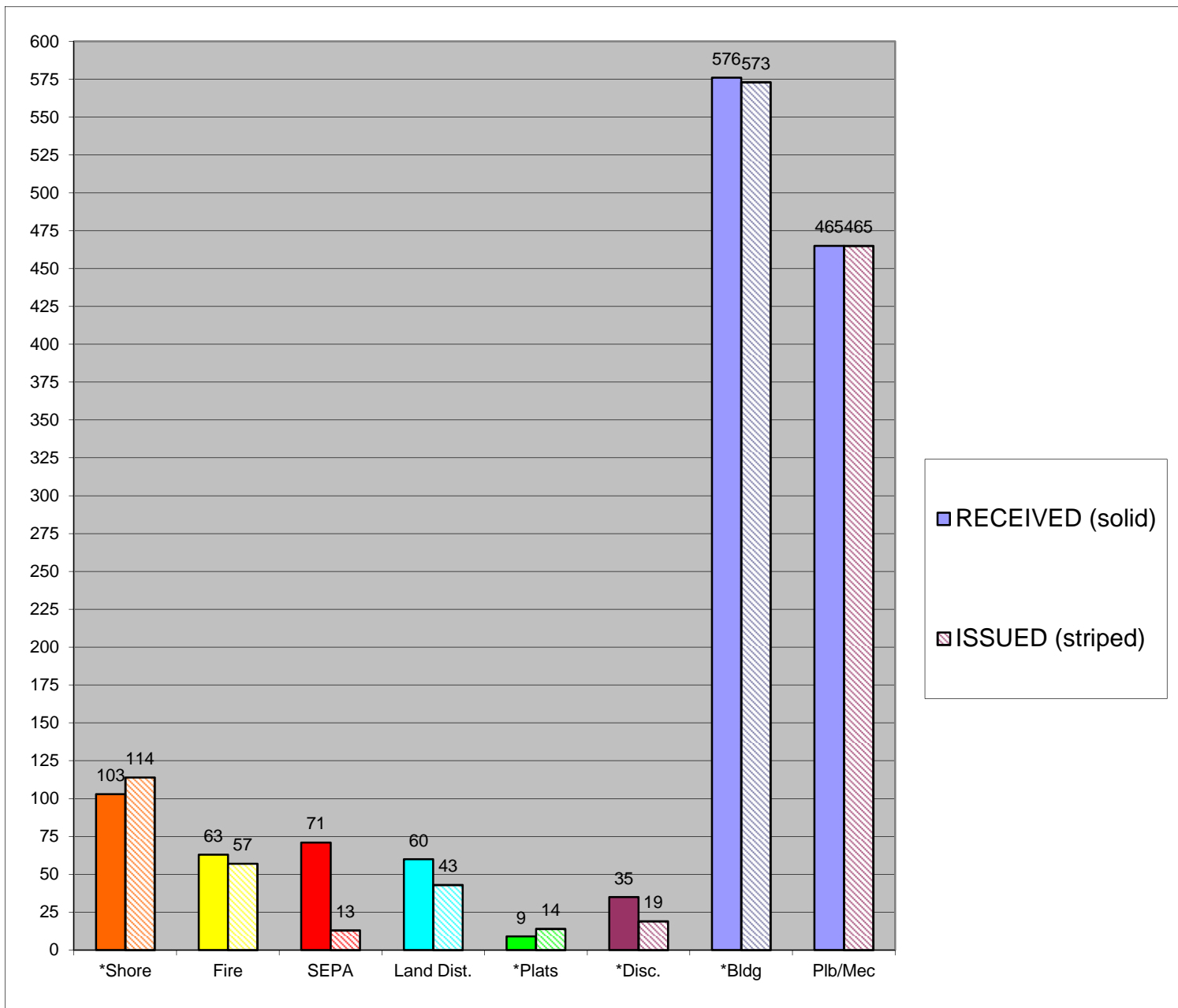
YEAR TO DATE

**CASES
RECEIVED
and
ISSUED**

JAN - DEC

Stripe = Issued
Solid = Received

Year to Date Report
July-18



*Shore = SHC, SHR, SHV, SHX

*Plats = LSS, SSS, BSP, PUD, MDP

*Disc = ADM, APL, CUP, NON, VAR

*Bldg = COM, DET, MOB, SFR