

Permit Activity, August 18

WHATCOM COUNTY PLANNING & DEVELOPMENT 2018 August



CURRENT MONTH		
SINGLE FAMILY RESIDENCES	ISSUED	VALUATION
NEW - RESIDENTIAL	42	11,248,851
NEW - DUPLEX		
ADDITION/REMODEL	15	970,483
CONVERT TO LIVING	1	19,630
DEMOLITION (SINGLE FAMILY)	2	12,500
MOVE TO SITE		
REPLACE/REPAIR	3	203,000
RE-ROOF / SIDE ONLY		
TOTAL	63	\$12,454,464.78

MOBILE HOMES	ISSUED	VALUATION
NEW - MOBILE HOME	6	311,886
ADDITION TO MOB		
CONVERT TO STORAGE		
REPLACEMENT/DEMO	1	39,680
TEMP MOBILE		
TOTAL	7	\$351,566.00

DETACHED BUILDINGS	ISSUED	VALUATION
NEW - AG BARN / STORAGE	7	333,800
NEW - GARAGE	3	83,185
NEW - OTHER TYPE BLDGS	1	43,200
NEW - OTHER TYPE STRUCTURES	5	474,330
NEW - STORAGE	3	85,770
ADDITION / REMODEL	1	10,660
CONVERT TO OTHER		
DEMOLITION (DETACHED)	2	8,000
MOVE TO SITE		
REPLACE / REPAIR		
RE-ROOF ONLY	1	47,880
TOTAL	23	\$1,086,824.60

COMMERCIAL	ISSUED	VALUATION
NEW - 3 - 4 UNIT APARTMENTS		
NEW - 5 + UNIT APARTMENTS		
NEW - AIRPORT FACILITIES		
NEW - AMUSEMENT, SOCIAL, REC		
NEW - CHURCHES & OTH RELIGIOUS		
NEW - FIRE STATIONS / MEDIC ONE		
NEW - HOSPITALS / INSTITUTIONAL		
NEW - HOTEL / MOTEL / TOUR. CAB		
NEW - INDUSTRIAL		
NEW - MIXED USE		
NEW - OFFICE, BANKS, PROF		
NEW - OTHER PORTABLES		
NEW - OTHER TYPE BLDGS	1	83,000
NEW - OTHER TYPE STRUCTURES	3	192,200
NEW - PORTABLE CLASSROOM		
NEW - PUBLIC WORKS & UTILITY		
NEW - SCHOOLS & OTHER ED		
NEW - STORAGE BLDGS		
NEW - STORES & CUSTOMER SERV		
NEW - WAREHOUSE		
ADDITION / REMODEL	1	40,000
CHANGE OF USE / TEN IMPROV / OCC	5	12,000
CONVERT		
DEMOLITION (COMMERCIAL)		
MOVE TO SITE		
REPLACE / REPAIR	1	6,300
RE-ROOF ONLY		
TOTAL	11	\$333,500.00

MONTHLY TOTAL	
ISSUED	VALUATION
104	\$14,226,355.38

YEAR TO DATE	
ISSUED	VALUATION
258	70,259,627
3	1,313,896
96	5,814,737
4	143,346
19	135,200
9	629,524
389	\$78,296,329.98

MOB	ISSUED	VALUATION
	33	1,596,155
	12	292,714
	45	\$1,888,869.10

DET	ISSUED	VALUATION
	26	1,438,093
	35	1,802,006
	3	83,386
	22	1,428,778
	35	1,283,491
	11	208,378
	1	5,000
	8	26,800
	10	145,100
	1	18,000
	152	\$6,439,030.94

COM	ISSUED	VALUATION
	3	1,552,241
	1	231,694
	1	83,000
	22	1,858,885
	1	20,000
	4	730,028
	2	1,451,678
	12	447,517
	19	133,360
	2	142,000
	23	4,980,275
	1	9,170
	91	\$11,639,849.20

YEARLY TOTAL	
ISSUED	VALUATION
677	\$98,264,079.22



YEAR TO DATE

**BLDG PERMITS
VALUATION**

in thousands

August

**Comparing
2017 to 2018**

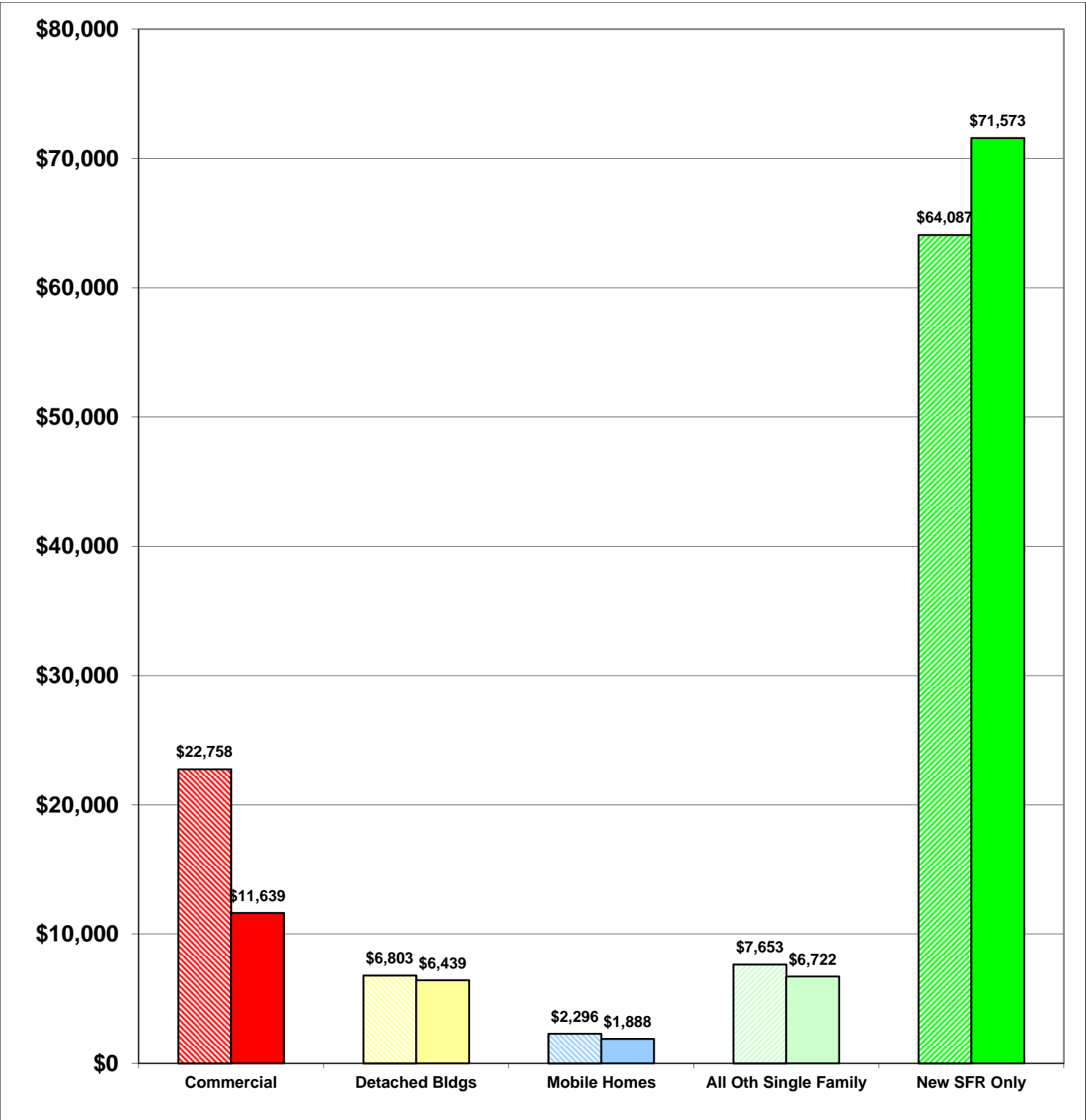
**2017 \$103,597
2018 \$98,261**

-5%

Total Increase

Stripe = 2017 Solid = 2018

Year to Date Valuation Report
August-18





BLDG PERMITS ISSUED

August

Comparing
2017 to 2018

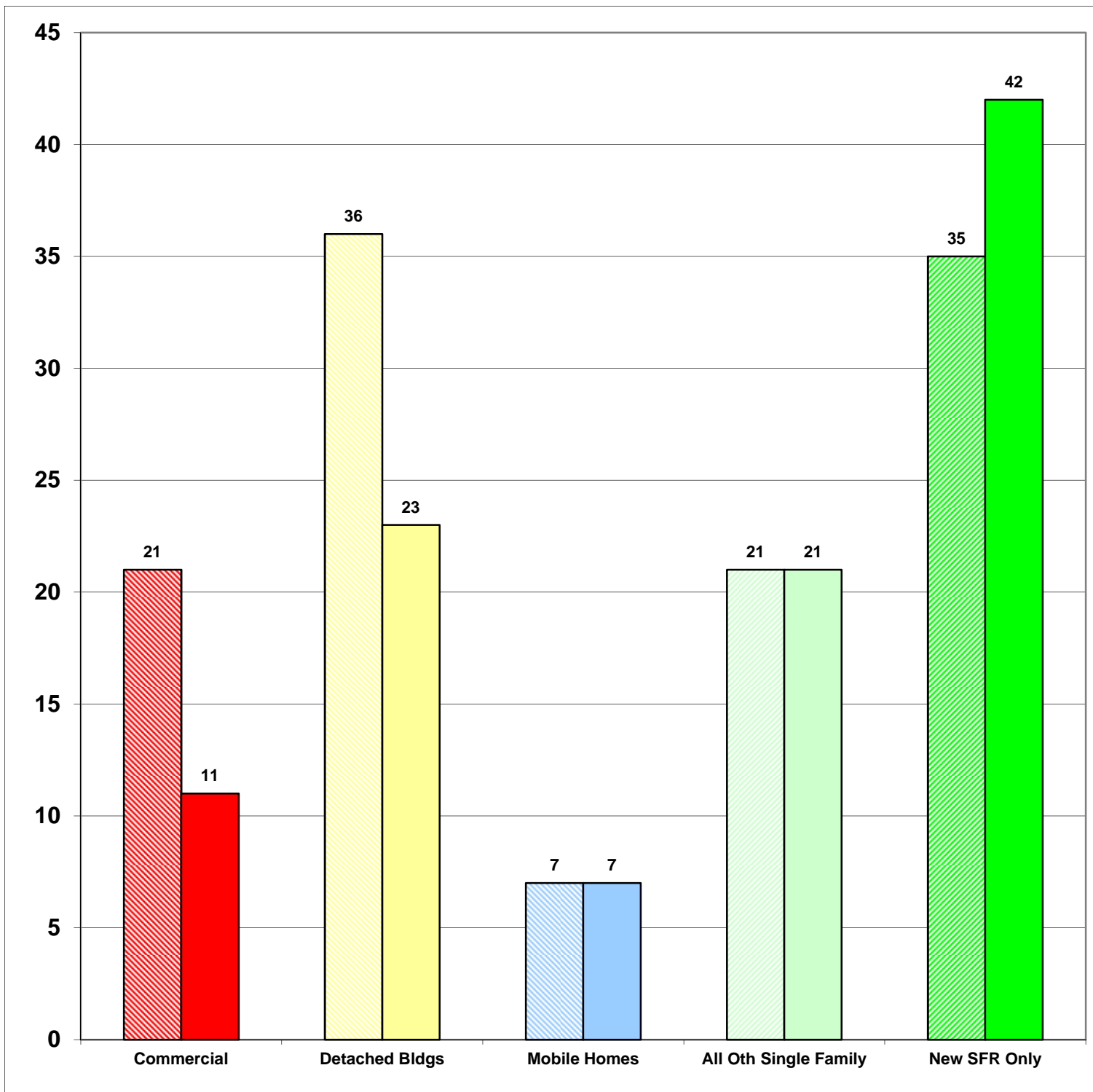
Aug-17	120
Aug-18	104

-13%

Total Increase

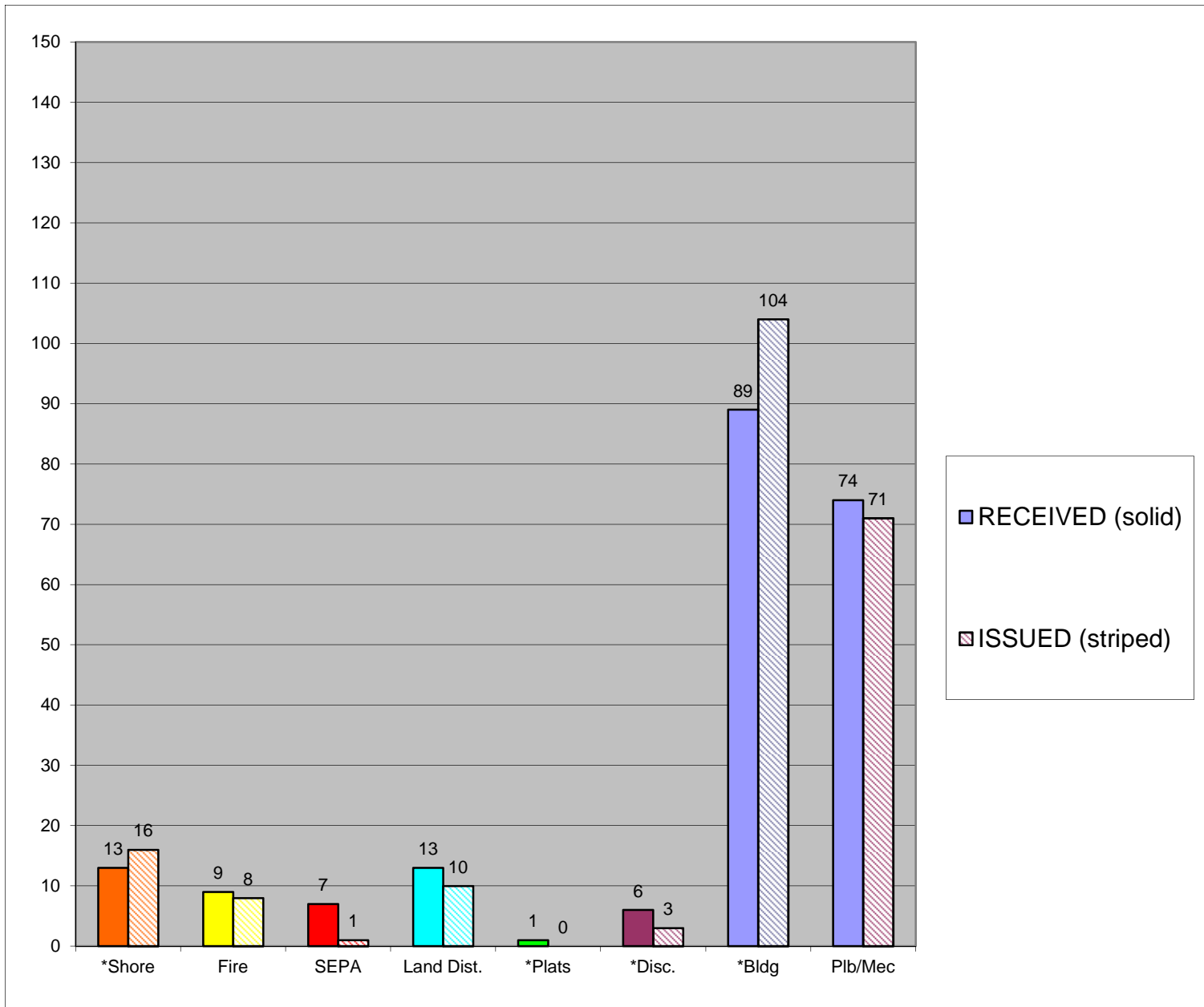
Stripe = 2017 Solid = 2018

Monthly Report
August-18





**CASES
RECEIVED
and
ISSUED
2018
August**



Stripe = Issued
Solid = Received

Monthly Permit Report
August-18

- *Shore = SHC, SHR, SHV, SHX
- *Plats = LSS, SSS, BSP, PUD, MDP
- *Disc = ADM, APL, CUP, NON, VAR
- *Bldg = COM, DET, MOB, SFR



YEAR TO DATE

**BLDG PERMITS
ISSUED**

JAN - DEC

**Comparing
2017 to 2018**

2017 580

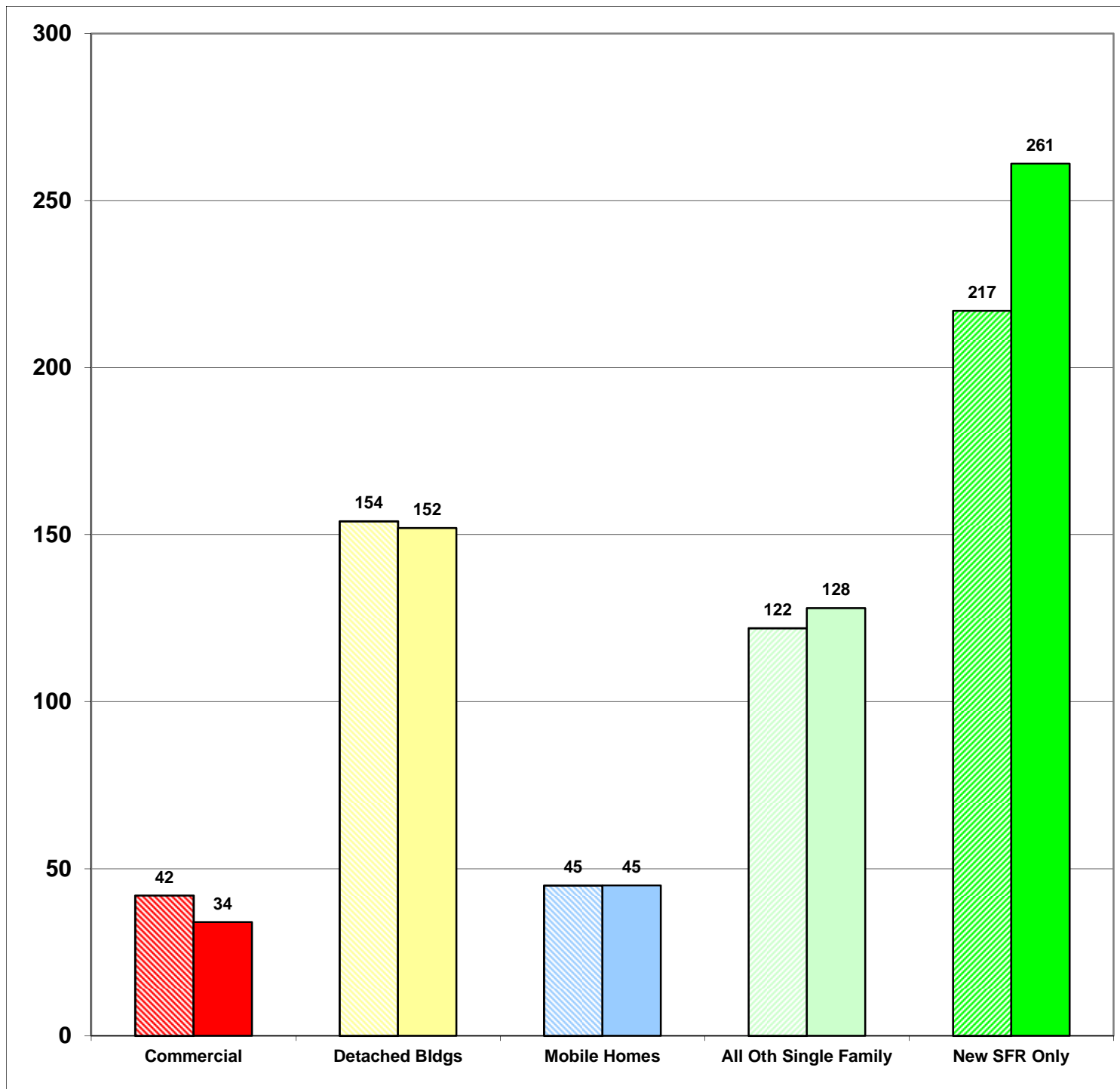
2018 620

7%

Total Increase

Stripe = 2017 Solid = 2018

Year to Date Report
August-18





YEAR TO DATE

**BLDG PERMITS
APPLIED FOR**

JAN - DEC

**Comparing
2017 to 2018**

2017 656

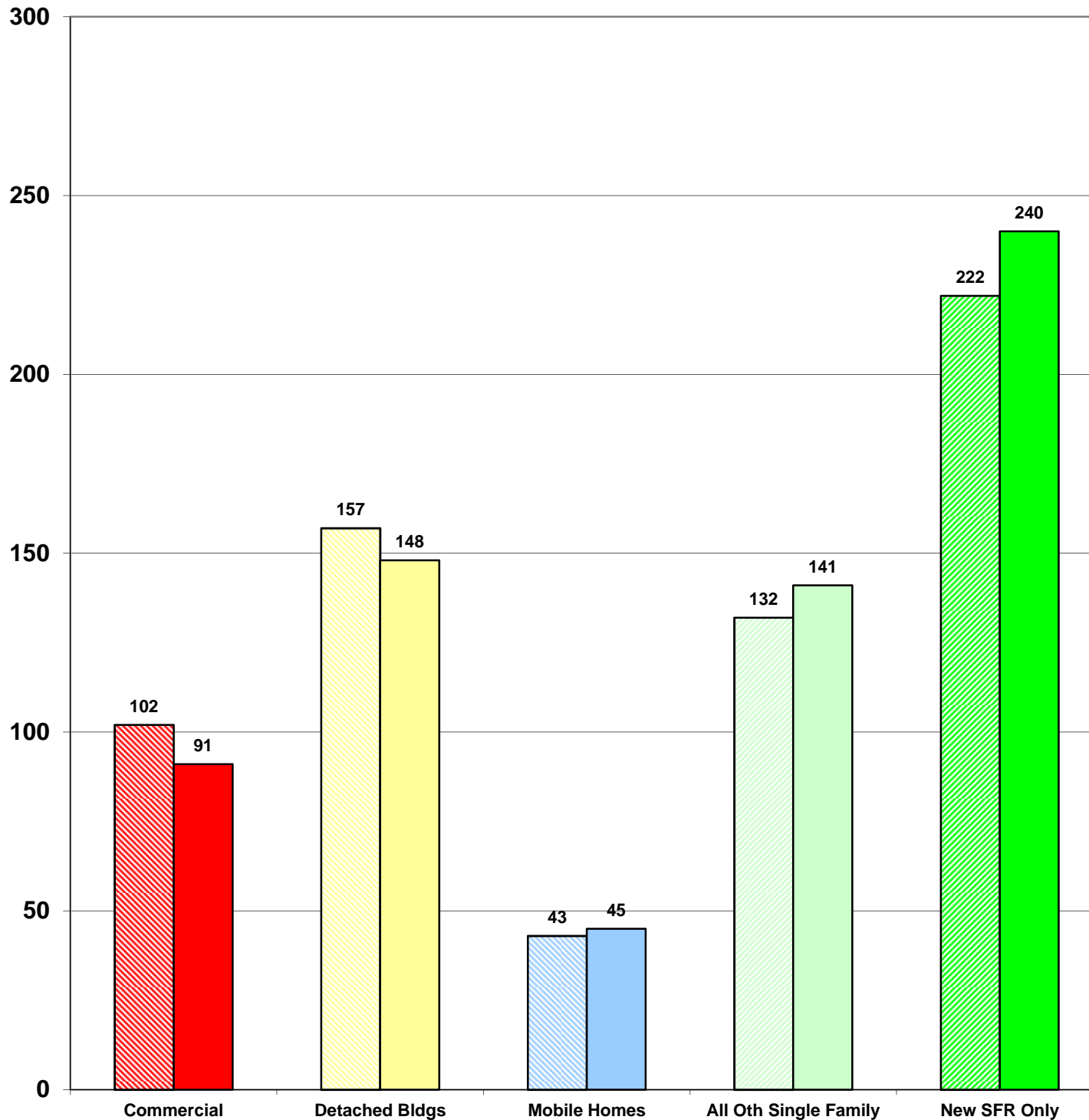
2018 665

1%

Total Increase

Stripe = 2017 Solid = 2018

Year to Date Report
August-18





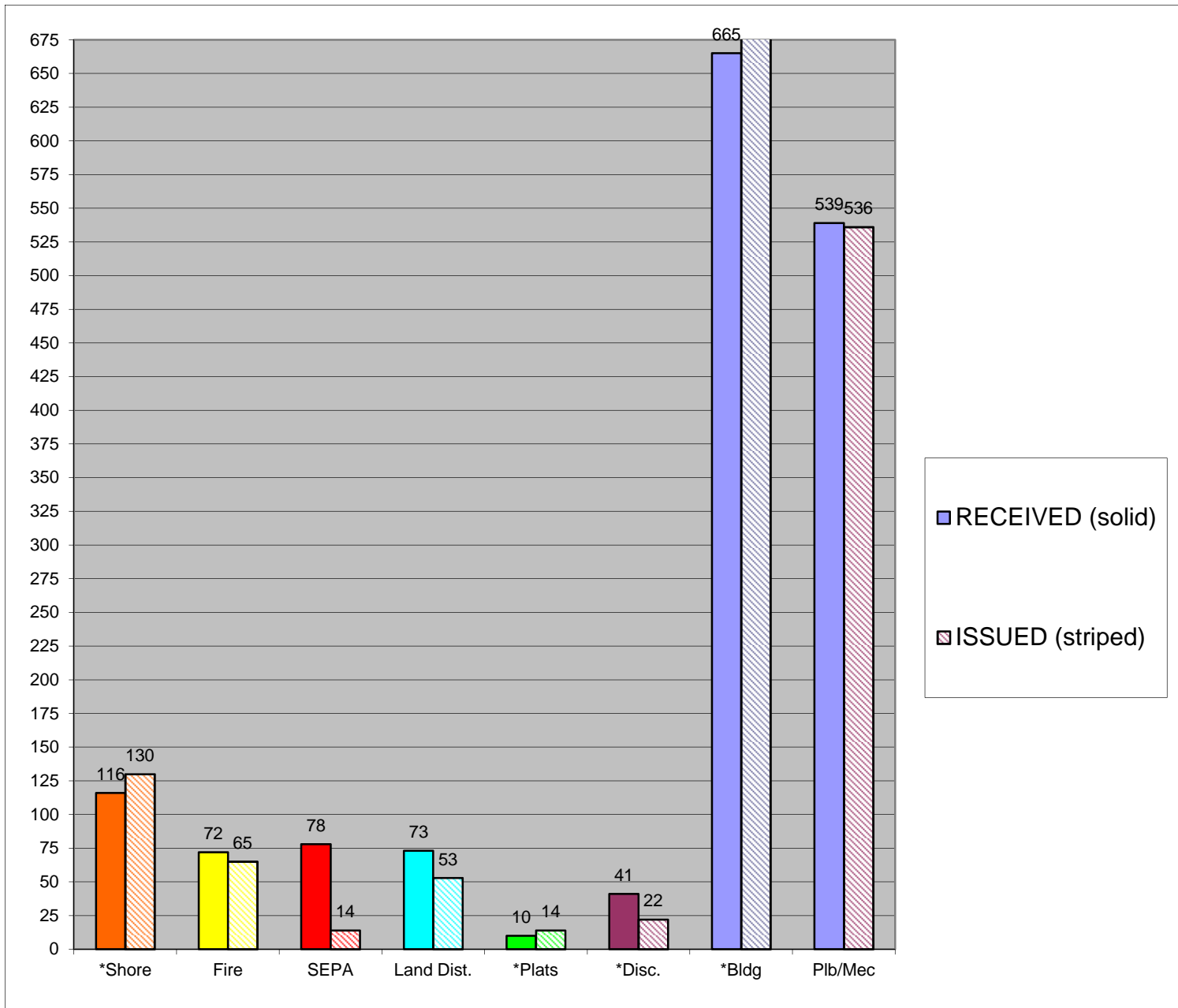
YEAR TO DATE

**CASES
RECEIVED
and
ISSUED**

JAN - DEC

Stripe = Issued
Solid = Received

Year to Date Report
August-18



*Shore = SHC, SHR, SHV, SHX

*Plats = LSS, SSS, BSP, PUD, MDP

*Disc = ADM, APL, CUP, NON, VAR

*Bldg = COM, DET, MOB, SFR