

Permit Activity, October 18

WHATCOM COUNTY PLANNING & DEVELOPMENT
2018 October



CURRENT MONTH		
SINGLE FAMILY RESIDENCES	ISSUED	VALUATION
NEW - RESIDENTIAL	17	4,100,088
NEW - DUPLEX	1	275,971
ADDITION/REMODEL	10	403,383
CONVERT TO LIVING		
DEMOLITION (SINGLE FAMILY)	1	10,000
MOVE TO SITE		
REPLACE/REPAIR	3	274,450
RE-ROOF / SIDE ONLY		
TOTAL	32	\$5,063,891.25

MOBILE HOMES	ISSUED	VALUATION
NEW - MOBILE HOME	7	503,226
ADDITION TO MOB		
CONVERT TO STORAGE		
REPLACEMENT	2	5,000
TEMP MOBILE		
TOTAL	9	\$508,226.00

DETACHED BUILDINGS	ISSUED	VALUATION
NEW - AG BARN / STORAGE	9	34,718
NEW - GARAGE	1	37,300
NEW - OTHER TYPE BLDG		
NEW - OTHER TYPE STRUCTURES	3	55,062
NEW - STORAGE	4	148,320
ADDITION / REMODEL	2	2,000
CONVERT TO OTHER		
DEMOLITION (DETACHED)	1	15,000
MOVE TO SITE		
REPLACE / REPAIR	1	15,930
RE-ROOF ONLY		
TOTAL	21	\$308,329.50

COMMERCIAL	ISSUED	VALUATION
NEW - 3 - 4 UNIT APARTMENTS		
NEW - 5 + UNIT APARTMENTS		
NEW - AIRPORT FACILITIES		
NEW - AMUSEMENT, SOCIAL, REC		
NEW - CHURCHES & OTH RELIGIOUS		
NEW - FIRE STATIONS / MEDIC ONE		
NEW - HOSPITALS / INSTITUTIONAL		
NEW - HOTEL / MOTEL / TOUR. CAB		
NEW - INDUSTRIAL		
NEW - MIXED USE		
NEW - OFFICE, BANKS, PROF		
NEW - OTHER PORTABLES		
NEW - OTHER TYPE BLDGS		
NEW - OTHER TYPE STRUCTURES	2	34,718
NEW - PORTABLE CLASSROOM		
NEW - PUBLIC WORKS & UTILITY		
NEW - SCHOOLS & OTHER ED		
NEW - STORAGE BLDGS	1	37,300
NEW - STORES & CUSTOMER SERV		
NEW - WAREHOUSE		
ADDITION / REMODEL	2	120,000
CHANGE OF USE / TEN IMPROV / OCC	1	-
CONVERT		
DEMOLITION (COMMERCIAL)	1	25,000
MOVE TO SITE		
REPLACE / REPAIR		
RE-ROOF ONLY		
TOTAL	7	\$217,017.50

MONTHLY TOTAL	
ISSUED	VALUATION
69	\$6,097,464.25

YEAR TO DATE	
ISSUED	VALUATION
294	79,279,228
4	1,589,867
118	6,624,612
4	143,346
20	145,200
13	1,124,223
453	\$88,906,476.53

MOB	ISSUED	VALUATION
42	2,179,237	
7	270,614	
7	27,100	
56	\$2,476,951.10	

DET	ISSUED	VALUATION
39	2,158,806	
38	1,970,174	
4	100,666	
29	1,833,562	
43	1,565,137	
17	251,986	
1	5,000	
9	41,800	
11	165,434	
1	18,000	
192	\$8,110,564.14	

COM	ISSUED	VALUATION
3	1,552,241	
3	606,844	
1	205,000	
1	83,000	
26	1,895,803	
1	20,000	
6	787,328	
3	1,694,036	
16	647,517	
21	168,360	
3	167,000	
23	4,980,275	
1	9,170	
108	\$12,816,574.30	

YEARLY TOTAL	
ISSUED	VALUATION
809	\$112,310,566.07



YEAR TO DATE

**BLDG PERMITS
 VALUATION**

in thousands

October

**Comparing
 2017 to 2018**

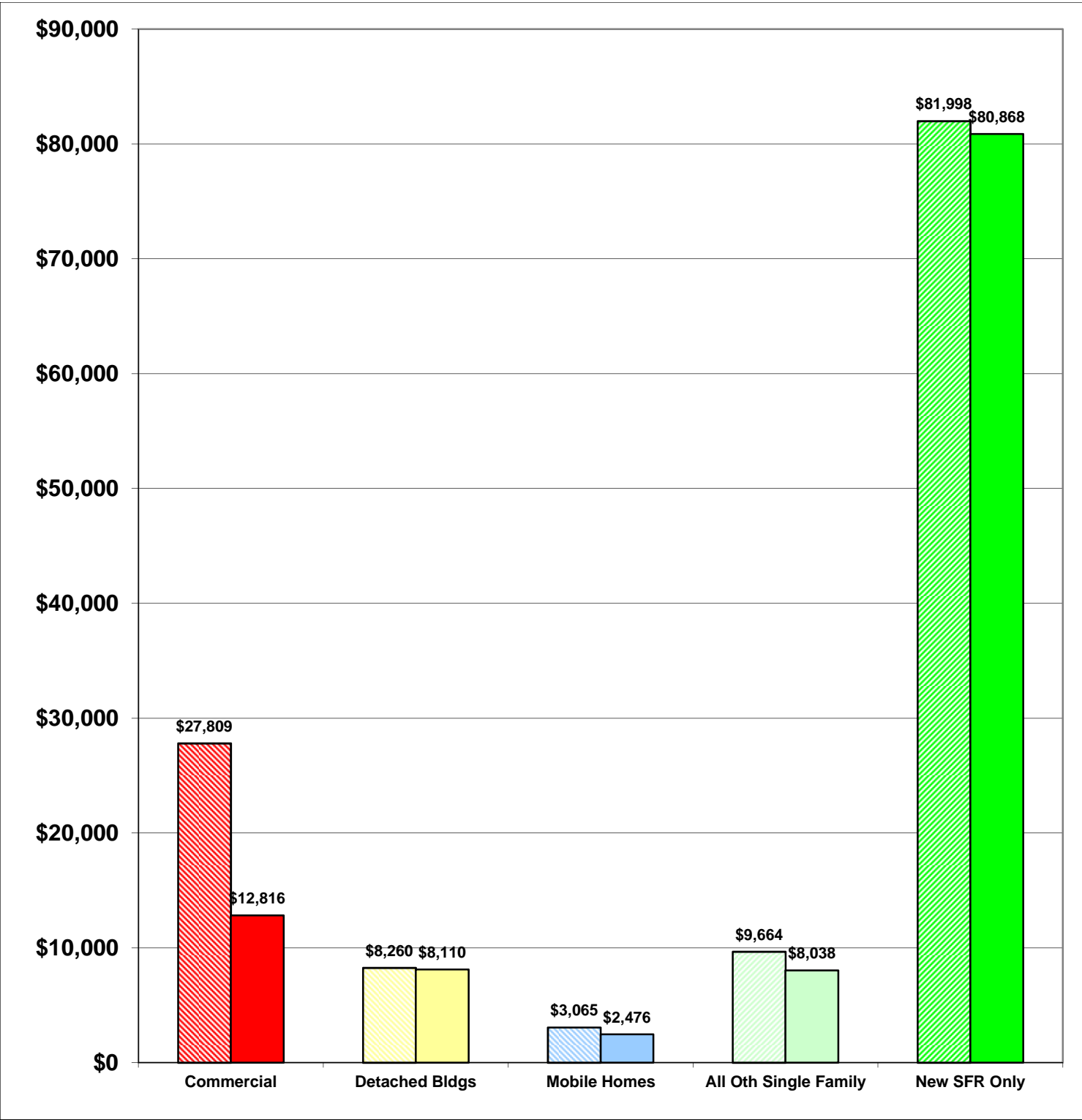
**2017 \$130,796
 2018 \$112,308**

-14%

Total Increase

Stripe = 2017 Solid = 2018

Year to Date Valuation Report
 October-18





BLDG PERMITS ISSUED

October

Comparing
2017 to 2018

Oct-17 62

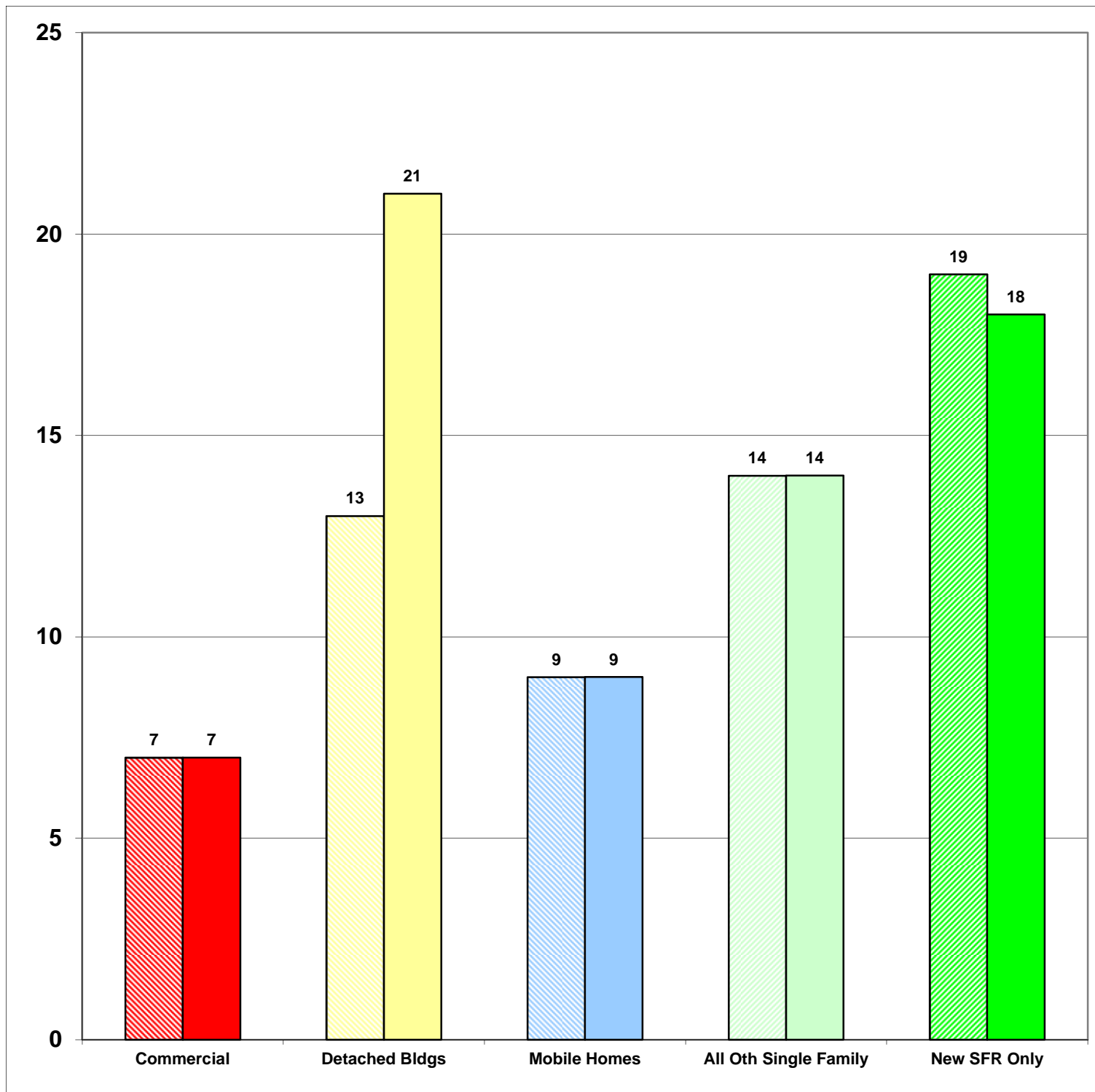
Oct-18 69

11%

Total Increase

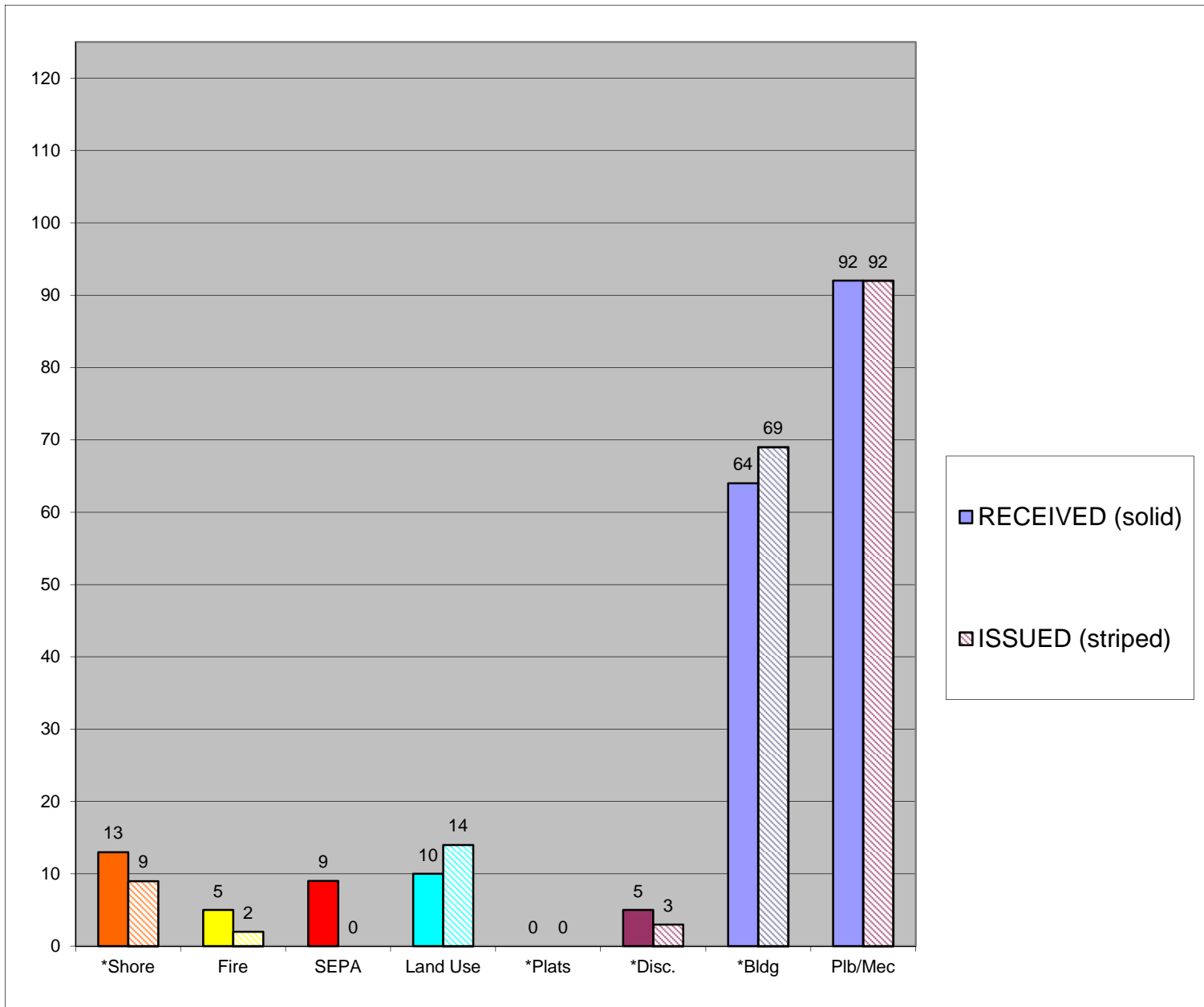
Stripe = 2017 Solid = 2018

Monthly Report
October-18





**CASES
RECEIVED
and
ISSUED
2018
October**



Stripe = Issued
Solid = Received

Monthly Permit Report
October-18

- *Shore = SHC, SHR, SHV, SHX
- *Plats = LSS, SSS, BSP, PUD, MDP
- *Land Use = ADM, APL, CUP, NON, VAR
- *Bldg = COM, DET, MOB, SFR



YEAR TO DATE

**BLDG PERMITS
ISSUED**

JAN - DEC

**Comparing
2017 to 2018**

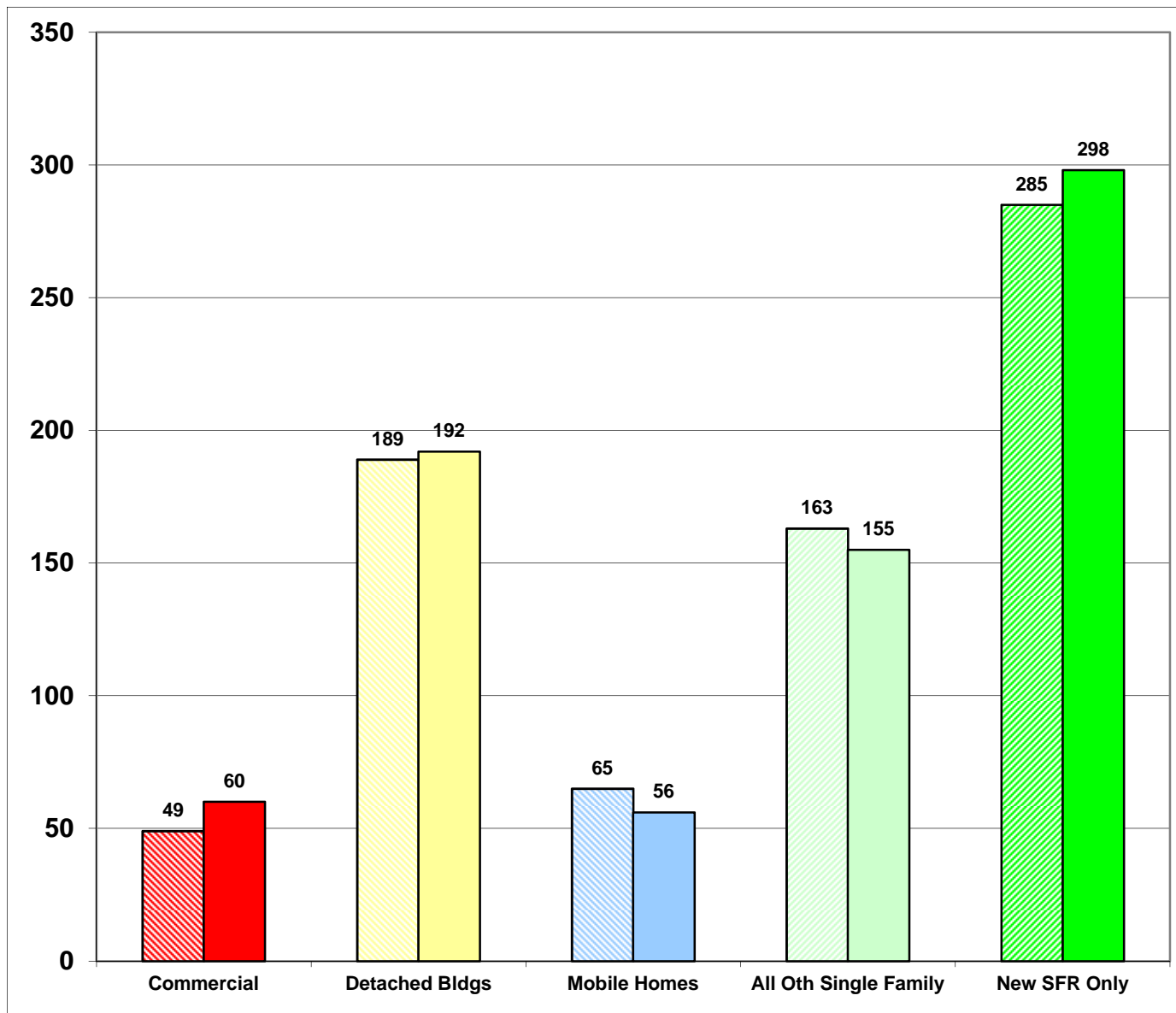
2017	751
2018	761

1%

Total Increase

Stripe = 2017 Solid = 2018

Year to Date Report
October-18





YEAR TO DATE

**BLDG PERMITS
APPLIED FOR**

JAN - DEC

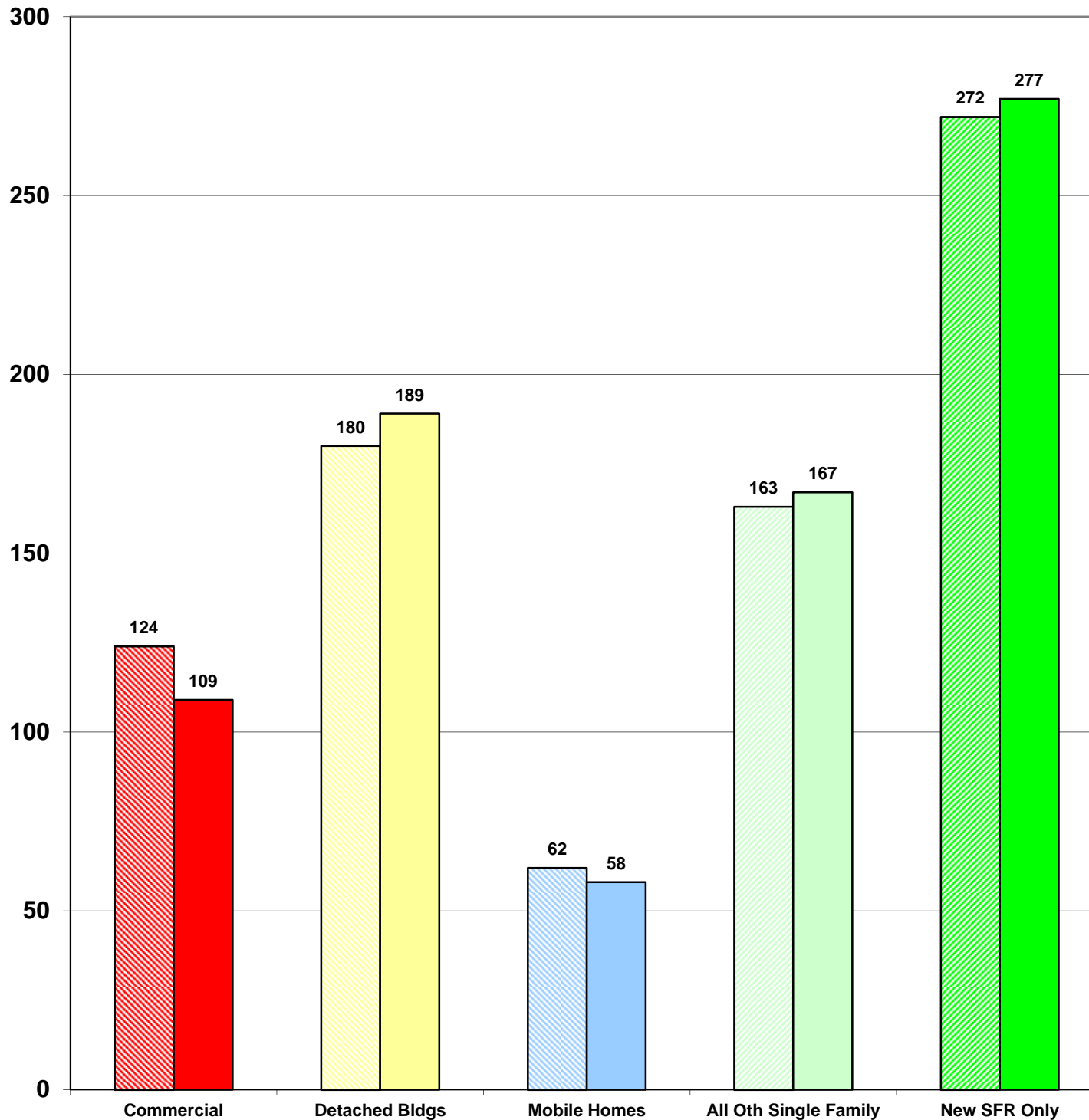
**Comparing
2017 to 2018**

2017	801
2018	800

**0%
Total Increase**

Stripe = 2017 Solid = 2018

Year to Date Report
October-18





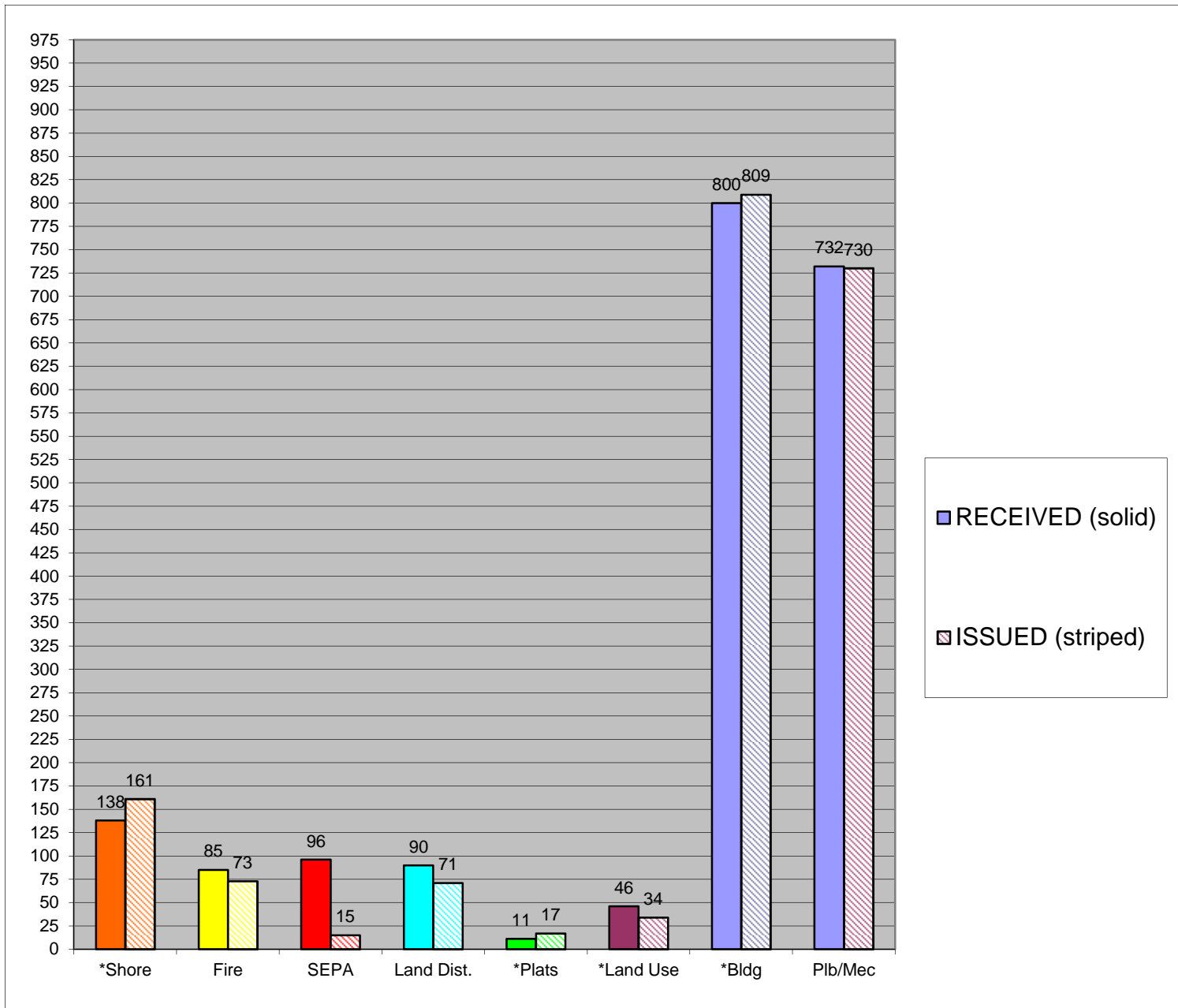
YEAR TO DATE

**CASES
RECEIVED
and
ISSUED**

JAN - DEC

Stripe = Issued
Solid = Received

Year to Date Report
October-18



- *Shore = SHC, SHR, SHV, SHX
- *Plats = LSS, SSS, BSP, PUD, MDP
- *Land Use = ADM, APL, CUP, NON, VAR
- *Bldg = COM, DET, MOB, SFR