

Permit Activity, December 18

WHATCOM COUNTY PLANNING & DEVELOPMENT
2018 December



CURRENT MONTH		
SINGLE FAMILY RESIDENCES	ISSUED	VALUATION
NEW - RESIDENTIAL	11	2,393,982
NEW - DUPLEX		
ADDITION/REMODEL	2	175,392
CONVERT TO LIVING		
DEMOLITION (SINGLE FAMILY)	1	5,000
MOVE TO SITE		
REPLACE/REPAIR	1	-
RE-ROOF / SIDE ONLY		
TOTAL	15	\$2,574,373.80

MOBILE HOMES	ISSUED	VALUATION
NEW - MOBILE HOME	1	87,480
ADDITION TO MOB		
CONVERT TO STORAGE		
REPLACEMENT		
TEMP MOBILE		
TOTAL	1	\$87,480.00

DETACHED BUILDINGS	ISSUED	VALUATION
NEW - AG BARN / STORAGE	3	167,400
NEW - GARAGE	1	54,000
NEW - OTHER TYPE BLDG	2	158,183
NEW - OTHER TYPE STRUCTURES	1	21,060
NEW - STORAGE	3	130,433
ADDITION / REMODEL		
CONVERT TO OTHER		
DEMOLITION (DETACHED)	1	2,000
MOVE TO SITE		
REPLACE / REPAIR		
RE-ROOF ONLY		
TOTAL	11	\$533,075.70

COMMERCIAL	ISSUED	VALUATION
NEW - 3 - 4 UNIT APARTMENTS		
NEW - 5 + UNIT APARTMENTS		
NEW - AIRPORT FACILITIES		
NEW - AMUSEMENT, SOCIAL, REC		
NEW - CHURCHES & OTH RELIGIOUS		
NEW - FIRE STATIONS / MEDIC ONE		
NEW - HOSPITALS / INSTITUTIONAL		
NEW - HOTEL / MOTEL / TOUR. CAB		
NEW - INDUSTRIAL		
NEW - MIXED USE		
NEW - OFFICE, BANKS, PROF		
NEW - OTHER PORTABLES		
NEW - OTHER TYPE BLDGS		
NEW - OTHER TYPE STRUCTURES		
NEW - PORTABLE CLASSROOM		
NEW - PUBLIC WORKS & UTILITY		
NEW - SCHOOLS & OTHER ED		
NEW - STORAGE BLDGS	1	34,066
NEW - STORES & CUSTOMER SERV		
NEW - WAREHOUSE		
ADDITION / REMODEL	4	35,000
CHANGE OF USE / TEN IMPROV / OCC		
CONVERT		
DEMOLITION (COMMERCIAL)		
MOVE TO SITE		
REPLACE / REPAIR	1	-
RE-ROOF ONLY		
TOTAL	6	\$69,066.00

MONTHLY TOTAL	
ISSUED	VALUATION
33	\$3,263,995.50

YEAR TO DATE	
ISSUED	VALUATION
321	86,090,829
4	1,589,867
128	7,398,960
4	143,346
22	152,200
0	
15	1,124,223
494	\$96,499,425.43

MOB	ISSUED	VALUATION
	44	2,338,341
	9	369,514
	7	27,100
	60	\$2,734,955.10

DET	ISSUED	VALUATION
	45	2,535,366
	42	2,119,597
	6	258,849
	32	1,906,180
	48	1,869,584
	18	301,936
	1	5,000
	11	44,800
	11	165,434
	1	18,000
	215	\$9,224,746.74

COM	ISSUED	VALUATION
	3	1,552,241
	3	606,844
	1	205,000
	1	83,000
	27	1,907,803
	1	20,000
	7	821,394
	1	176,282
	3	1,694,036
	22	691,217
	22	248,360
	3	167,000
	24	4,980,275
	1	9,170
	119	\$13,162,622.22

YEARLY TOTAL	
ISSUED	VALUATION
888	\$121,621,749.49



YEAR TO DATE

**BLDG PERMITS
 VALUATION**

in thousands

December

**Comparing
 2017 to 2018**

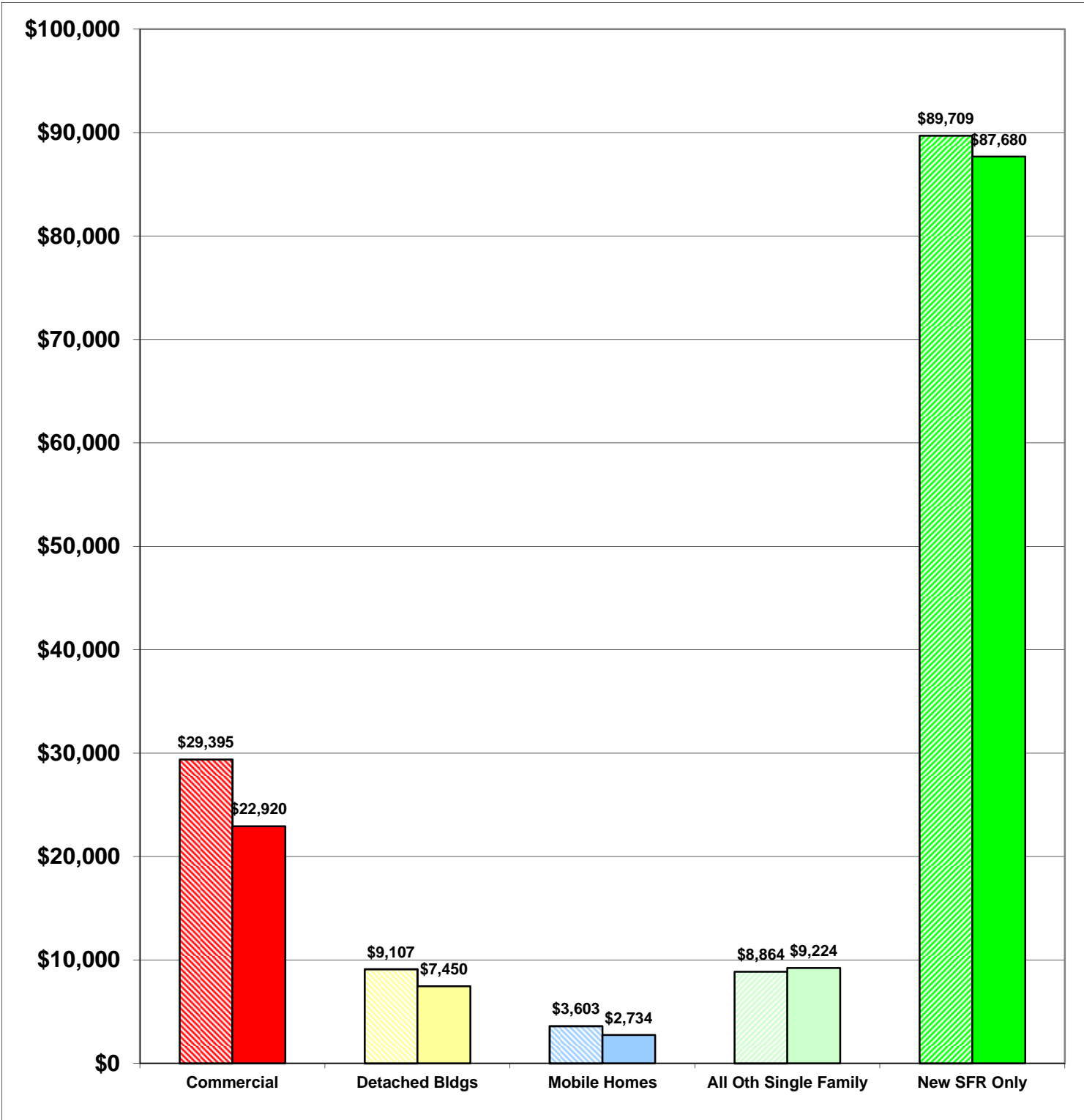
**2017 \$140,678
 2018 \$130,008**

-8%

Total Increase

Stripe = 2017 Solid = 2018

Year to Date Valuation Report
 December-18





BLDG PERMITS ISSUED

December

Comparing
2017 to 2018

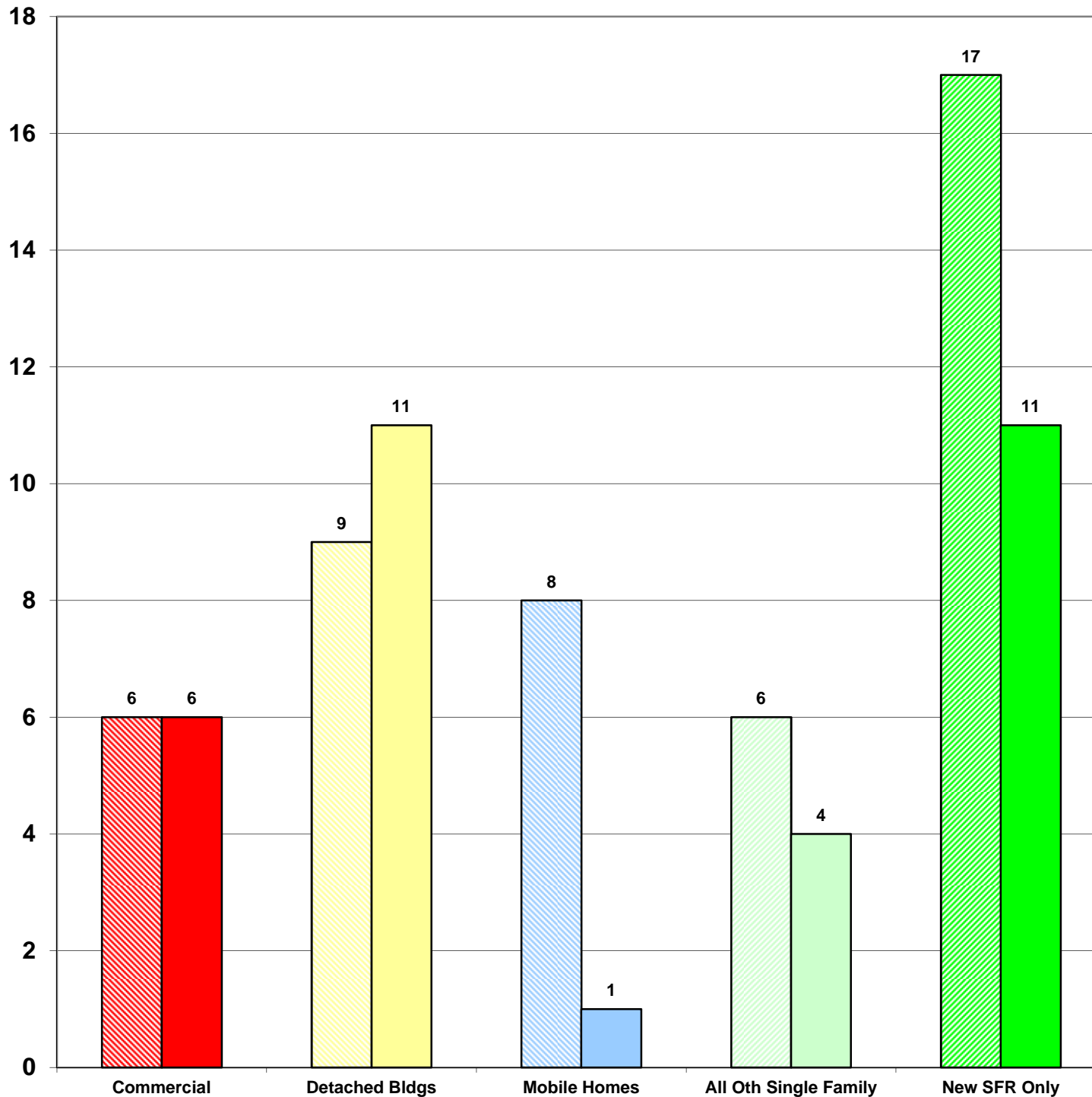
Dec-17	46
Dec-18	33

-28%

Total Increase

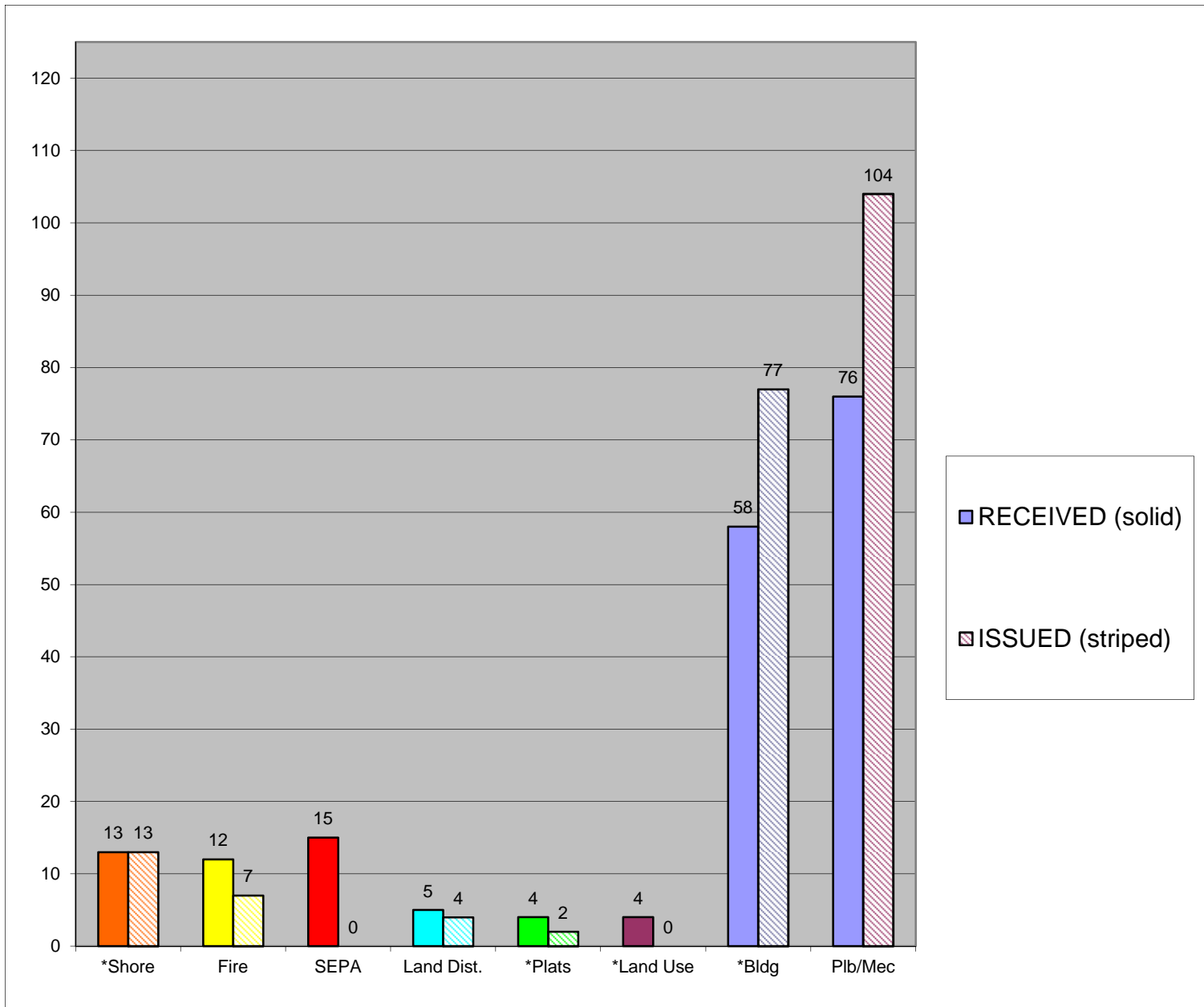
Stripe = 2017 Solid = 2018

Monthly Report
December-18





**CASES
 RECEIVED
 and
 ISSUED
 2018
 December**



Stripe = Issued
 Solid = Received

Monthly Permit Report
 December-18

*Shore = SHC, SHR, SHV, SHX
 *Plats = LSS, SSS, BSP, PUD, MDP
 *Land Use = ADM, APL, CUP, NON, VAR
 *Bldg = COM, DET, MOB, SFR



YEAR TO DATE

**BLDG PERMITS
ISSUED**

JAN - DEC

**Comparing
2017 to 2018**

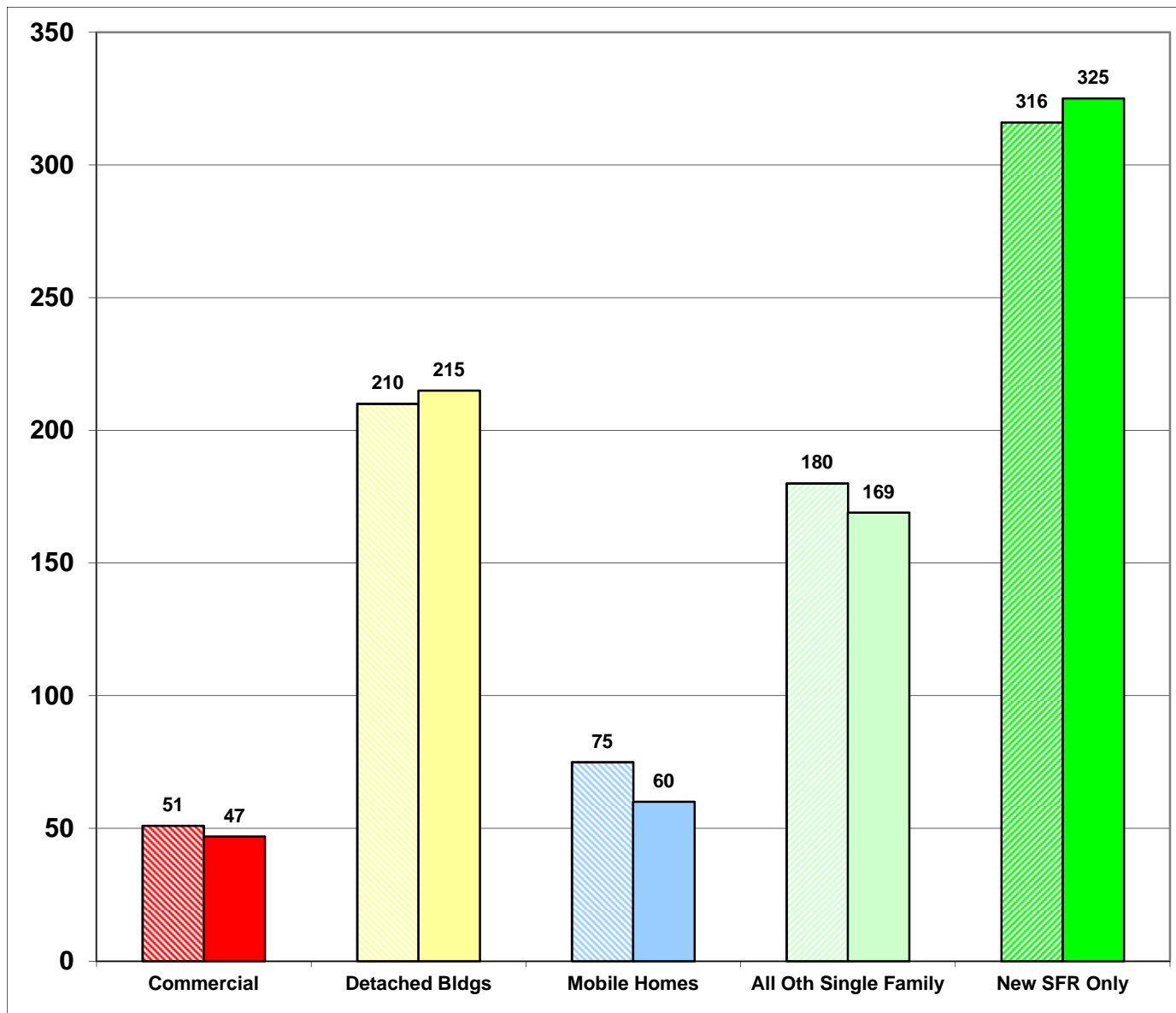
2017	832
2018	816

-2%

Total Increase

Stripe = 2017 Solid = 2018

Year to Date Report
December-18





YEAR TO DATE

**BLDG PERMITS
APPLIED FOR**

JAN - DEC

**Comparing
2017 to 2018**

2017 909

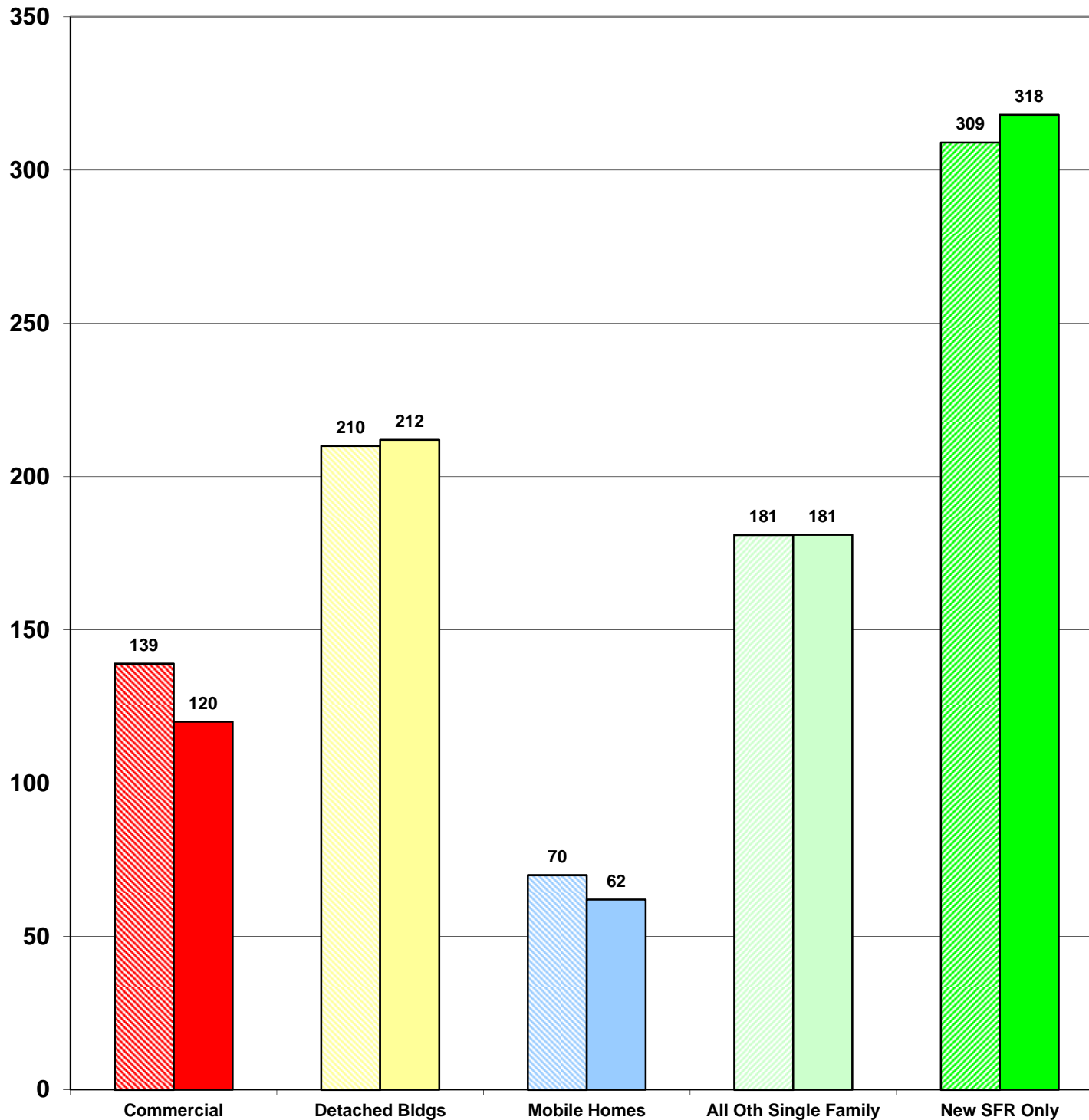
2018 893

-2%

Total Increase

Stripe = 2017 Solid = 2018

**Year to Date Report
December-18**





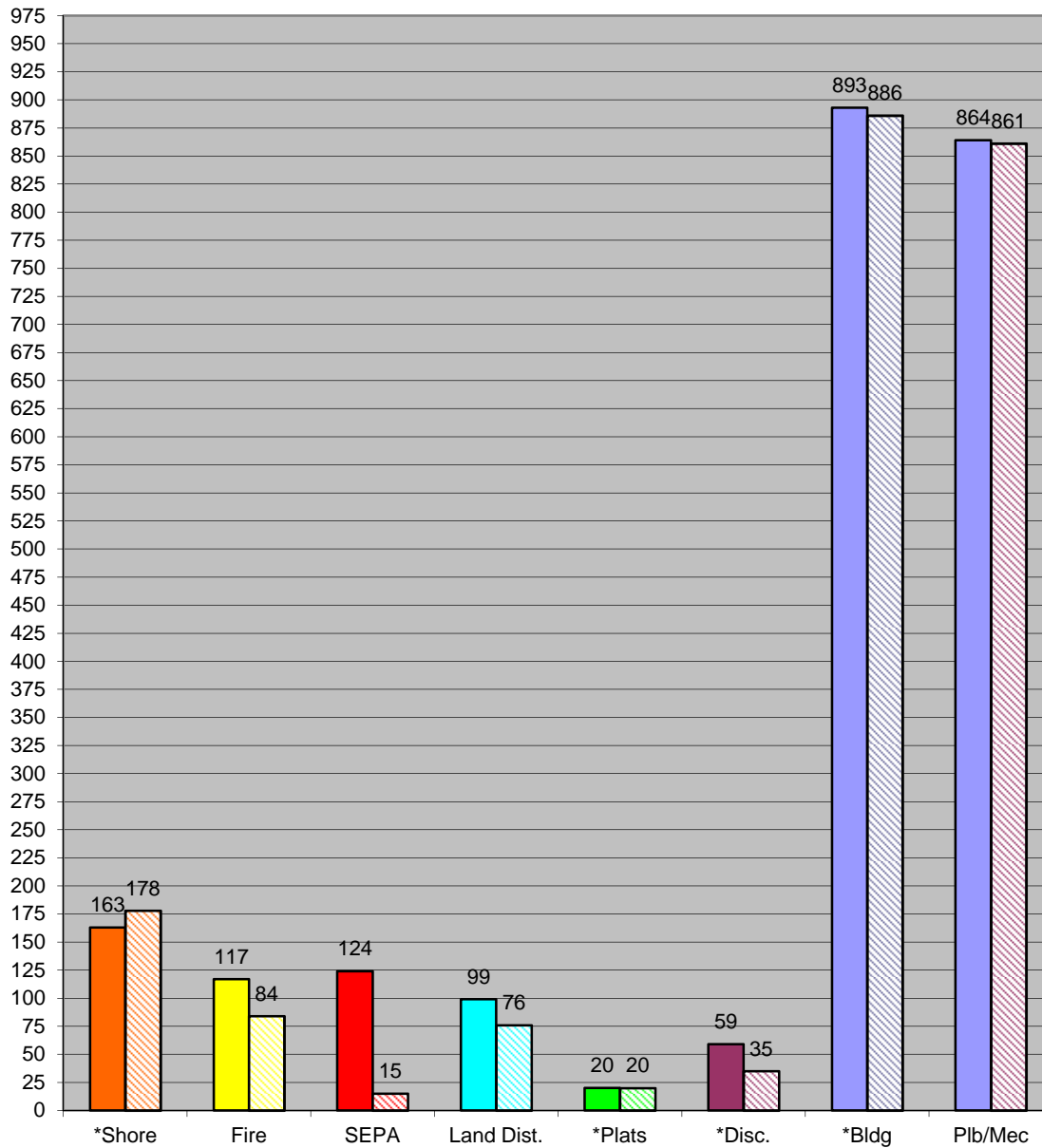
YEAR TO DATE

**CASES
 RECEIVED
 and
 ISSUED**

JAN - DEC

Stripe = Issued
Solid = Received

Year to Date Report
 December-18



- *Shore = SHC, SHR, SHV, SHX
- *Plats = LSS, SSS, BSP, PUD, MDP
- *Disc = ADM, APL, CUP, NON, VAR
- *Bldg = COM, DET, MOB, SFR