

# Permit Activity, January 19

WHATCOM COUNTY PLANNING & DEVELOPMENT  
2019 January



CURRENT MONTH		
SINGLE FAMILY RESIDENCES	ISSUED	VALUATION
NEW - RESIDENTIAL	32	9,428,805
NEW - DUPLEX		
ADDITION/REMODEL	8	645,243
CONVERT TO LIVING	1	127,219
DEMOLITION (SINGLE FAMILY)	3	17,000
MOVE TO SITE		
REPLACE/REPAIR	3	76,424
RE-ROOF / SIDE ONLY		
<b>TOTAL</b>	<b>47</b>	<b>\$10,294,691.35</b>

YEAR TO DATE	
ISSUED	VALUATION
32	9,428,805
8	645,243
1	127,219
3	17,000
3	76,424
<b>47</b>	<b>\$10,294,691.35</b>

MOBILE HOMES	ISSUED	VALUATION
NEW - MOBILE HOME	6	488,284
ADDITION TO MOB		
CONVERT TO STORAGE		
REPLACEMENT	3	10,000
TEMP MOBILE		
<b>TOTAL</b>	<b>9</b>	<b>\$498,283.92</b>

ISSUED	VALUATION
6	488,284
3	10,000
<b>9</b>	<b>\$498,283.92</b>

DETACHED BUILDINGS	ISSUED	VALUATION
NEW - AG BARN / STORAGE	3	283,680
NEW - GARAGE	2	64,840
NEW - OTHER TYPE BLDG	4	237,428
NEW - OTHER TYPE STRUCTURES	1	18,000
NEW - STORAGE	1	55,200
ADDITION / REMODEL	2	43,908
CONVERT TO OTHER		
DEMOLITION (DETACHED)	2	8,000
MOVE TO SITE		
REPLACE / REPAIR	1	28,110
RE-ROOF ONLY		
<b>TOTAL</b>	<b>16</b>	<b>\$739,166.00</b>

ISSUED	VALUATION
3	283,680
2	64,840
4	237,428
1	18,000
1	55,200
2	43,908
2	8,000
1	28,110
<b>16</b>	<b>\$739,166.00</b>

COMMERCIAL	ISSUED	VALUATION
NEW - 3 - 4 UNIT APARTMENTS		
NEW - 5 + UNIT APARTMENTS		
NEW - AIRPORT FACILITIES		
NEW - AMUSEMENT, SOCIAL, REC		
NEW - CHURCHES & OTH RELIGIOUS		
NEW - FIRE STATIONS / MEDIC ONE		
NEW - HOSPITALS / INSTITUTIONAL		
NEW - HOTEL / MOTEL / TOUR. CAB		
NEW - INDUSTRIAL		
NEW - MIXED USE		
NEW - OFFICE, BANKS, PROF		
NEW - OTHER PORTABLES		
NEW - OTHER TYPE BLDGS		
NEW - OTHER TYPE STRUCTURES		
NEW - PORTABLE CLASSROOM		
NEW - PUBLIC WORKS & UTILITY		
NEW - SCHOOLS & OTHER ED		
NEW - STORAGE BLDGS		
NEW - STORES & CUSTOMER SERV		
NEW - WAREHOUSE		
ADDITION / REMODEL	2	37,000
CHANGE OF USE / TEN IMPROV / OCC	1	4,000
CONVERT		
DEMOLITION (COMMERCIAL)	1	3,000
MOVE TO SITE		
REPLACE / REPAIR	3	65,000
RE-ROOF ONLY		
<b>TOTAL</b>	<b>7</b>	<b>\$109,000.00</b>

ISSUED	VALUATION
2	37,000
1	4,000
1	3,000
3	65,000
<b>7</b>	<b>\$109,000.00</b>

MONTHLY TOTAL	
ISSUED	VALUATION
79	\$11,641,141.27

YEARLY TOTAL	
ISSUED	VALUATION
79	\$11,641,141.27



**YEAR TO DATE**

**BLDG PERMITS  
VALUATION**

in thousands

**January**

**Comparing  
2018 to 2019**

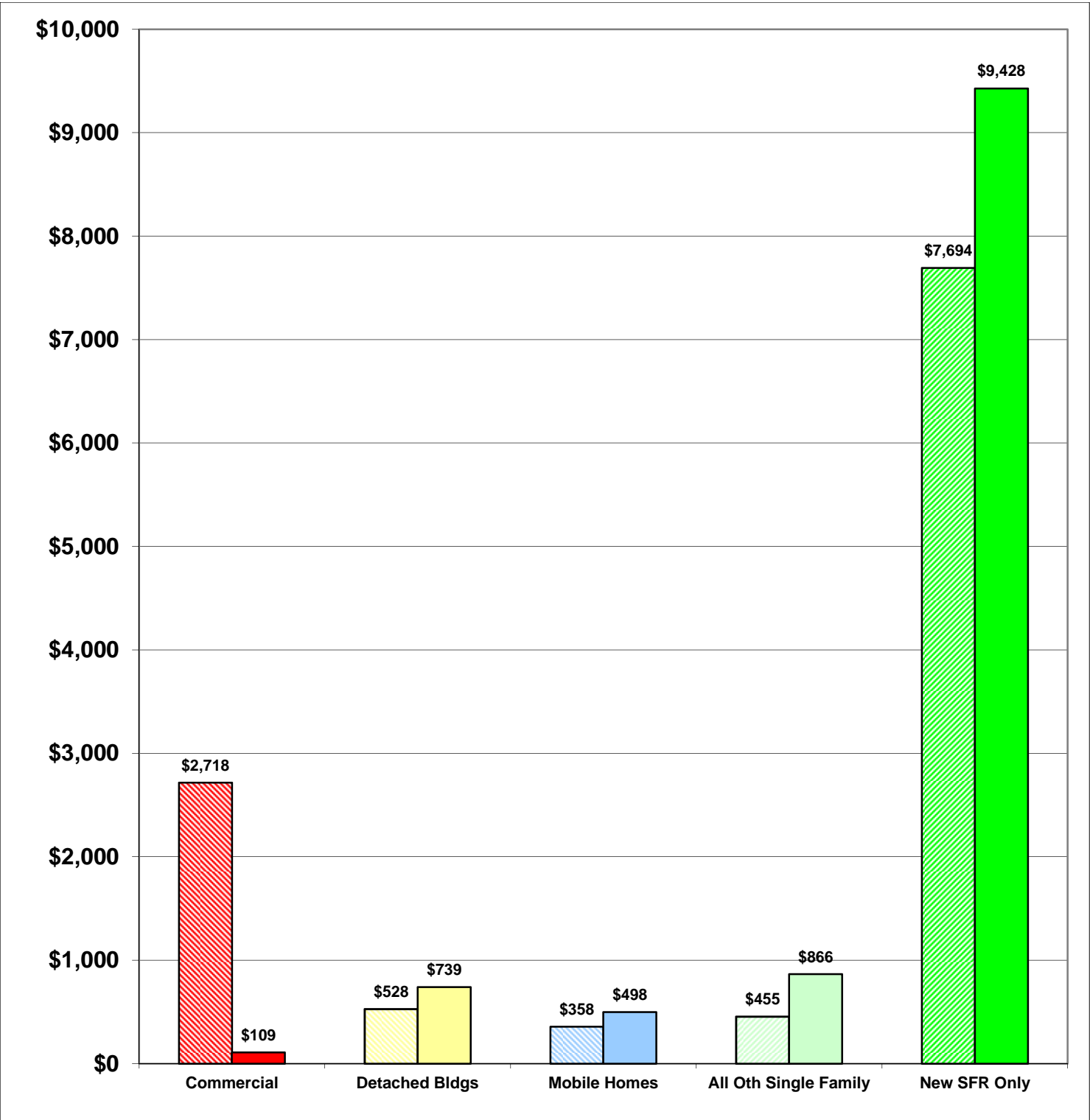
**2018     \$11,753  
2019     \$11,640**

**-1%**

**Total Increase**

**Stripe = 2018    Solid = 2019**

Year to Date Valuation Report  
January-19





## BLDG PERMITS ISSUED

January

Comparing  
2018 to 2019

Jan-18 66

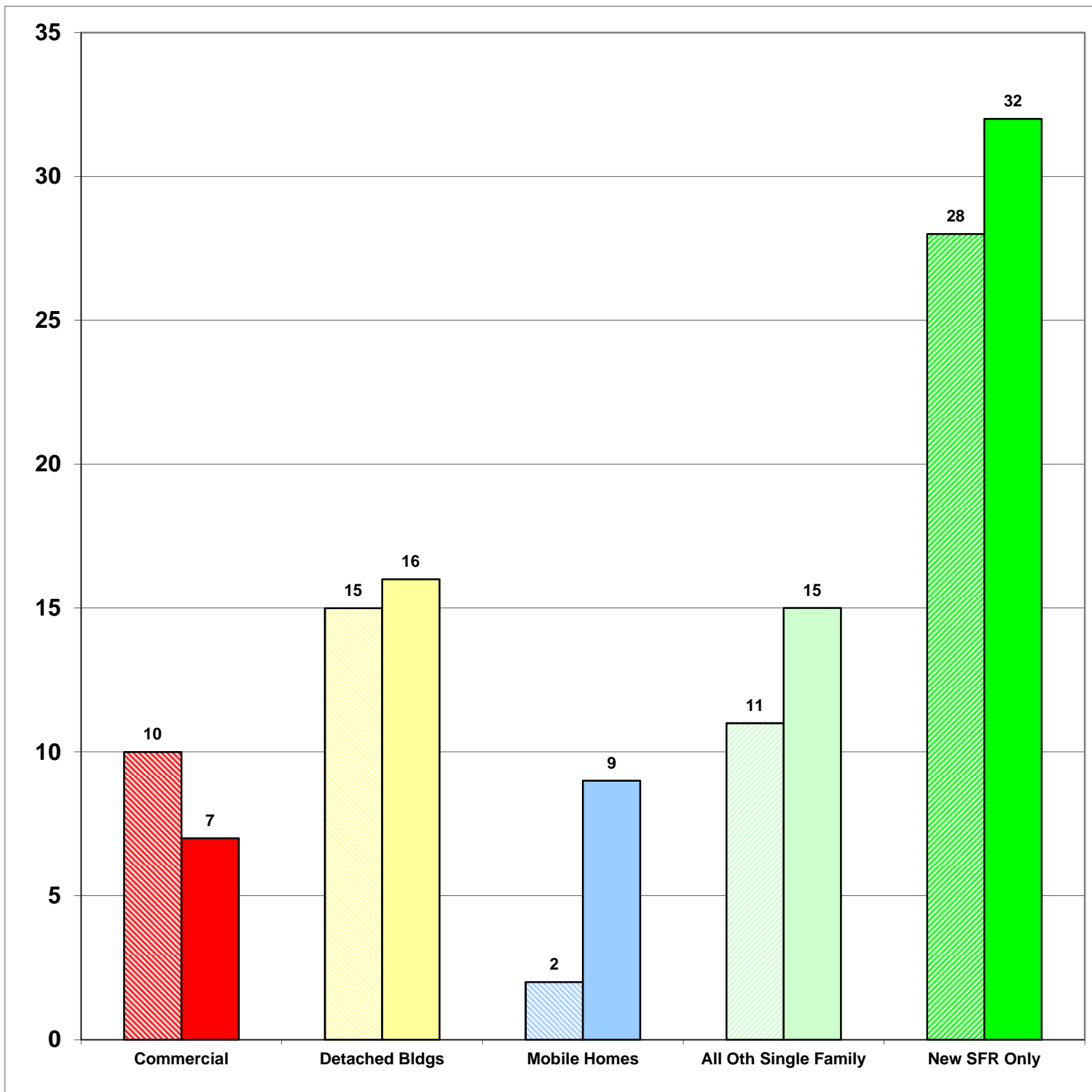
Jan-19 79

20%

Total Increase

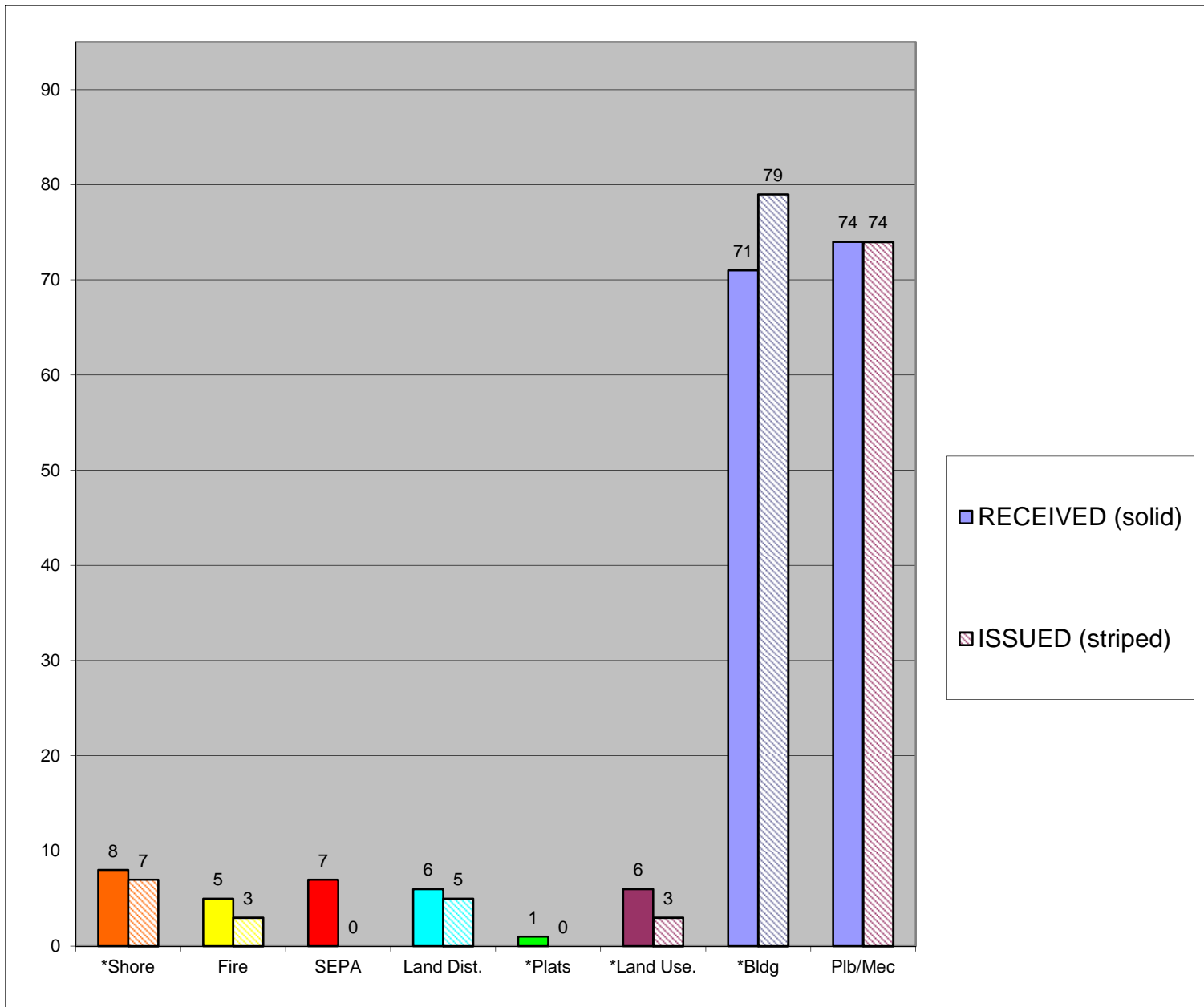
Stripe = 2018 Solid = 2019

Monthly Report  
January-19





**CASES  
 RECEIVED  
 and  
 ISSUED  
 2018  
 January**



Stripe = Issued  
 Solid = Received

Monthly Permit Report  
 January-19

\*Shore = SHC, SHR, SHV, SHX  
 \*Plats = LSS, SSS, BSP, PUD, MDP  
 \*Land Use = ADM, APL, CUP, NON, VAR  
 \*Bldg = COM, DET, MOB, SFR



**YEAR TO DATE**

**BLDG PERMITS  
ISSUED**

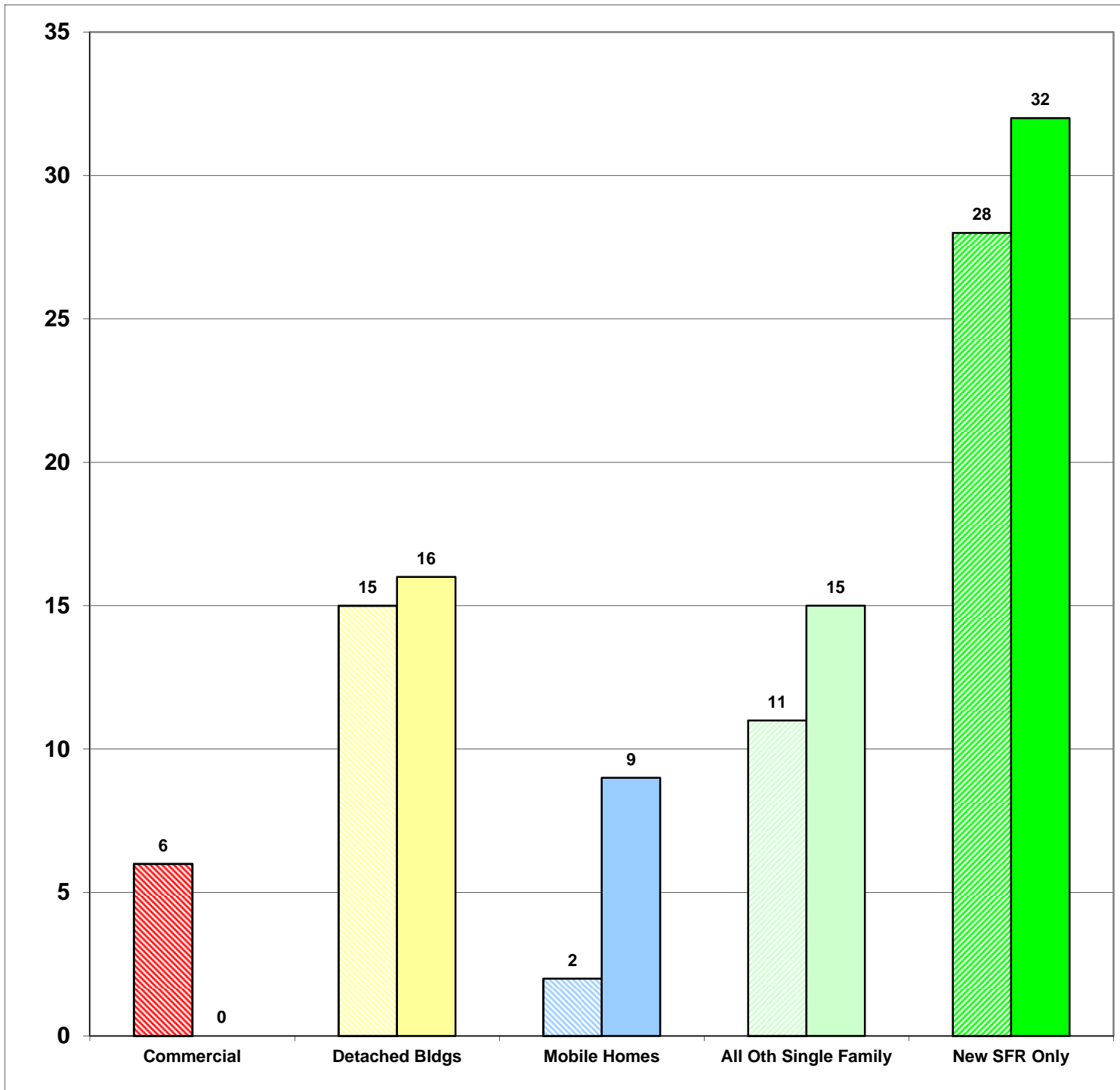
**JAN - DEC**

**Comparing  
2018 to 2019**

<b>2018</b>	<b>62</b>
<b>2019</b>	<b>72</b>

**16%  
Total Increase**

Stripe = 2018    Solid = 2019





**YEAR TO DATE**

**BLDG PERMITS  
APPLIED FOR**

**JAN - DEC**

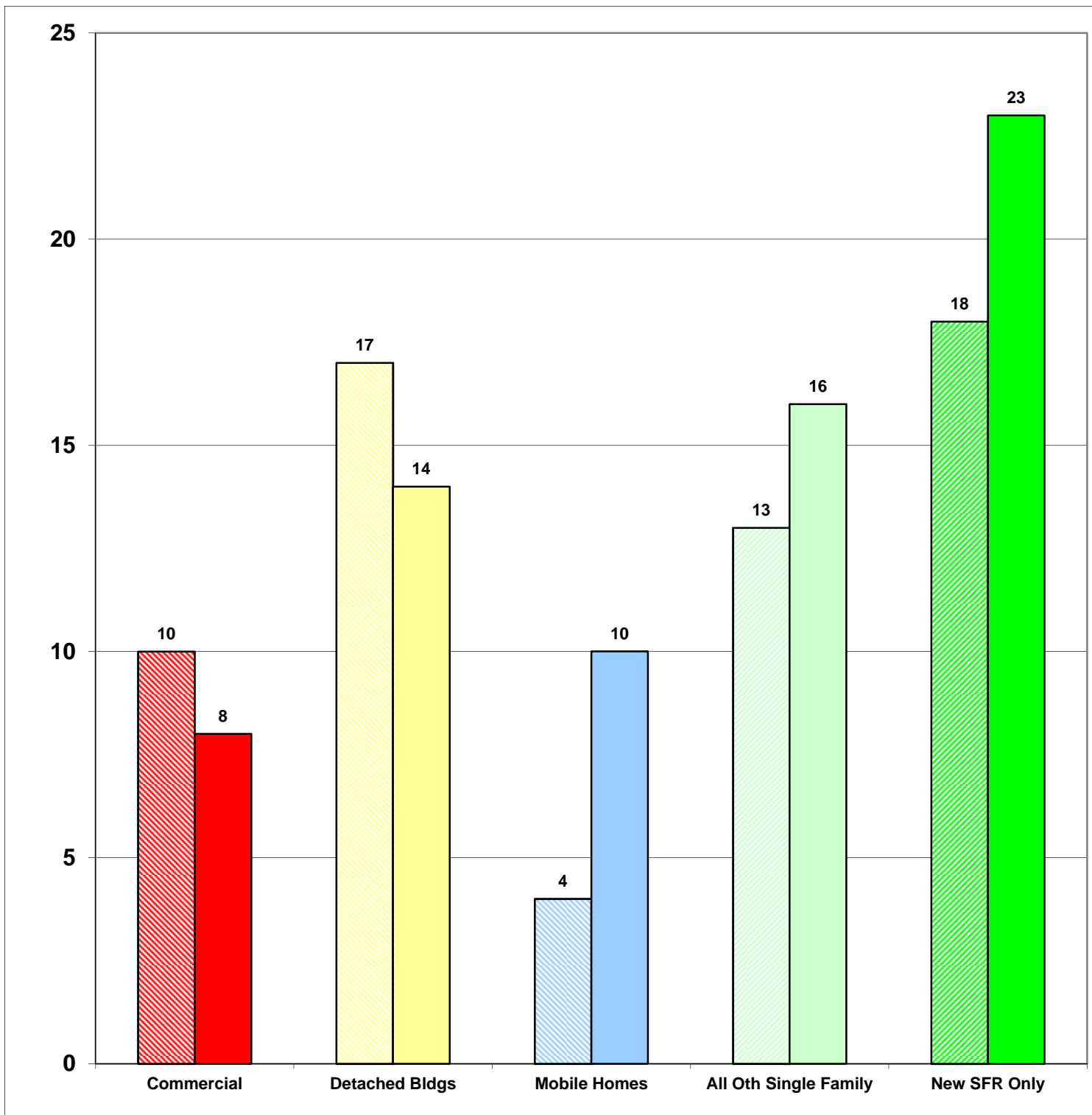
**Comparing  
2018 to 2019**

<b>2018</b>	<b>62</b>
<b>2019</b>	<b>71</b>

**15%  
Total Increase**

**Stripe = 2018    Solid = 2019**

Year to Date Report  
January-19





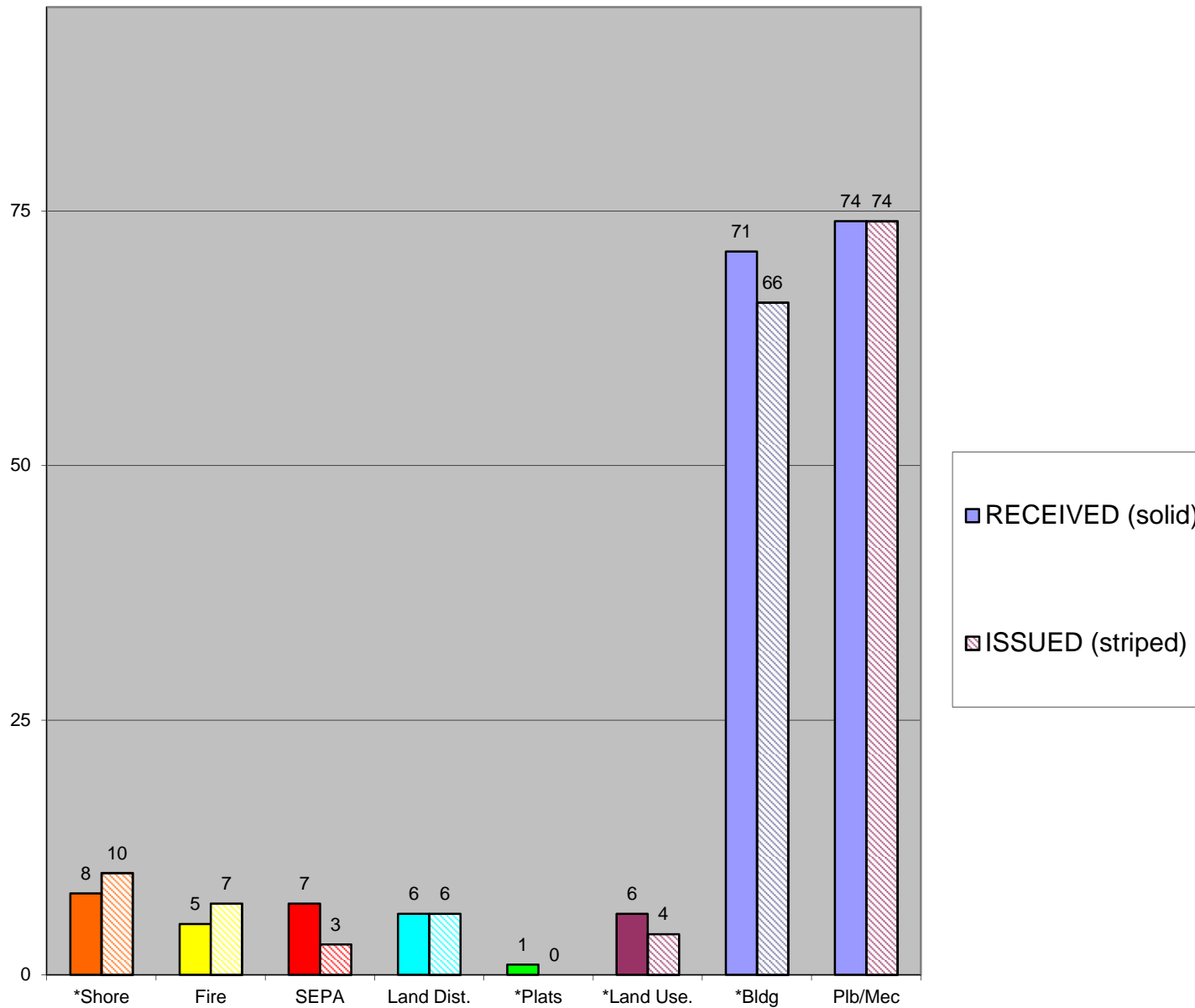
**YEAR TO DATE**

**CASES  
RECEIVED  
and  
ISSUED**

**JAN - DEC**

**Stripe = Issued**  
**Solid = Received**

Year to Date Report  
January-19



\*Shore = SHC, SHR, SHV, SHX

\*Plats = LSS, SSS, BSP, PUD, MDP

\*Land Use = ADM, APL, CUP, NON, VAR

\*Bldg = COM, DET, MOB, SFR