

# Permit Activity, March 19

WHATCOM COUNTY PLANNING & DEVELOPMENT  
2019 March



CURRENT MONTH		
SINGLE FAMILY RESIDENCES	ISSUED	VALUATION
NEW - RESIDENTIAL	26	6,910,831
NEW - DUPLEX		
ADDITION/REMODEL	14	1,039,468
CONVERT TO LIVING	1	2,000
DEMOLITION (SINGLE FAMILY)	1	7,500
MOVE TO SITE		
REPLACE/REPAIR	1	162,132
RE-ROOF / SIDE ONLY		
<b>TOTAL</b>	<b>43</b>	<b>\$8,121,930.80</b>

SFR

YEAR TO DATE	
ISSUED	VALUATION
75	21,319,028
27	2,048,069
2	129,219
6	230,500
7	276,507
<b>117</b>	<b>\$24,003,322.85</b>

MOBILE HOMES	ISSUED	VALUATION
NEW - MOBILE HOME	4	363,932
ADDITION TO MOB		
CONVERT TO STORAGE		
REPLACEMENT/DEMO	2	71,100
TEMP MOBILE		
<b>TOTAL</b>	<b>6</b>	<b>\$435,032.00</b>

MOB

ISSUED	VALUATION
14	1,265,352
3	181,524
4	15,000
<b>21</b>	<b>\$1,461,875.92</b>

DETACHED BUILDINGS	ISSUED	VALUATION
NEW - AG BARN / STORAGE	5	239,684
NEW - GARAGE	2	94,368
NEW - OTHER TYPE BLDG		
NEW - OTHER TYPE STRUCTURES	1	17,664
NEW - STORAGE	2	158,688
ADDITION / REMODEL	2	74,940
CONVERT TO OTHER		
DEMOLITION (DETACHED)	3	31,000
MOVE TO SITE		
REPLACE / REPAIR	2	51,256
RE-ROOF ONLY		
<b>TOTAL</b>	<b>17</b>	<b>\$667,600.00</b>

DET

ISSUED	VALUATION
11	1,114,119
5	175,528
6	363,908
5	161,769
4	250,688
5	151,248
7	92,000
4	120,251
<b>47</b>	<b>\$2,429,511.00</b>

COMMERCIAL	ISSUED	VALUATION
NEW - 3 - 4 UNIT APARTMENTS		
NEW - 5 + UNIT APARTMENTS		
NEW - AIRPORT FACILITIES		
NEW - AMUSEMENT, SOCIAL, REC		
NEW - CHURCHES & OTH RELIGIOUS		
NEW - FIRE STATIONS / MEDIC ONE		
NEW - HOSPITALS / INSTITUTIONAL		
NEW - HOTEL / MOTEL / TOUR. CAB		
NEW - INDUSTRIAL		
NEW - MIXED USE		
NEW - OFFICE, BANKS, PROF		
NEW - OTHER PORTABLES	1	5,000
NEW - OTHER TYPE BLDGS		
NEW - OTHER TYPE STRUCTURES	2	150,158
NEW - PORTABLE CLASSROOM		
NEW - PUBLIC WORKS & UTILITY		
NEW - SCHOOLS & OTHER ED		
NEW - STORAGE BLDGS	1	303,966
NEW - STORES & CUSTOMER SERV		
NEW - WAREHOUSE		
ADDITION / REMODEL	3	143,552
CHANGE OF USE / TEN IMPROV / OCC	4	43,052
CONVERT		
DEMOLITION (COMMERCIAL)	1	4,500
MOVE TO SITE		
REPLACE / REPAIR	3	51,523
RE-ROOF ONLY	1	182,236
<b>TOTAL</b>	<b>16</b>	<b>\$883,986.62</b>

COM

ISSUED	VALUATION
1	1,491,600
1	5,000
1	1,300,000
5	675,458
1	303,966
6	195,552
6	82,052
2	7,500
8	136,523
1	182,236
<b>32</b>	<b>\$4,379,886.62</b>

MONTHLY TOTAL	
ISSUED	VALUATION
82	\$10,108,549.42

YEARLY TOTAL	
ISSUED	VALUATION
217	\$32,274,596.39



**YEAR TO DATE**

**BLDG PERMITS  
VALUATION**

in thousands

**March**

**Comparing  
2018 to 2019**

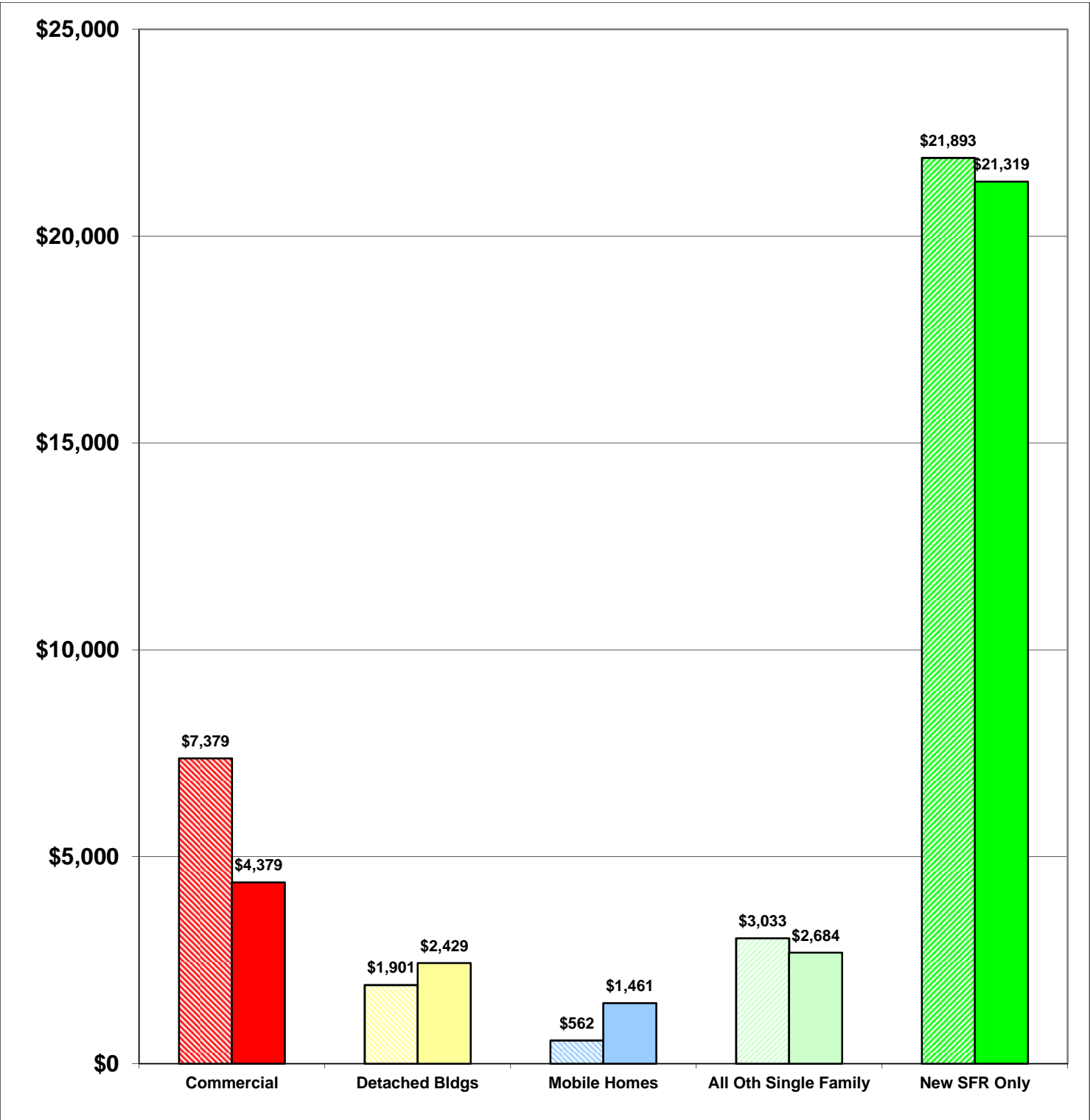
**2018     \$34,768  
2019     \$32,272**

**-7%**

**Total Increase**

**Stripe = 2018    Solid = 2019**

Year to Date Valuation Report  
March-19





## BLDG PERMITS ISSUED

March

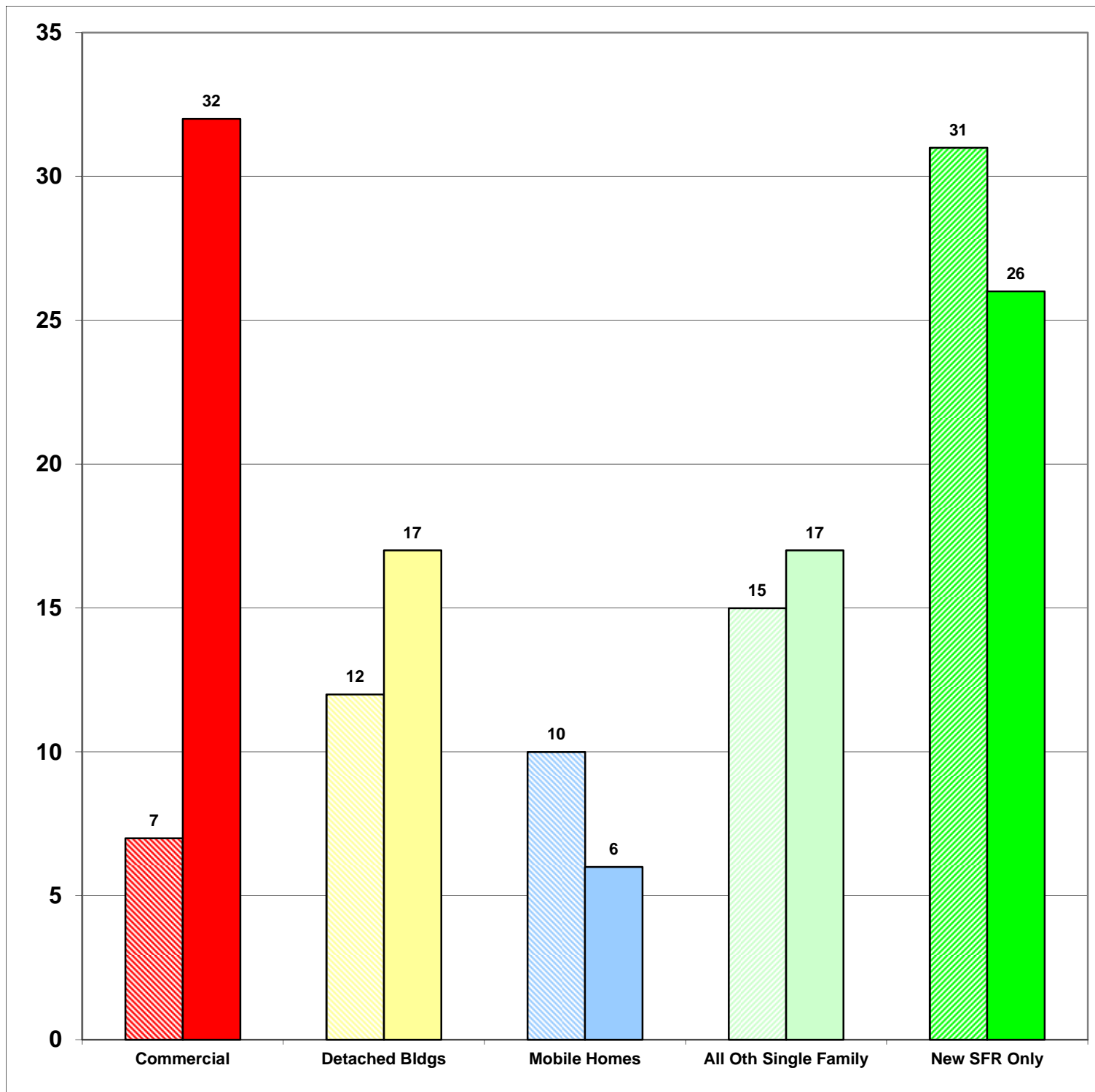
Comparing  
2017 to 2018

Mar-18    75  
Mar-19    98

31%  
Total Increase

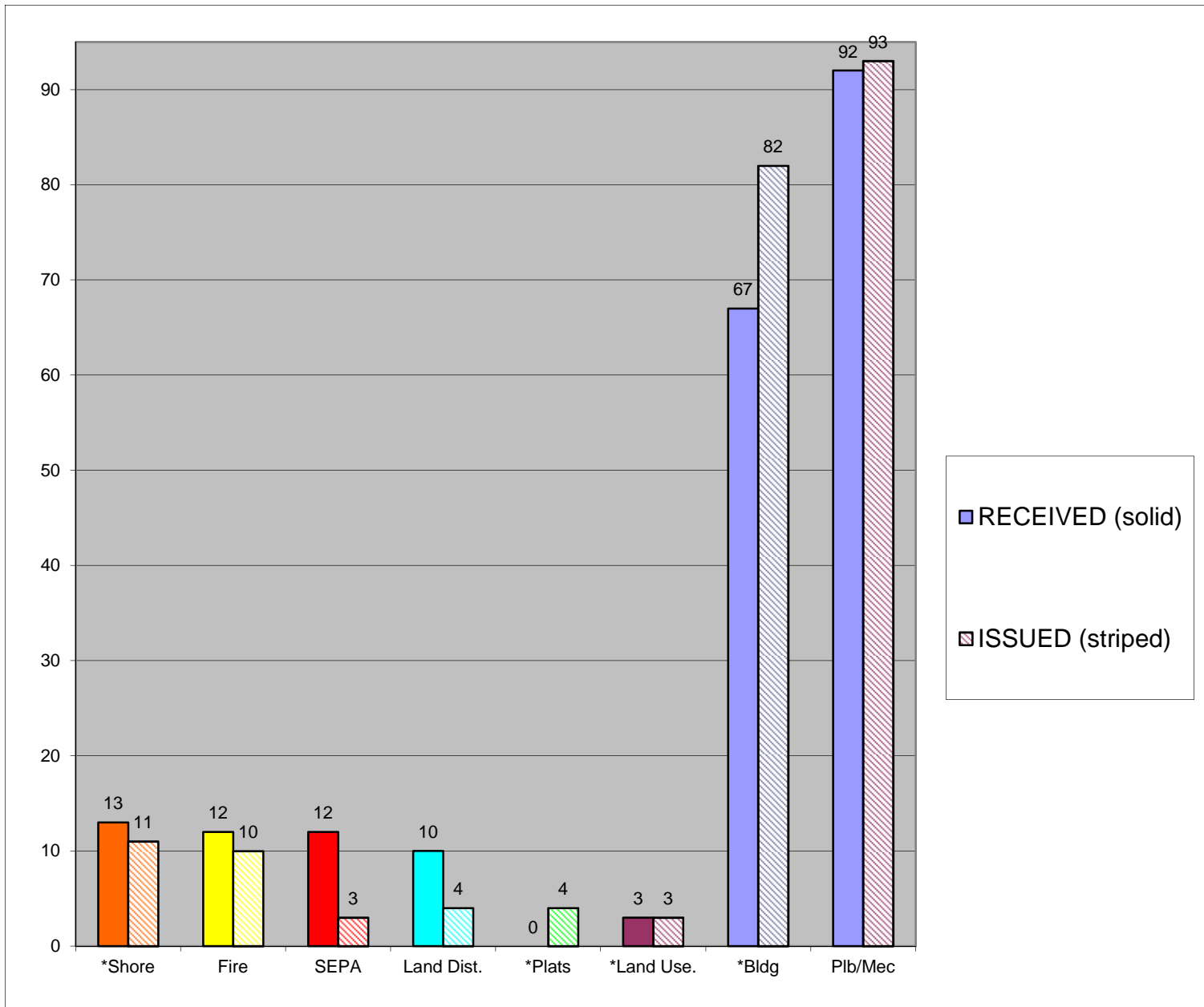
Stripe = 2018    Solid = 2019

Monthly Report  
March-19





**CASES  
 RECEIVED  
 and  
 ISSUED  
 2019  
 March**



Stripe = Issued  
 Solid = Received

Monthly Permit Report  
 March-19

\*Shore = SHC, SHR, SHV, SHX  
 \*Plats = LSS, SSS, BSP, PUD, MDP  
 \*Land Use = ADM, APL, CUP, NON, VAR  
 \*Bldg = COM, DET, MOB, SFR



**YEAR TO DATE**

**BLDG PERMITS  
ISSUED**

**JAN - DEC**

**Comparing  
2018 to 2019**

**2018      190**

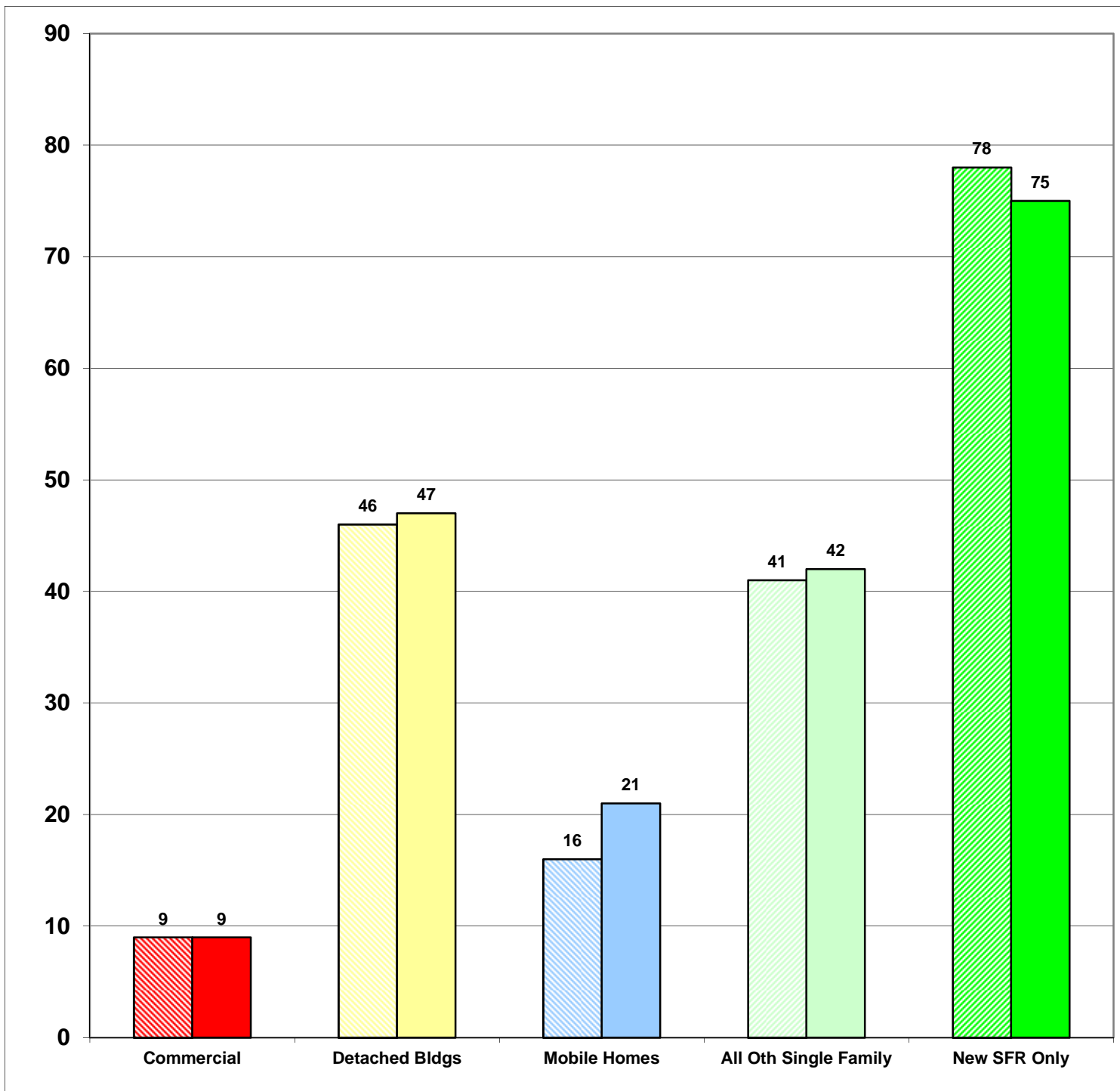
**2019      194**

**2%**

**Total Increase**

**Stripe = 2018    Solid = 2019**

Year to Date Report  
March-19





**YEAR TO DATE**

**BLDG PERMITS  
APPLIED FOR**

**JAN - DEC**

**Comparing  
2018 to 2019**

**2018      205**

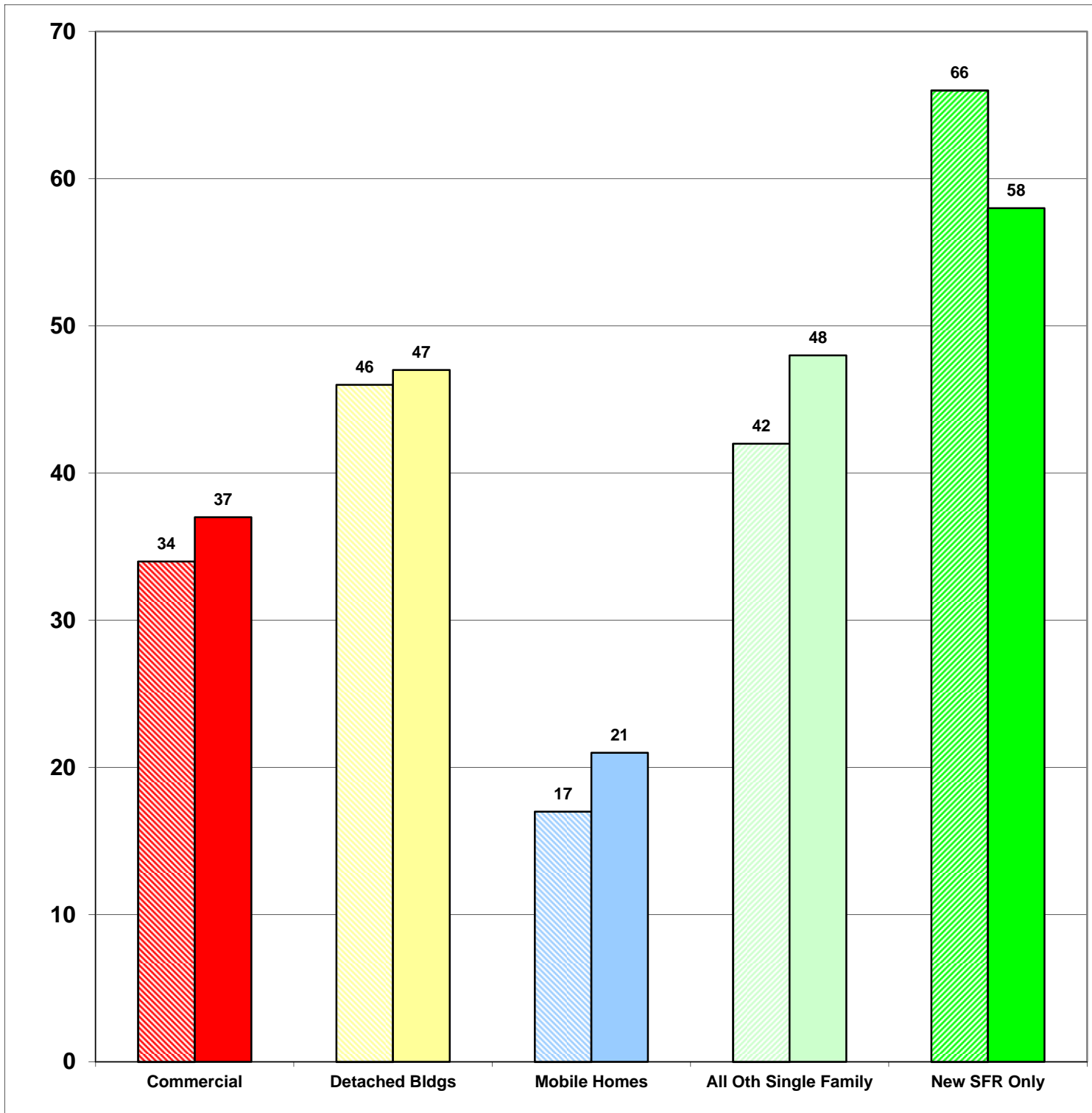
**2019      211**

**3%**

**Total Increase**

**Stripe = 2018    Solid = 2019**

**Year to Date Report  
March-19**





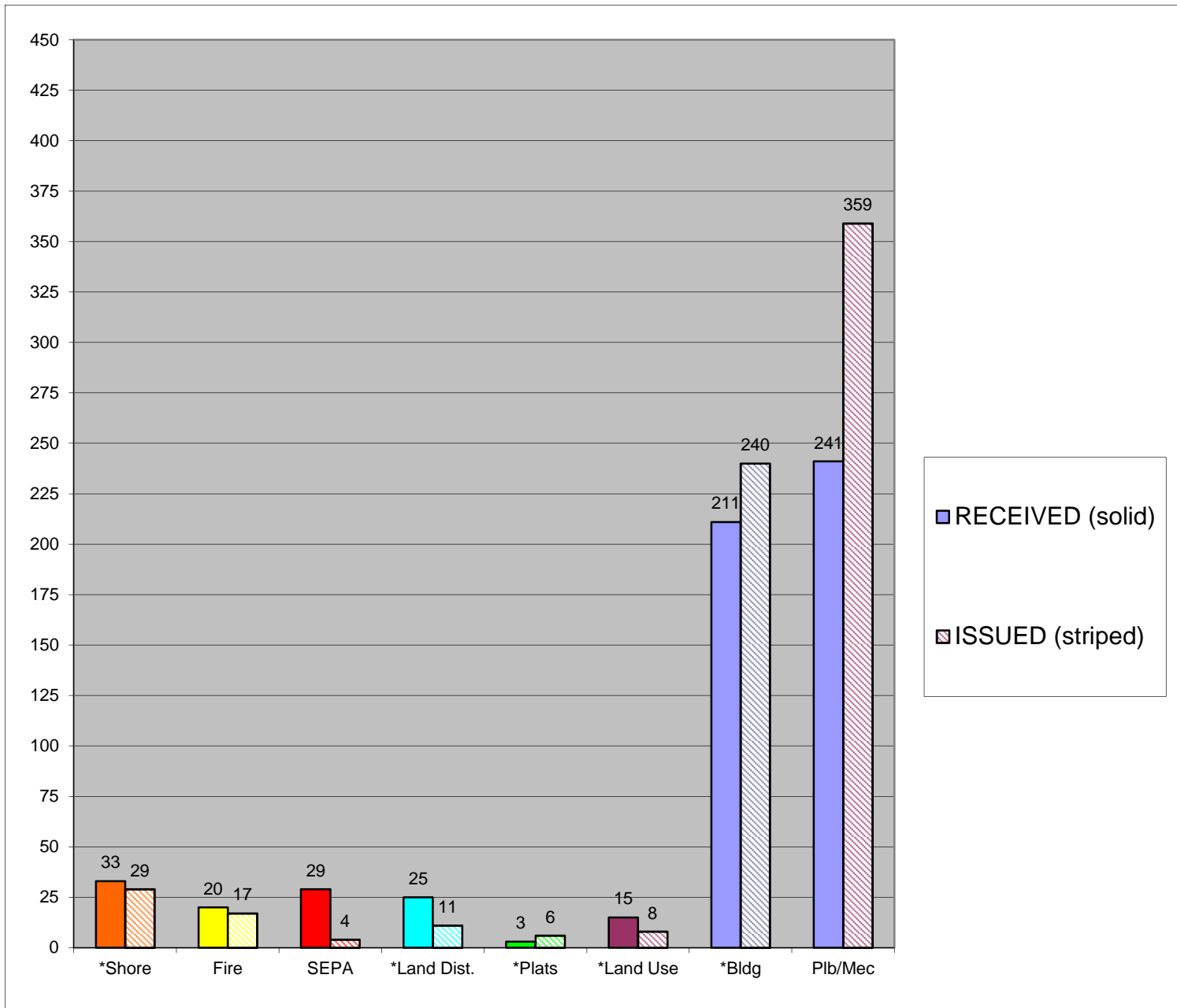
**YEAR TO DATE**

**CASES  
RECEIVED  
and  
ISSUED**

**JAN - DEC**

**Stripe = Issued**  
**Solid = Received**

Year to Date Report  
March-19



\*Shore = SHC, SHR, SHV, SHX

\*Plats = LSS, SSS, BSP, PUD, MDP

\*Land Use = ADM, APL, CUP, NON, VAR

\*Bldg = COM, DET, MOB, SFR