

Permit Activity, June 19

WHATCOM COUNTY PLANNING & DEVELOPMENT 2019 June



CURRENT MONTH		
SINGLE FAMILY RESIDENCES	ISSUED	VALUATION
NEW - RESIDENTIAL	35	10,810,710
NEW - DUPLEX	3	1,274,184
ADDITION/REMODEL	14	1,226,812
CONVERT TO LIVING	1	66,570
DEMOLITION (SINGLE FAMILY)	2	12,000
MOVE TO SITE		
REPLACE/REPAIR		
RE-ROOF / SIDE ONLY	2	15,200
TOTAL	57	\$13,405,476.00

MOBILE HOMES	ISSUED	VALUATION
NEW - MOBILE HOME	2	191,665
ADDITION TO MOB		
CONVERT TO STORAGE		
REPLACEMENT/DEMO	2	64,232
TEMP MOBILE		
TOTAL	4	\$255,896.80

DETACHED BUILDINGS	ISSUED	VALUATION
NEW - AG BARN / STORAGE	4	221,434
NEW - GARAGE	4	141,170
NEW - OTHER TYPE BLDGS	2	35,970
NEW - OTHER TYPE STRUCTURES	4	303,695
NEW - STORAGE	9	310,548
ADDITION / REMODEL	3	75,471
CONVERT TO OTHER		
DEMOLITION (DETACHED)	3	24,625
MOVE TO SITE		
REPLACE / REPAIR	1	25,567
RE-ROOF ONLY	1	-
TOTAL	31	\$1,138,480.00

COMMERCIAL	ISSUED	VALUATION
NEW - 3 - 4 UNIT APARTMENTS		
NEW - 5 + UNIT APARTMENTS		
NEW - AIRPORT FACILITIES		
NEW - AMUSEMENT, SOCIAL, REC		
NEW - CHURCHES & OTH RELIGIOUS		
NEW - FIRE STATIONS / MEDIC ONE		
NEW - HOSPITALS / INSTITUTIONAL		
NEW - HOTEL / MOTEL / TOUR. CAB	1	146,222
NEW - INDUSTRIAL		
NEW - MIXED USE		
NEW - OFFICE, BANKS, PROF		
NEW - OTHER PORTABLES	1	3,789
NEW - OTHER TYPE BLDGS		
NEW - OTHER TYPE STRUCTURES	3	116,387
NEW - PORTABLE CLASSROOM		
NEW - PUBLIC WORKS & UTILITY		
NEW - SCHOOLS & OTHER ED		
NEW - STORAGE BLDGS		
NEW - STORES & CUSTOMER SERV		
NEW - WAREHOUSE		
ADDITION / REMODEL	5	4,942,680
CHANGE OF USE / TEN IMPROV / OCC		
CONVERT		
DEMOLITION (COMMERCIAL)		
MOVE TO SITE		
REPLACE / REPAIR	2	133,000
RE-ROOF ONLY		
TOTAL	12	\$5,342,077.87

MONTHLY TOTAL	
ISSUED	VALUATION
104	\$20,141,930.67

YEAR TO DATE	
ISSUED	VALUATION
168	49,691,522
3	1,274,184
61	4,010,911
3	195,789
12	281,500
13	986,724
2	15,200
262	\$56,455,830.02

MOB	ISSUED	VALUATION
21	1,803,819	
13	307,934	
34	\$2,111,752.72	

DET	ISSUED	VALUATION
17	1,608,701	
15	529,368	
10	434,102	
12	527,686	
26	1,426,618	
12	294,417	
12	121,125	
7	196,818	
1	-	
112	\$5,138,835.00	

COM	ISSUED	VALUATION
1	612,096	
1	146,222	
1	1,491,600	
1	1,719,793	
2	8,789	
2	1,383,000	
11	1,694,831	
1	20,000	
1	303,966	
1	554,036	
17	5,538,521	
7	182,052	
2	7,500	
15	499,523	
3	716,836	
66	\$14,878,764.67	

YEARLY TOTAL	
ISSUED	VALUATION
474	\$78,585,182.41



YEAR TO DATE

**BLDG PERMITS
VALUATION**

in thousands

June

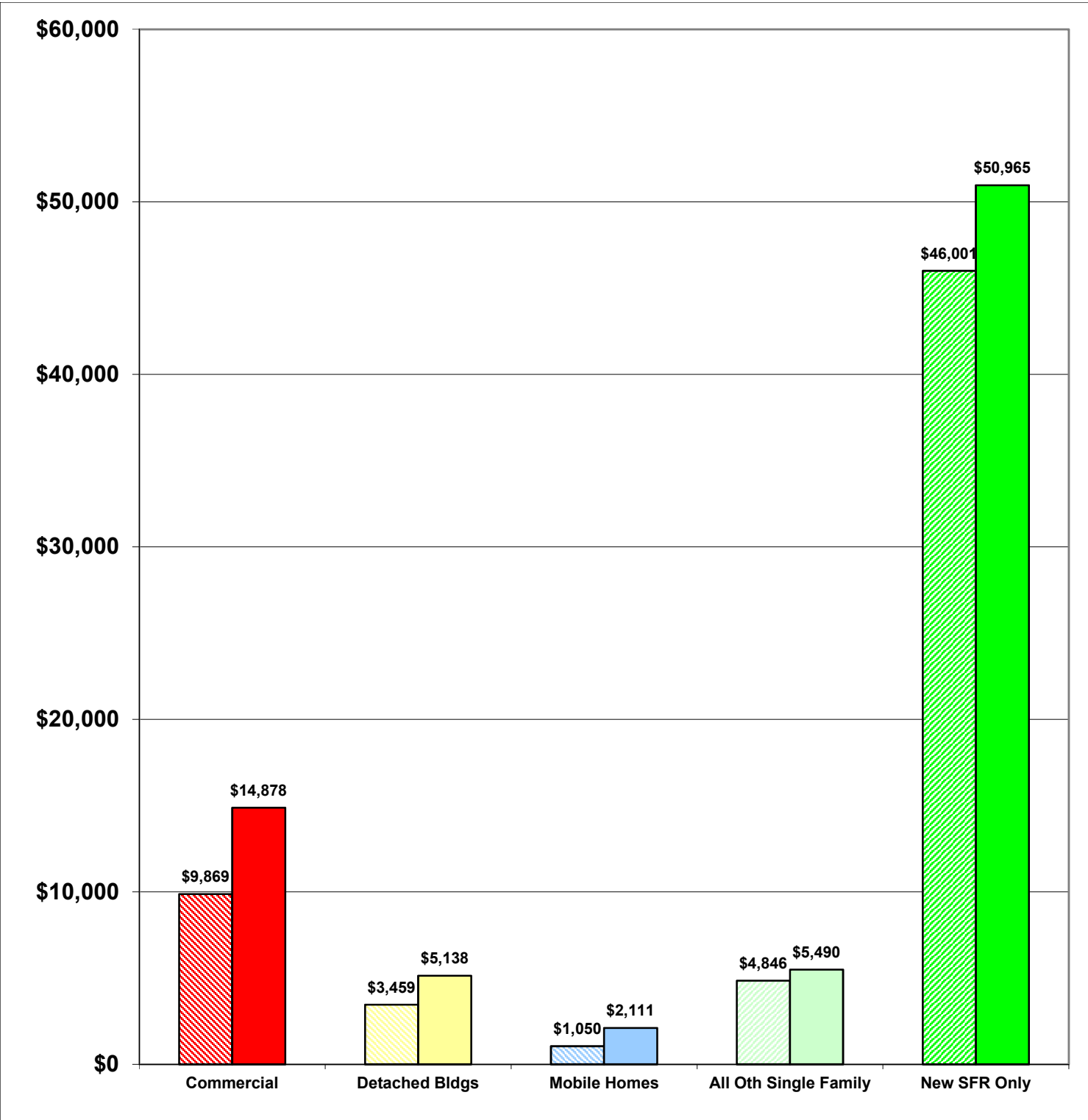
**Comparing
2018 to 2019**

**2018 \$65,225
2019 \$78,582**

**20%
Total Increase**

Stripe = 2018 Solid = 2019

Year to Date Valuation Report
June-19





BLDG PERMITS ISSUED

June

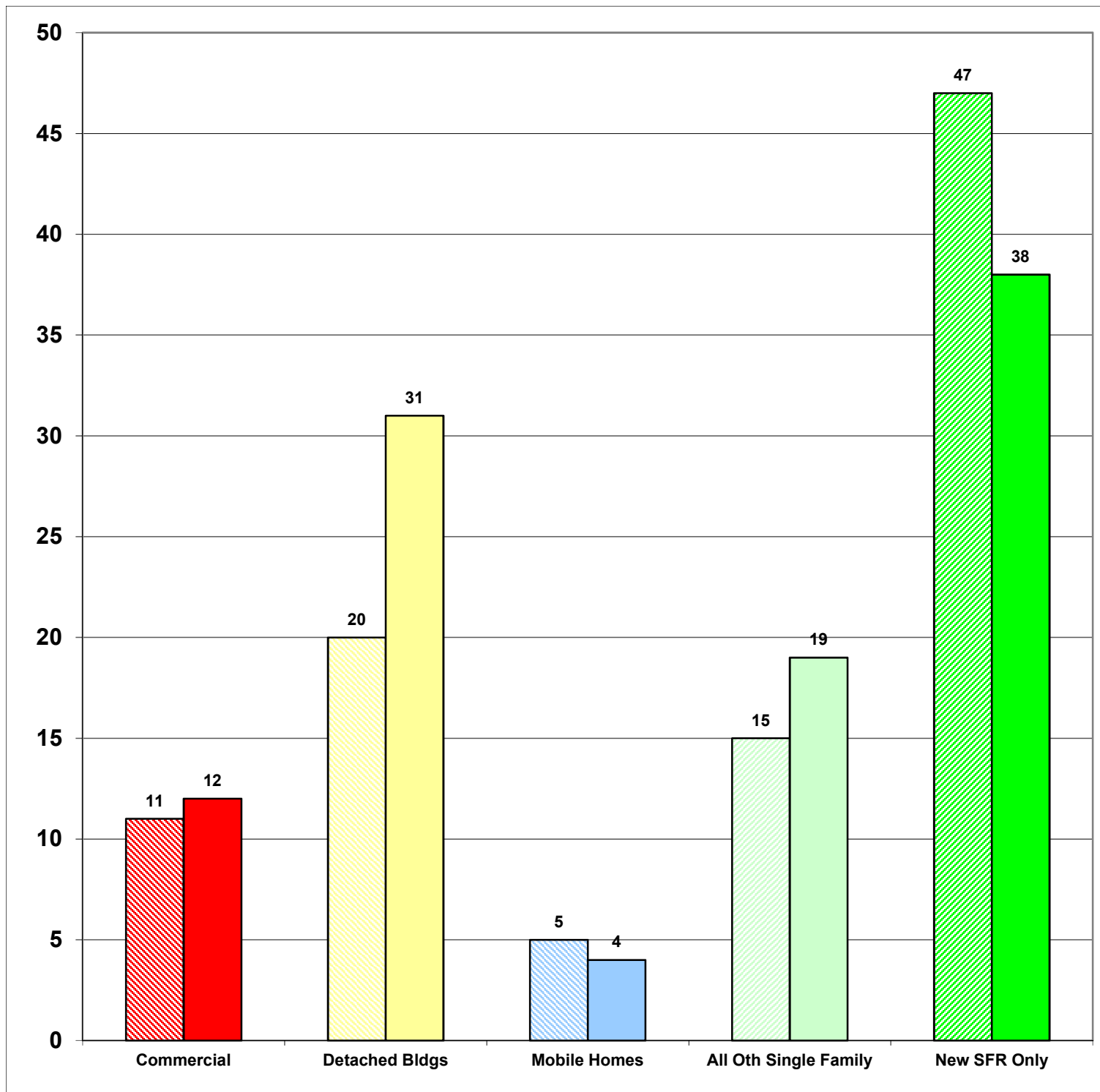
Comparing
2018 to 2019

Jun-18	98
Jun-19	104

6%
Total Increase

Stripe = 2018 Solid = 2019

Monthly Report
June-19

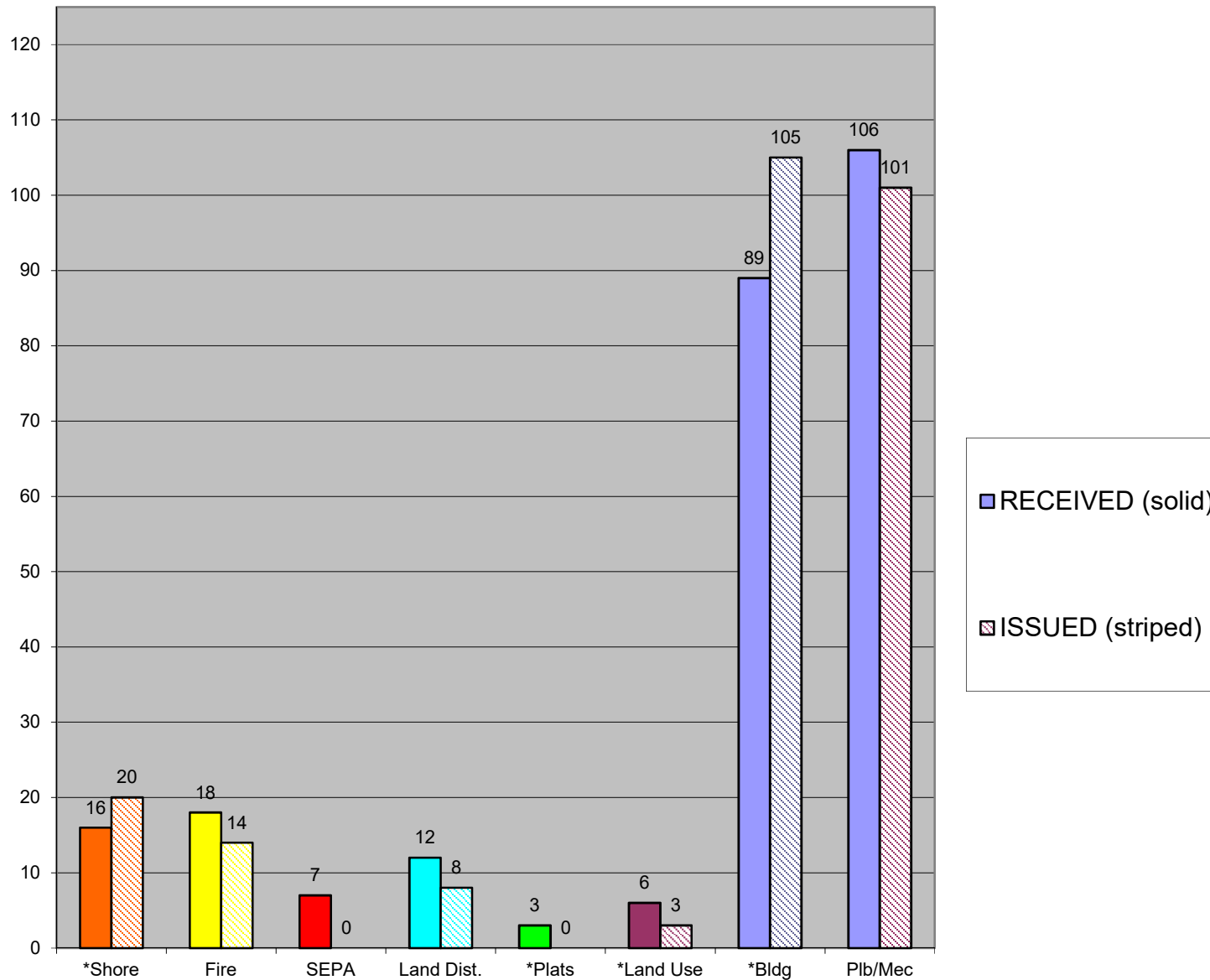




**CASES
RECEIVED
and
ISSUED
2019
June**

Stripe = Issued
Solid = Received

Monthly Permit Report
June-19



*Shore = SHC, SHR, SHV, SHX

*Plats = LSS, SSS, BSP, PUD, MDP

*Land Use = ADM, APL, CUP, NON, VAR

*Bldg = COM, DET, MOB, SFR



YEAR TO DATE

**BLDG PERMITS
ISSUED**

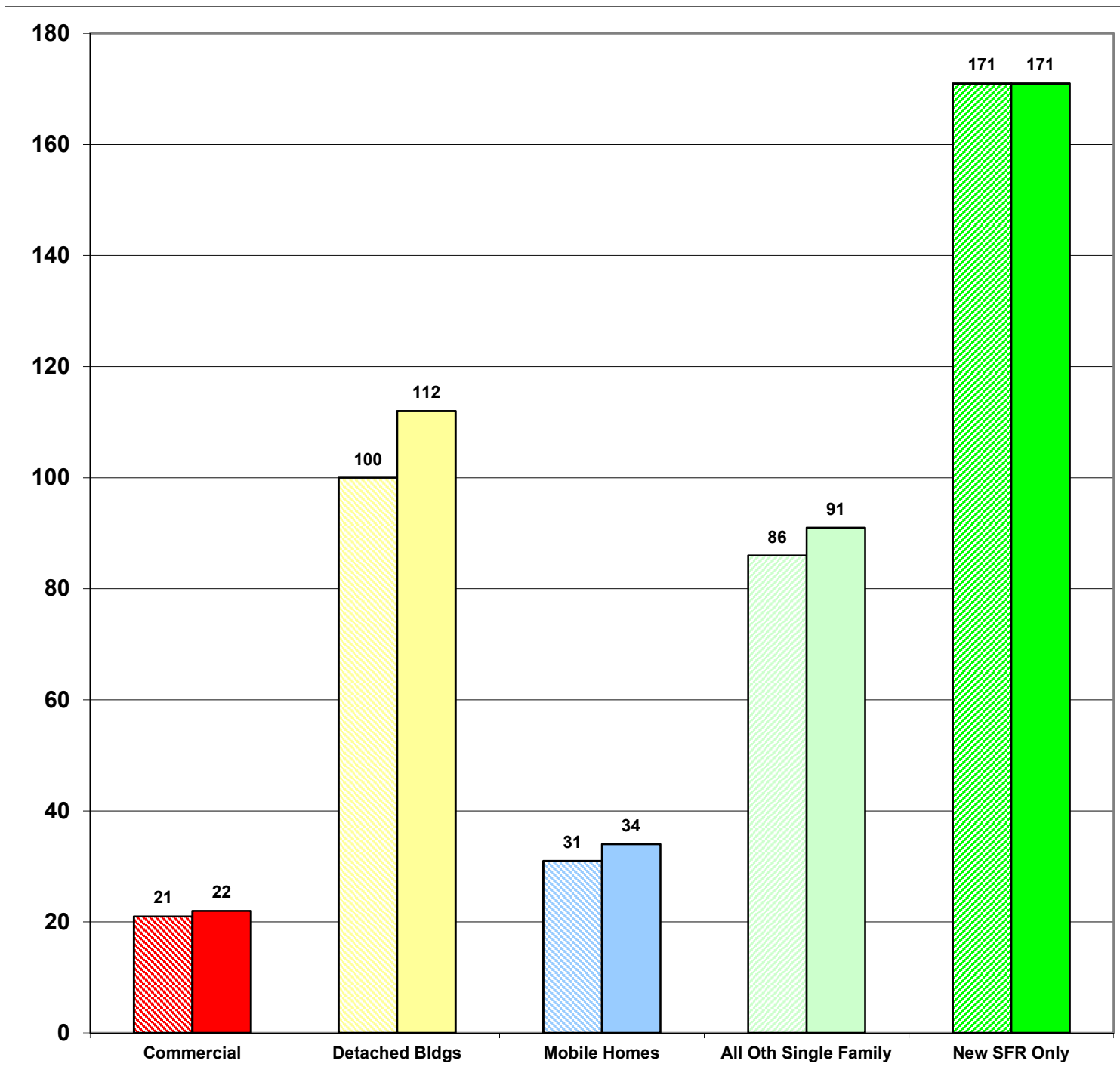
JAN - DEC

**Comparing
2018 to 2019**

**2018 409
2019 430**

**5%
Total Increase**

Stripe = 2018 Solid = 2019





YEAR TO DATE

**BLDG PERMITS
APPLIED FOR**

JAN - DEC

**Comparing
2018 to 2019**

2018 465

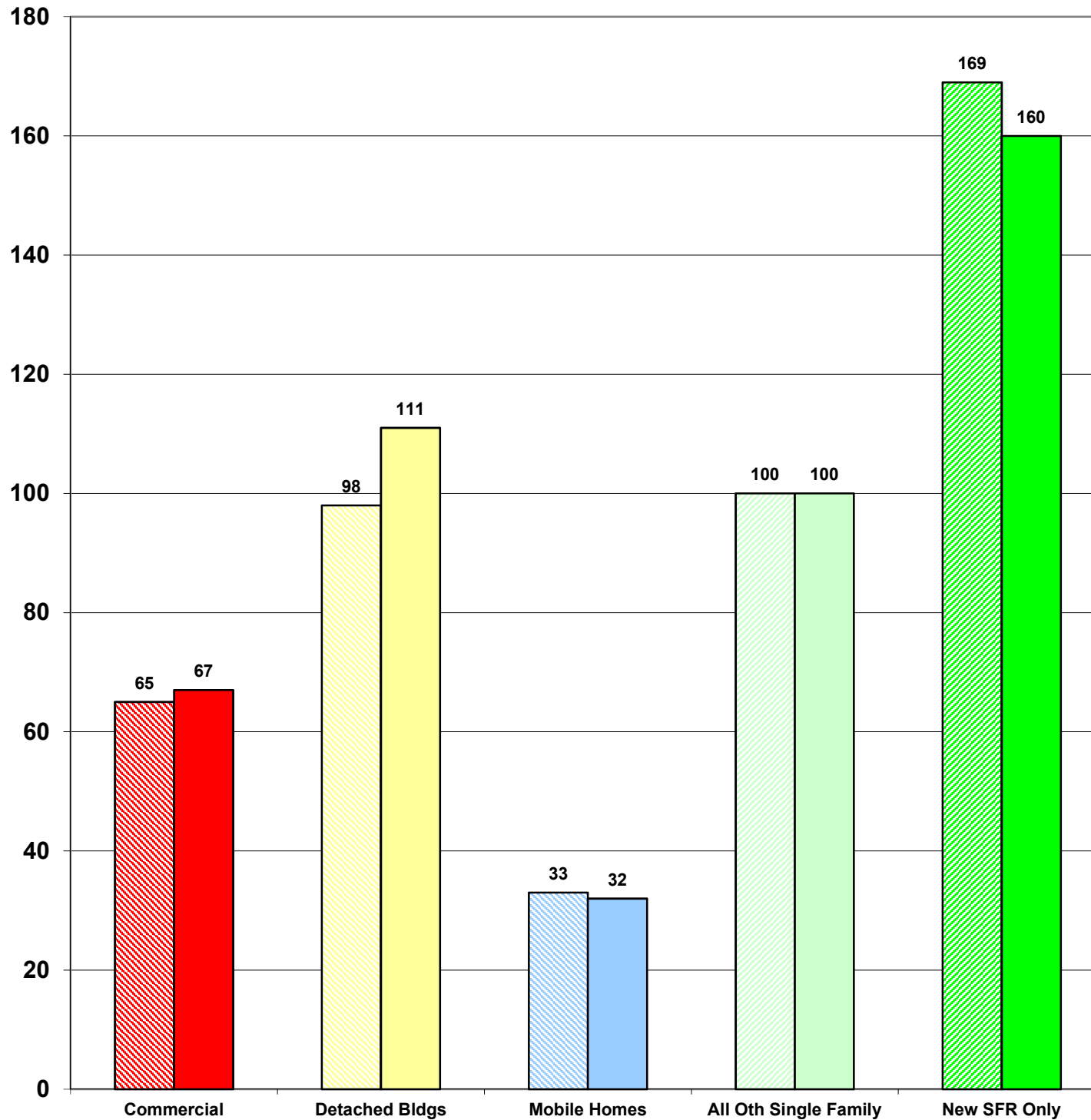
2019 470

1%

Total Increase

Stripe = 2018 Solid = 2019

**Year to Date Report
June-19**





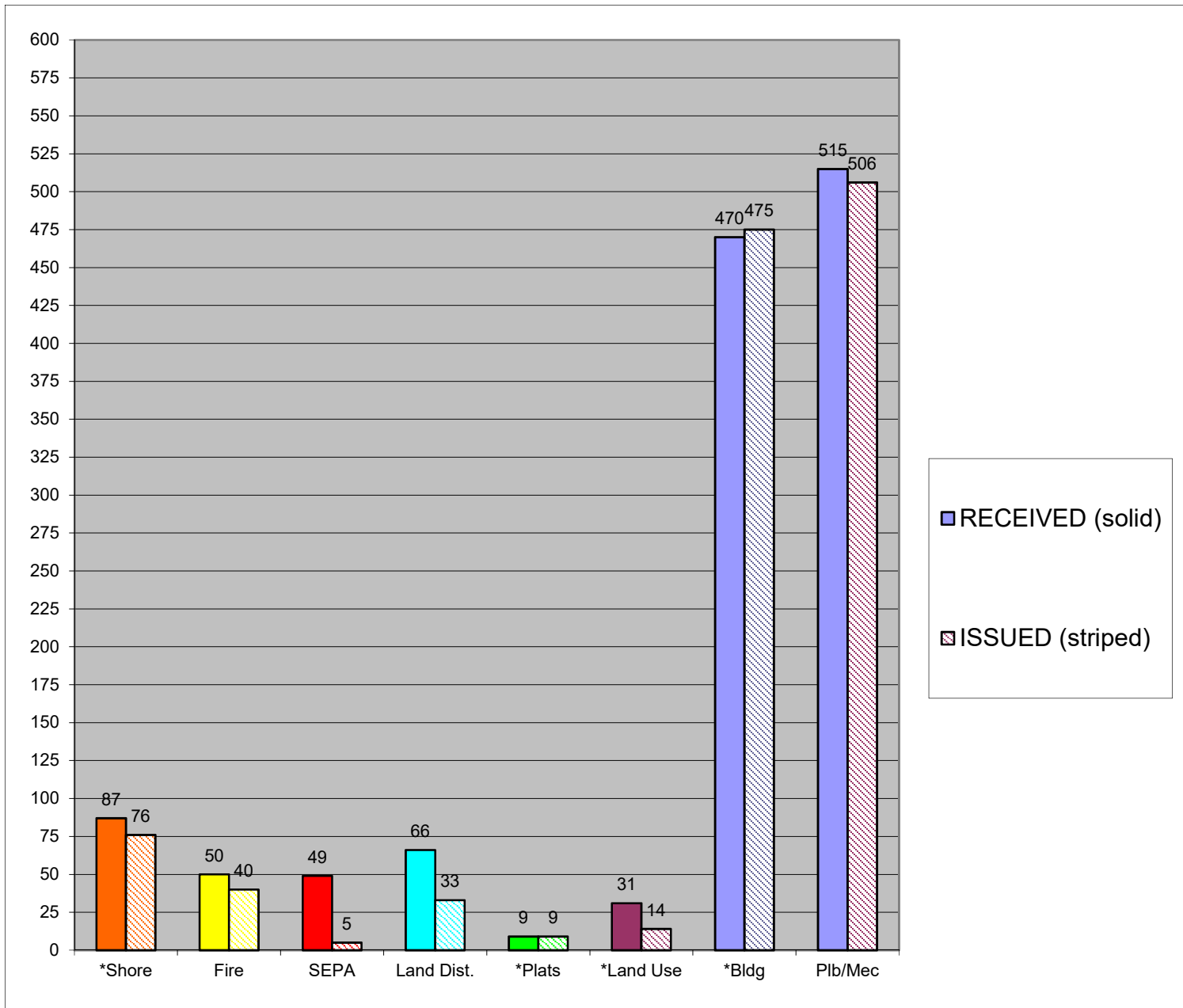
YEAR TO DATE

**CASES
RECEIVED
and
ISSUED**

JAN - DEC

Stripe = Issued
Solid = Received

Year to Date Report
June-19



*Shore = SHC, SHR, SHV, SHX

*Plats = LSS, SSS, BSP, PUD, MDP

*Land Use = ADM, APL, CUP, NON, VAR

*Bldg = COM, DET, MOB, SFR