

# Permit Activity, September 19

WHATCOM COUNTY PLANNING & DEVELOPMENT  
2019 September



CURRENT MONTH		
SINGLE FAMILY RESIDENCES	ISSUED	VALUATION
NEW - RESIDENTIAL	28	7,414,011
NEW - DUPLEX		
ADDITION/REMODEL	7	762,156
CONVERT TO LIVING		
DEMOLITION (SINGLE FAMILY)	2	32,000
MOVE TO SITE		
REPLACE/REPAIR	4	562,110
RE-ROOF / SIDE ONLY		
<b>TOTAL</b>	<b>41</b>	<b>\$8,770,276.20</b>

MOBILE HOMES	ISSUED	VALUATION
NEW - MOBILE HOME	4	248,710
ADDITION TO MOB		
CONVERT TO STORAGE		
REPLACEMENT	3	183,900
TEMP MOBILE		
<b>TOTAL</b>	<b>7</b>	<b>\$432,610.00</b>

DETACHED BUILDINGS	ISSUED	VALUATION
NEW - AG BARN / STORAGE	4	321,802
NEW - GARAGE	5	129,122
NEW - OTHER TYPE BLDG		
NEW - OTHER TYPE STRUCTURES	5	135,785
NEW - STORAGE	8	396,268
ADDITION / REMODEL	2	88,701
CONVERT TO OTHER		
DEMOLITION (DETACHED)		
MOVE TO SITE		
REPLACE / REPAIR	1	17,200
RE-ROOF ONLY		
<b>TOTAL</b>	<b>25</b>	<b>\$1,088,878.00</b>

COMMERCIAL	ISSUED	VALUATION
NEW - 3 - 4 UNIT APARTMENTS		
NEW - 5 + UNIT APARTMENTS		
NEW - AIRPORT FACILITIES		
NEW - AMUSEMENT, SOCIAL, REC		
NEW - CHURCHES & OTH RELIGIOUS		
NEW - FIRE STATIONS / MEDIC ONE		
NEW - HOSPITALS / INSTITUTIONAL		
NEW - HOTEL / MOTEL / TOUR. CAB		
NEW - INDUSTRIAL		
NEW - MIXED USE		
NEW - OFFICE, BANKS, PROF		
NEW - OTHER PORTABLES		
NEW - OTHER TYPE BLDGS		
NEW - OTHER TYPE STRUCTURES		
NEW - PORTABLE CLASSROOM		
NEW - PUBLIC WORKS & UTILITY		
NEW - SCHOOLS & OTHER ED		
NEW - STORAGE BLDGS		
NEW - STORES & CUSTOMER SERV		
NEW - WAREHOUSE		
ADDITION / REMODEL	1	21,810
CHANGE OF USE / TEN IMPROV / OCC		
CONVERT		
DEMOLITION (COMMERCIAL)		
MOVE TO SITE		
REPLACE / REPAIR	2	504,578
RE-ROOF ONLY		
<b>TOTAL</b>	<b>3</b>	<b>\$526,388.00</b>

MONTHLY TOTAL	
ISSUED	VALUATION
76	\$10,818,152.20

YEAR TO DATE	
ISSUED	VALUATION
258	73,906,055
100	7,566,960
3	195,789
17	318,500
22	1,558,522
4	44,200
<b>404</b>	<b>\$83,590,025.02</b>

ISSUED	VALUATION
31	2,463,975
22	750,028
<b>53</b>	<b>\$3,214,002.70</b>

ISSUED	VALUATION
26	2,104,959
28	1,032,949
10	434,102
19	684,471
46	2,444,201
18	559,982
14	128,625
10	300,718
1	
<b>172</b>	<b>\$7,690,007.00</b>

ISSUED	VALUATION
1	612,096
1	146,222
1	1,491,600
2	8,789
2	1,383,000
17	1,880,328
1	20,000
1	303,966
1	554,036
23	8,261,271
9	384,052
1	280,175
2	7,500
22	1,145,111
4	851,836
<b>88</b>	<b>\$17,329,981.27</b>

YEARLY TOTAL	
ISSUED	VALUATION
717	\$111,824,015.99



**YEAR TO DATE**

**BLDG PERMITS  
 VALUATION**

in thousands

**September**

Comparing  
 2018 to 2019

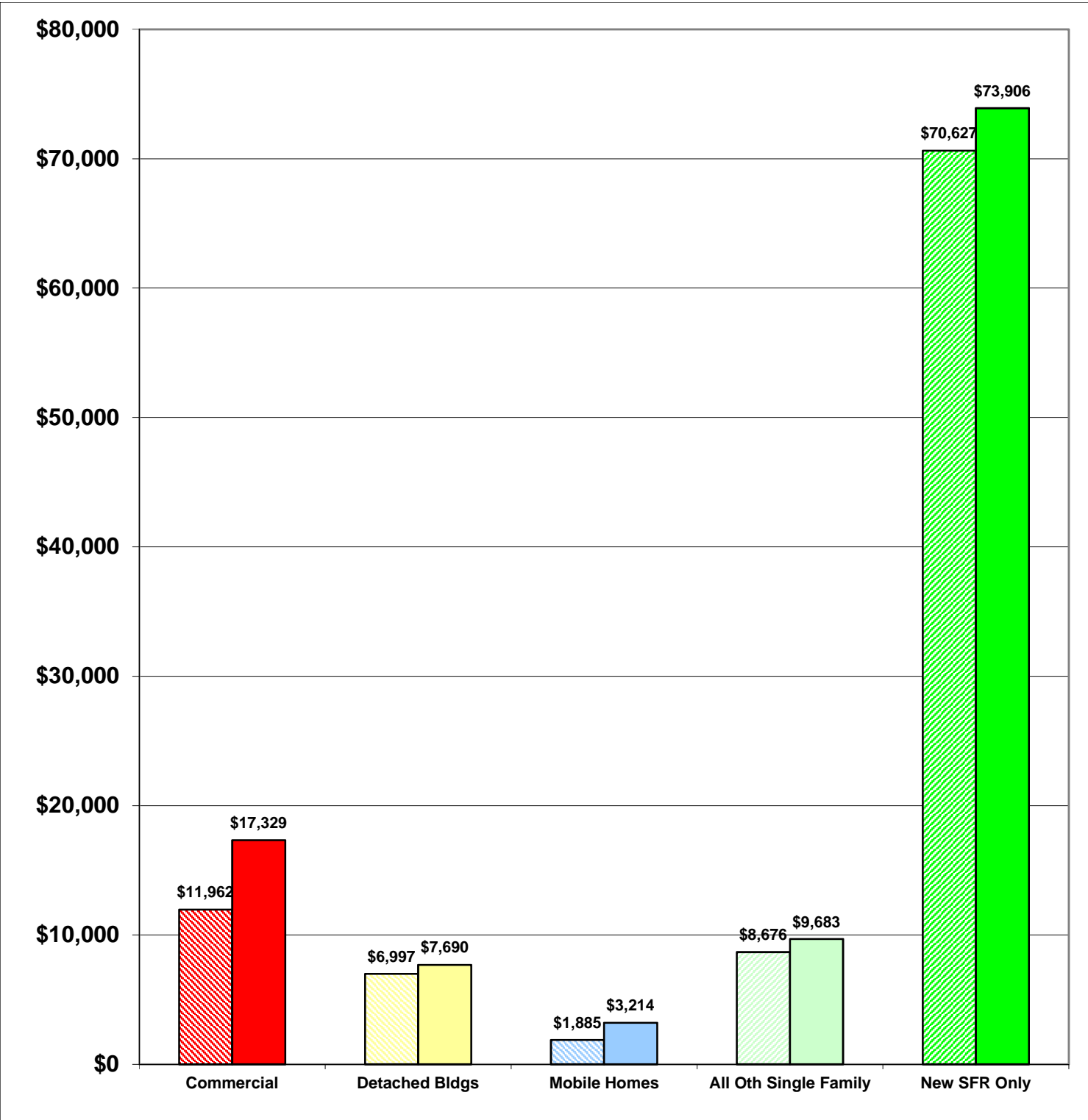
**2018     \$100,147**  
**2019     \$111,822**

**12%**

**Total Increase**

Stripe = 2018    Solid = 2019

Year to Date Valuation Report  
 September-19





## BLDG PERMITS ISSUED

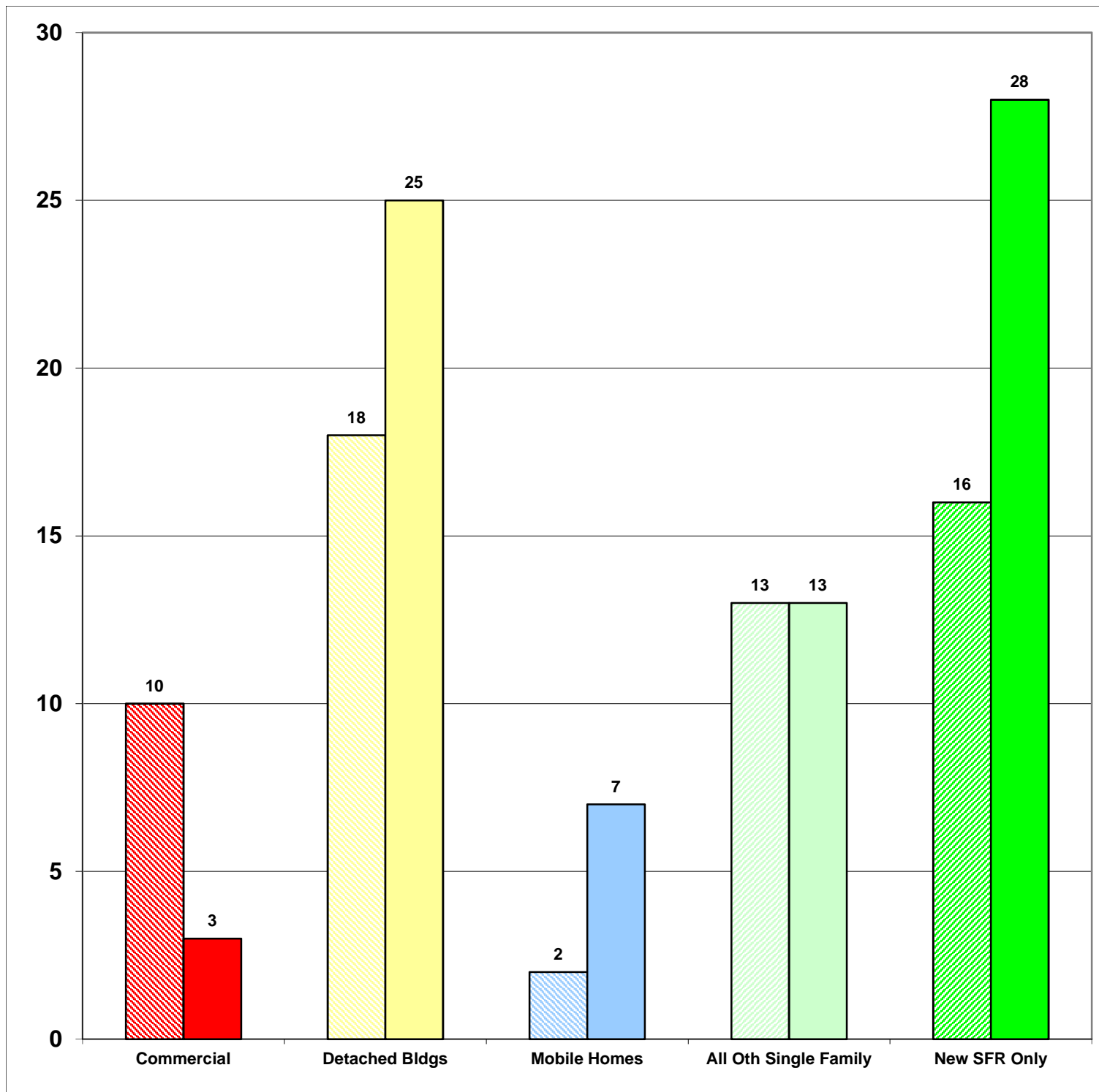
September

Comparing  
2018 to 2019

Sep-18	59
Sep-19	76

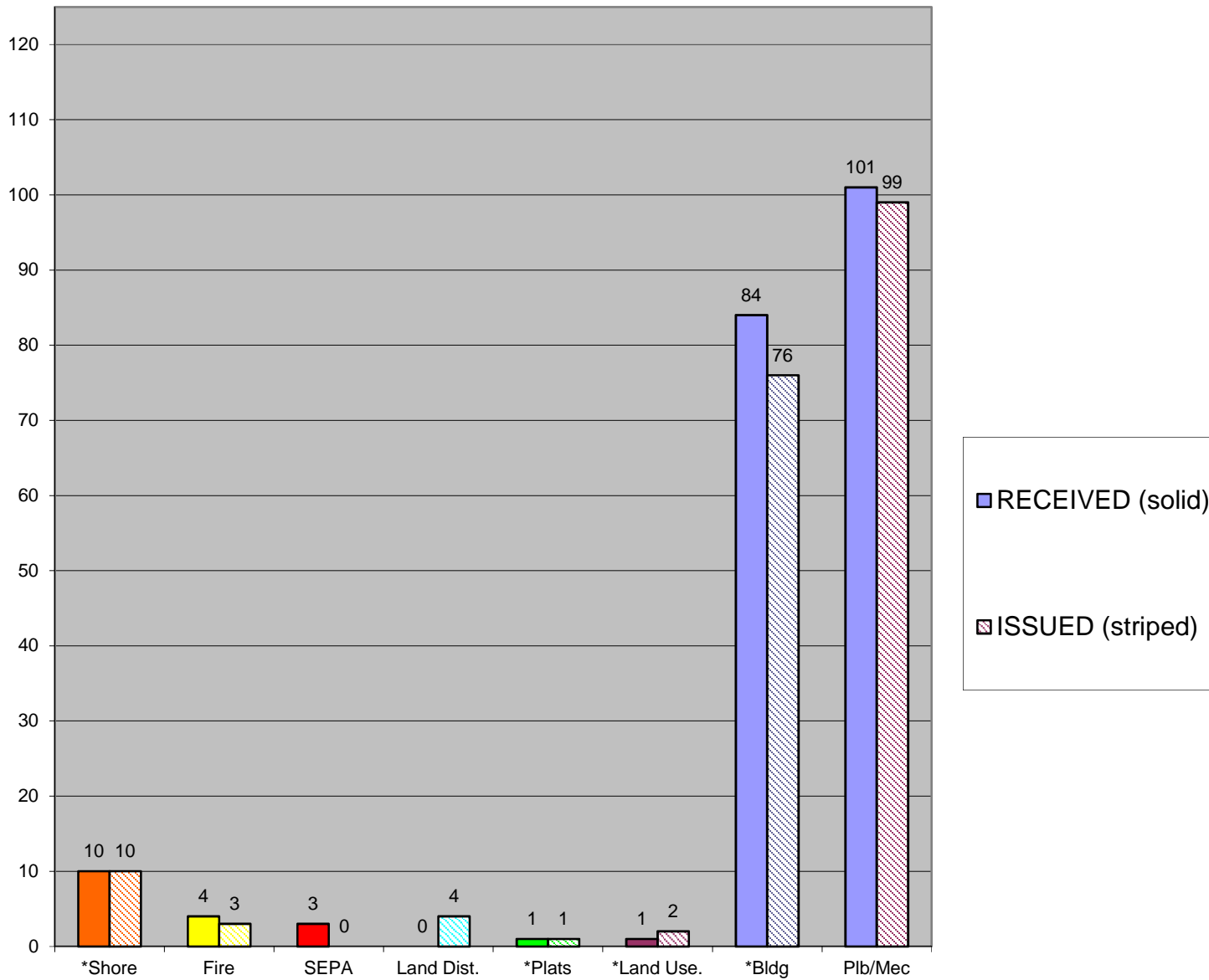
29%  
Total Increase

Stripe = 2018    Solid = 2019





**CASES  
 RECEIVED  
 and  
 ISSUED  
 2019  
 September**



Stripe = Issued  
 Solid = Received

Monthly Permit Report  
 September-19

- \*Shore = SHC, SHR, SHV, SHX
- \*Plats = LSS, SSS, BSP, PUD, MDP
- \*Land Use= ADM, APL, CUP, NON, VAR
- \*Bldg = COM, DET, MOB, SFR



**YEAR TO DATE**

**BLDG PERMITS  
ISSUED**

**JAN - DEC**

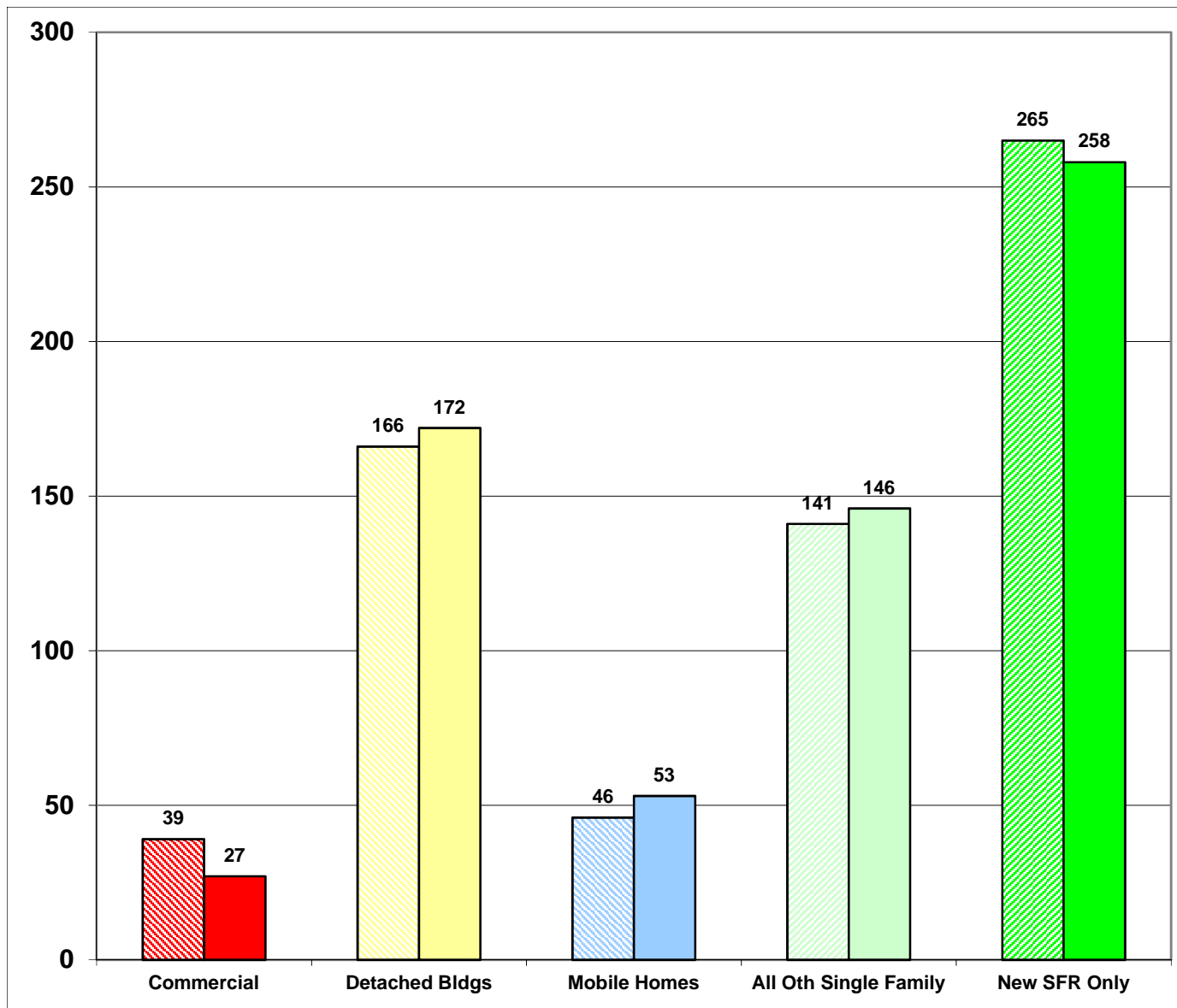
**Comparing  
2018 to 2019**

<b>2018</b>	<b>657</b>
<b>2019</b>	<b>656</b>

**0%**

**Total Increase**

Stripe = 2018    Solid = 2019





**YEAR TO DATE**

**BLDG PERMITS  
APPLIED FOR**

**JAN - DEC**

**Comparing  
2018 to 2019**

**2018     726**

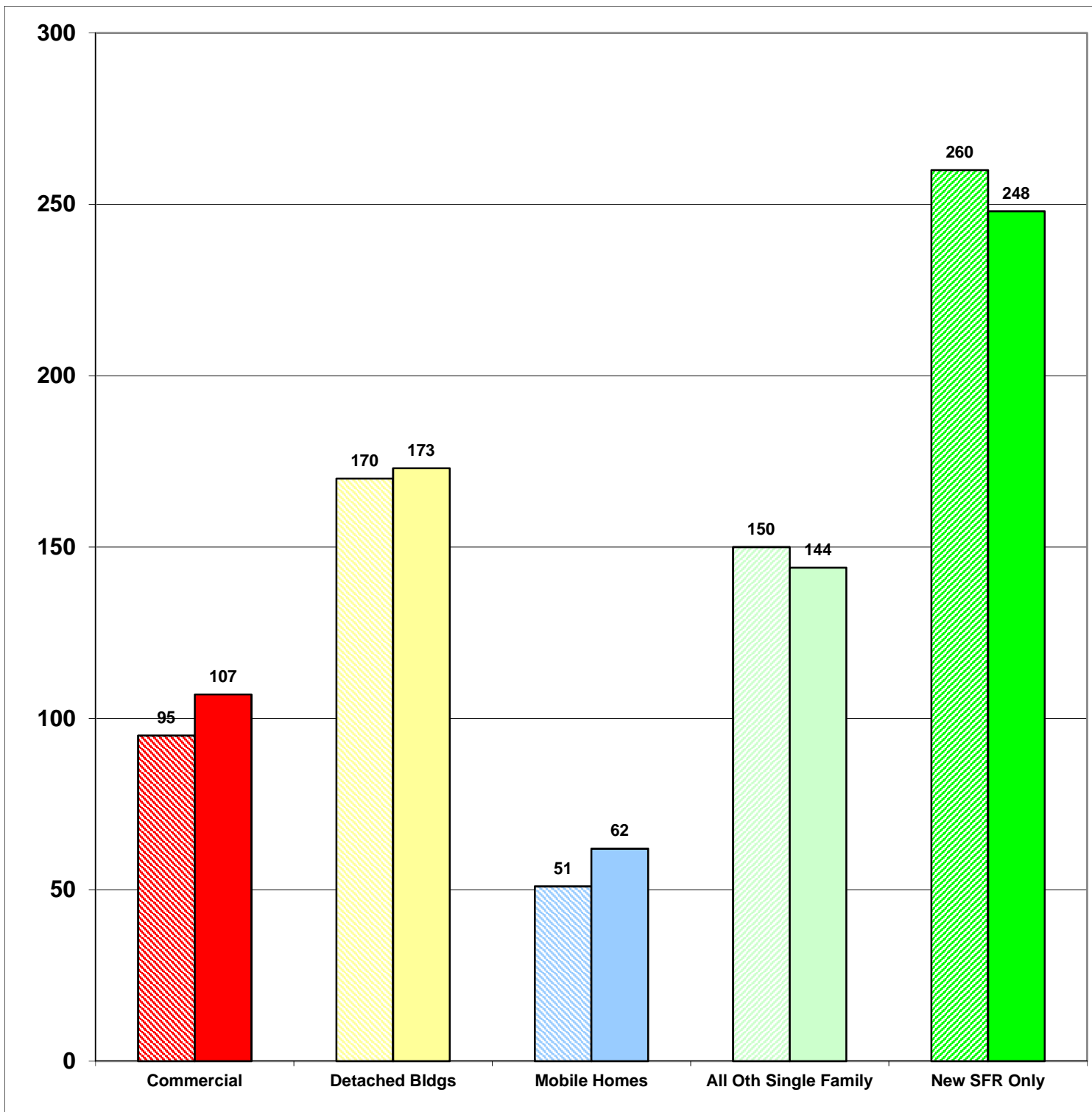
**2019     734**

**1%**

**Total Increase**

**Stripe = 2018    Solid = 2019**

**Year to Date Report  
September-19**





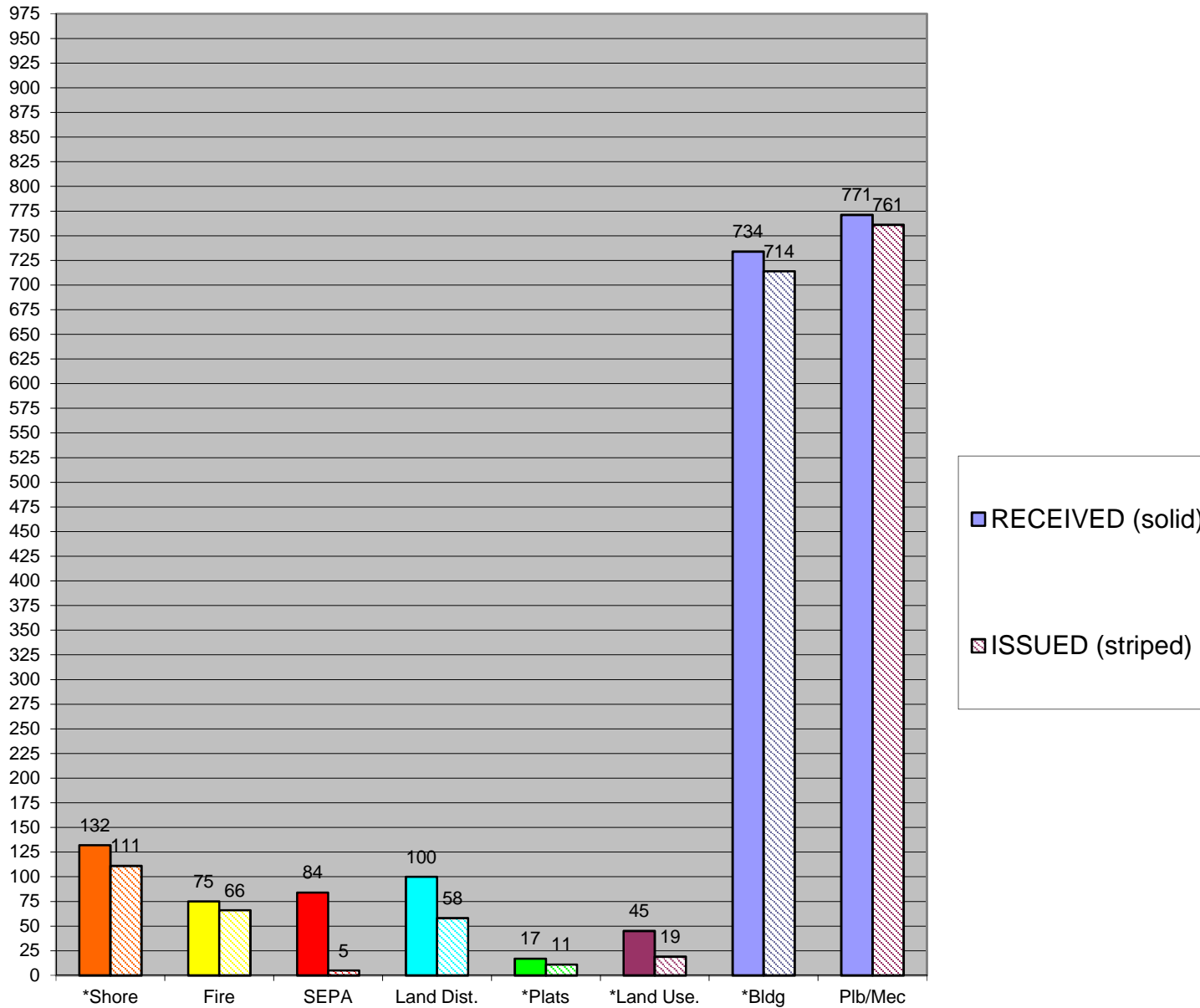
**YEAR TO DATE**

**CASES  
 RECEIVED  
 and  
 ISSUED**

**JAN - DEC**

**Stripe = Issued**  
**Solid = Received**

Year to Date Report  
 September-19



- \*Shore = SHC, SHR, SHV, SHX
- \*Plats = LSS, SSS, BSP, PUD, MDP
- \*Land Use = ADM, APL, CUP, NON, VAR
- \*Bldg = COM, DET, MOB, SFR