

Permit Activity, October 19

WHATCOM COUNTY PLANNING & DEVELOPMENT
2019 October



CURRENT MONTH		
SINGLE FAMILY RESIDENCES	ISSUED	VALUATION
NEW - RESIDENTIAL	25	6,479,824
NEW - DUPLEX	4	1,754,858
ADDITION/REMODEL	12	299,994
CONVERT TO LIVING	1	
DEMOLITION (SINGLE FAMILY)	4	19,600
MOVE TO SITE		
REPLACE/REPAIR	6	233,959
RE-ROOF / SIDE ONLY		
TOTAL	52	\$8,788,235.00

MOBILE HOMES	ISSUED	VALUATION
NEW - MOBILE HOME	13	951,245
ADDITION TO MOB		
CONVERT TO STORAGE		
REPLACEMENT	3	159,218
TEMP MOBILE		
TOTAL	16	\$1,110,462.75

DETACHED BUILDINGS	ISSUED	VALUATION
NEW - AG BARN / STORAGE	3	250,896
NEW - GARAGE	4	138,768
NEW - OTHER TYPE BLDG	1	20,240
NEW - OTHER TYPE STRUCTURES	3	49,480
NEW - STORAGE	7	474,916
ADDITION / REMODEL		
CONVERT TO OTHER		
DEMOLITION (DETACHED)	1	35,000
MOVE TO SITE		
REPLACE / REPAIR	1	67,545
RE-ROOF ONLY		
TOTAL	20	\$1,036,845.00

COMMERCIAL	ISSUED	VALUATION
NEW - 3 - 4 UNIT APARTMENTS		
NEW - 5 + UNIT APARTMENTS		
NEW - AIRPORT FACILITIES		
NEW - AMUSEMENT, SOCIAL, REC		
NEW - CHURCHES & OTH RELIGIOUS		
NEW - FIRE STATIONS / MEDIC ONE		
NEW - HOSPITALS / INSTITUTIONAL		
NEW - HOTEL / MOTEL / TOUR. CAB		
NEW - INDUSTRIAL		
NEW - MIXED USE		
NEW - OFFICE, BANKS, PROF		
NEW - OTHER PORTABLES		
NEW - OTHER TYPE BLDGS	1	521,744
NEW - OTHER TYPE STRUCTURES	3	-
NEW - PORTABLE CLASSROOM		
NEW - PUBLIC WORKS & UTILITY		
NEW - SCHOOLS & OTHER ED		
NEW - STORAGE BLDGS	3	373,256
NEW - STORES & CUSTOMER SERV		
NEW - WAREHOUSE		
ADDITION / REMODEL	2	11,000
CHANGE OF USE / TEN IMPROV / OCC	3	168,680
CONVERT		
DEMOLITION (COMMERCIAL)		
MOVE TO SITE		
REPLACE / REPAIR	1	15,000
RE-ROOF ONLY		
TOTAL	13	\$1,089,680.27

MONTHLY TOTAL	
ISSUED	VALUATION
101	\$12,025,223.02

YEAR TO DATE	
ISSUED	VALUATION
282	80,235,024
4	1,754,858
112	7,866,954
4	195,789
21	338,100
28	1,792,481
4	44,200
455	\$92,227,405.02

MOB	ISSUED	VALUATION
44	3,415,220	
25	909,246	
69	\$4,324,465.45	

DET	ISSUED	VALUATION
29	2,355,855	
31	1,159,067	
11	454,342	
22	733,951	
53	2,919,117	
18	559,982	
15	163,625	
11	368,263	
1		
191	\$8,714,202.00	

COM	ISSUED	VALUATION
1	612,096	
1	146,222	
1	1,491,600	
2	8,789	
3	1,904,744	
20	1,880,328	
1	20,000	
4	677,222	
1	554,036	
25	8,272,271	
12	552,732	
1	280,175	
2	7,500	
23	1,160,111	
4	851,836	
101	\$18,419,661.54	

YEARLY TOTAL	
ISSUED	VALUATION
816	\$123,685,734.01



YEAR TO DATE

**BLDG PERMITS
 VALUATION**

in thousands

October

**Comparing
 2018 to 2019**

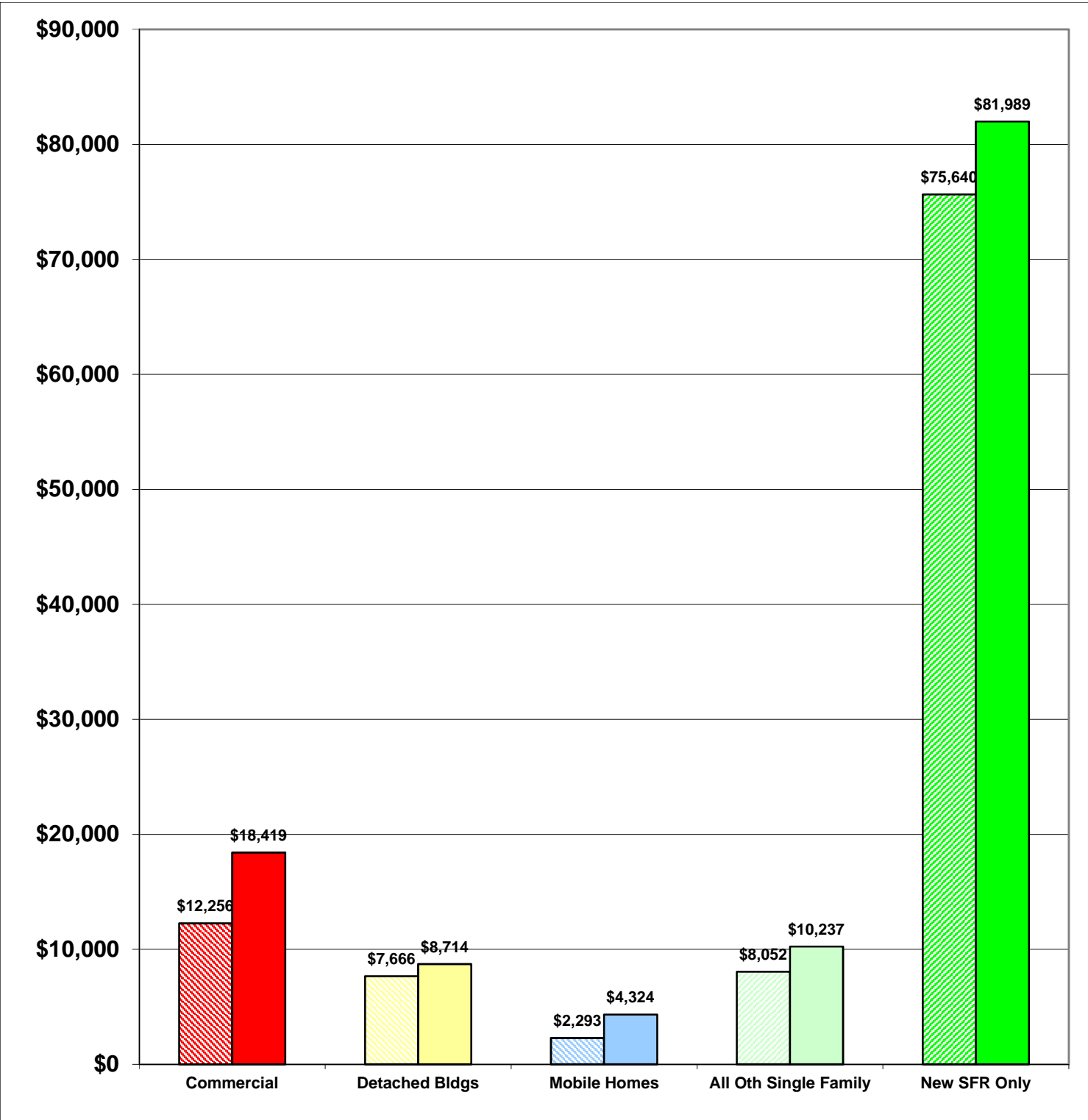
**2018 \$105,907
 2019 \$123,683**

17%

Total Increase

Stripe = 2018 Solid = 2019

Year to Date Valuation Report
 October-19





BLDG PERMITS ISSUED

October

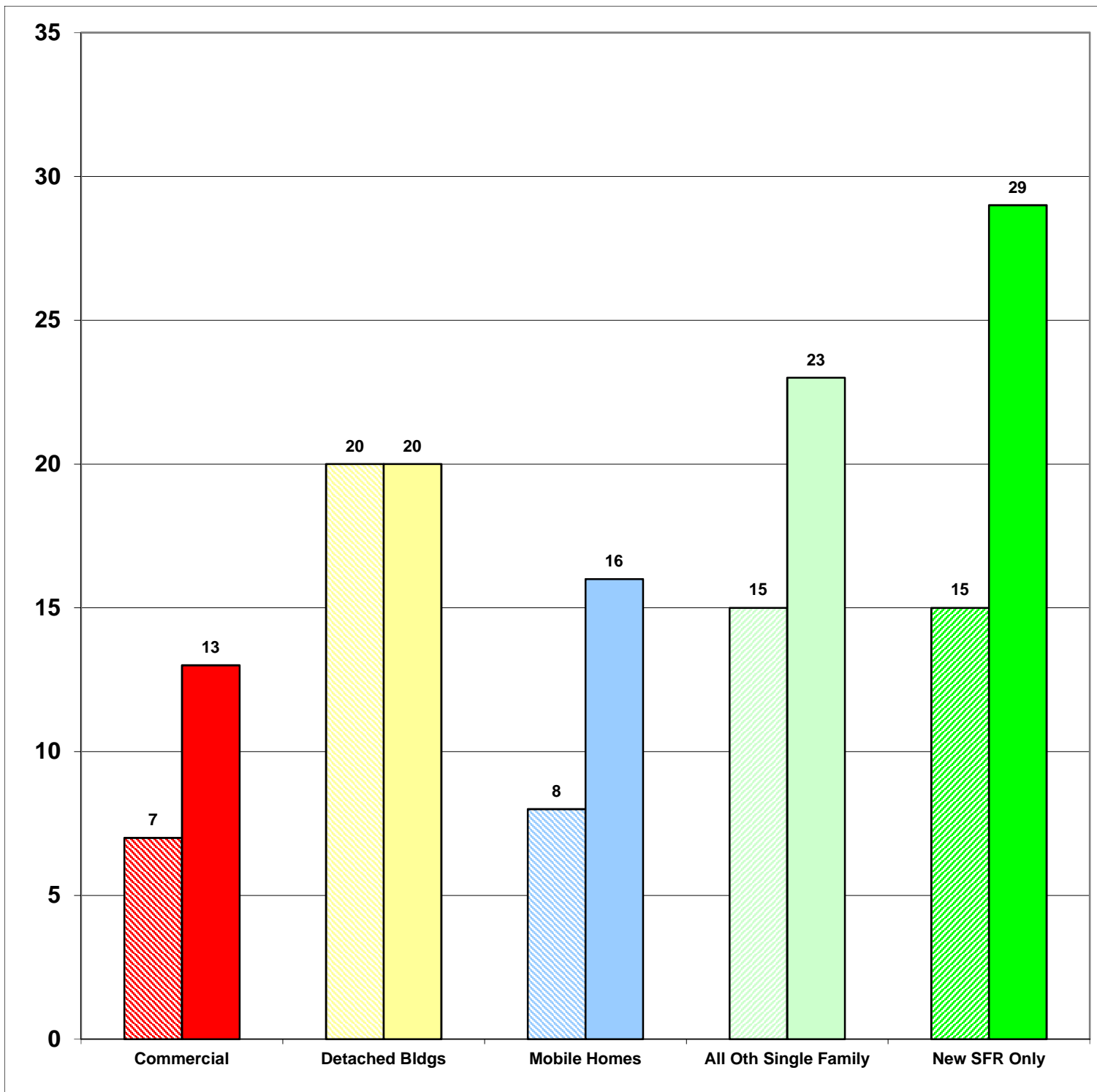
Comparing
2018 to 2019

Oct-18 65
Oct-19 101

55%
Total Increase

Stripe = 2018 Solid = 2019

Monthly Report
October-19

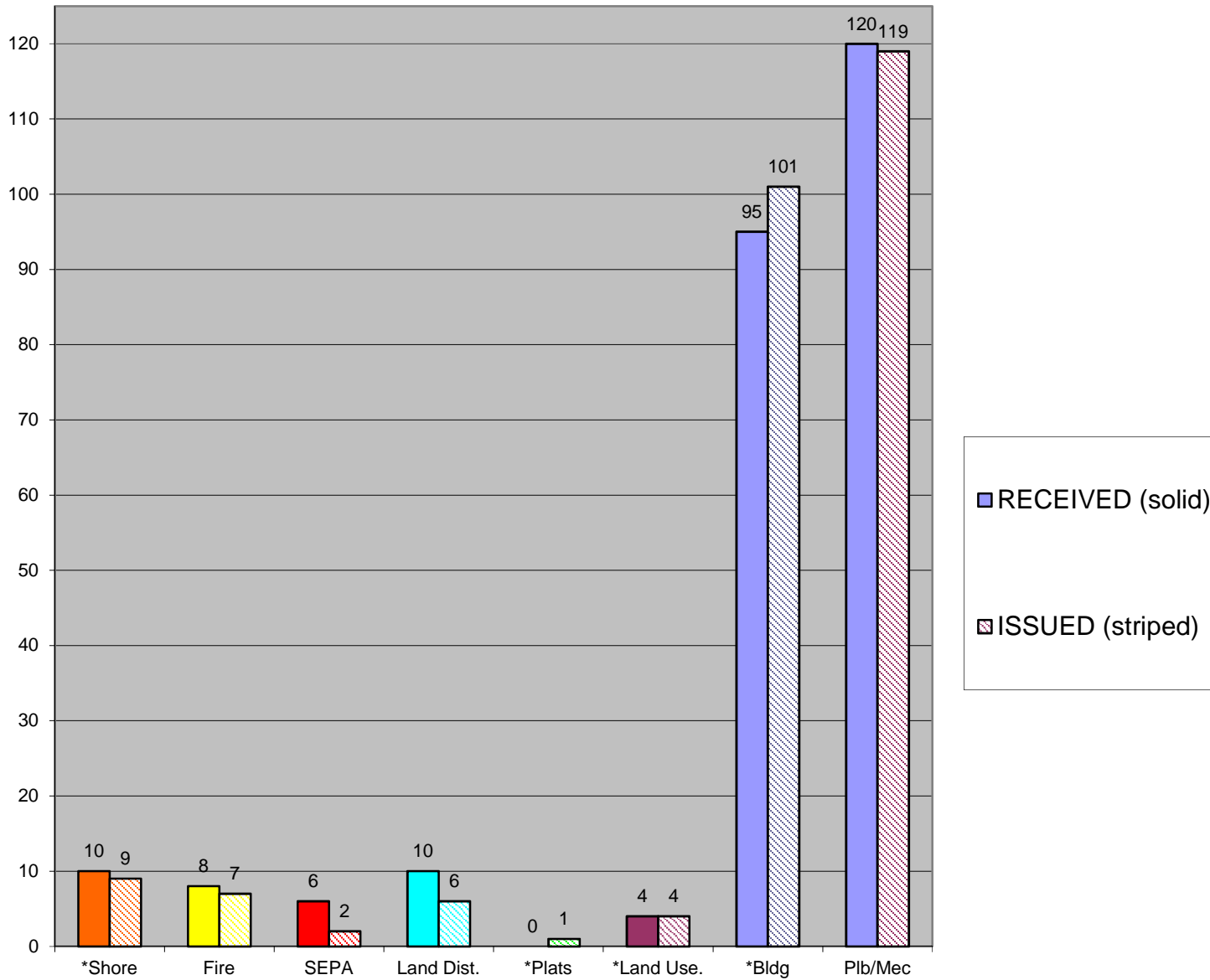




**CASES
RECEIVED
and
ISSUED
2019
October**

Stripe = Issued
Solid = Received

Monthly Permit Report
October-19



*Shore = SHC, SHR, SHV, SHX

*Plats = LSS, SSS, BSP, PUD, MDP

*Land Use= ADM, APL, CUP, NON, VAR

*Bldg = COM, DET, MOB, SFR



YEAR TO DATE

**BLDG PERMITS
ISSUED**

JAN - DEC

**Comparing
2018 to 2019**

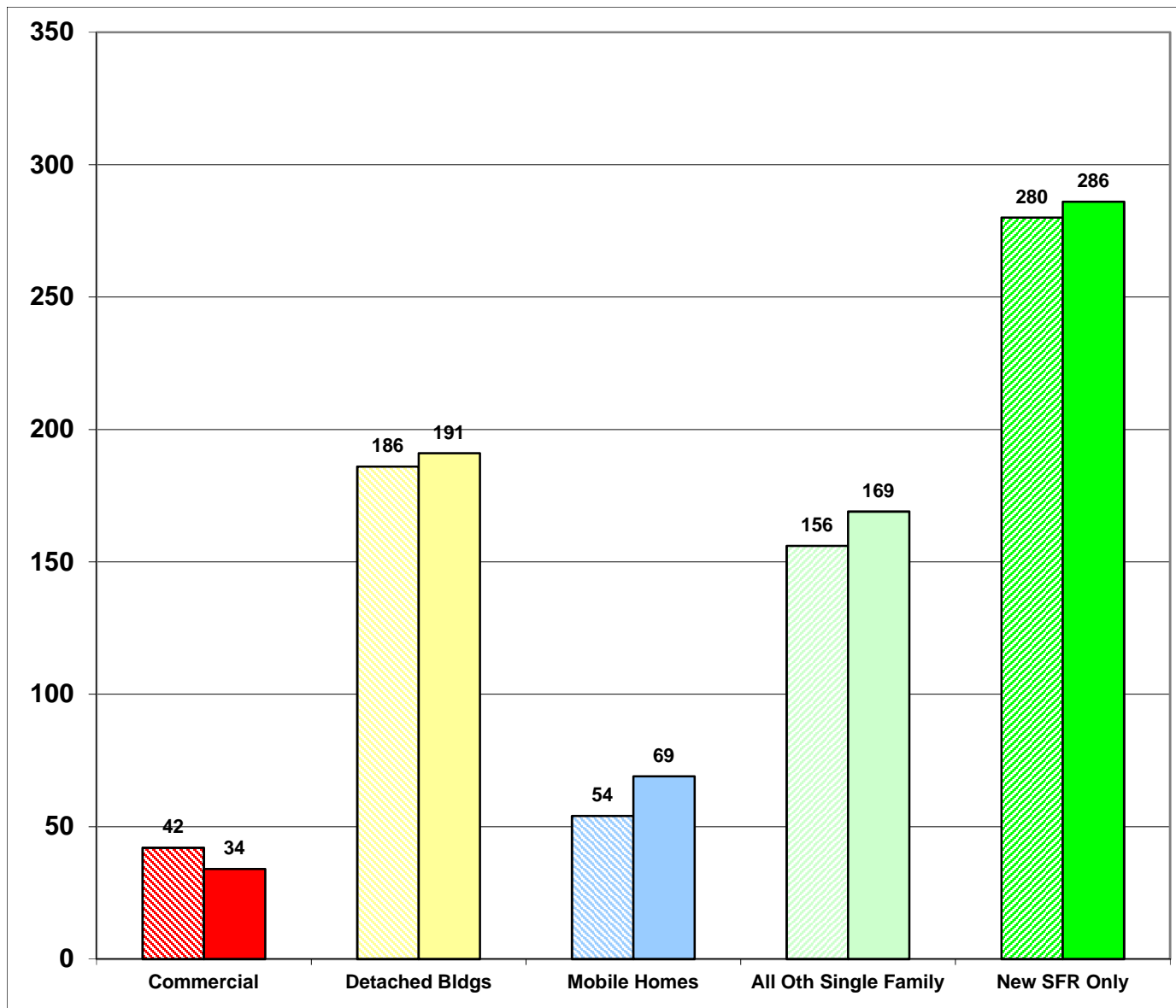
2018	718
2019	749

4%

Total Increase

Stripe = 2018 Solid = 2019

Year to Date Report
October-19





YEAR TO DATE

**BLDG PERMITS
APPLIED FOR**

JAN - DEC

**Comparing
2018 to 2019**

2018 789

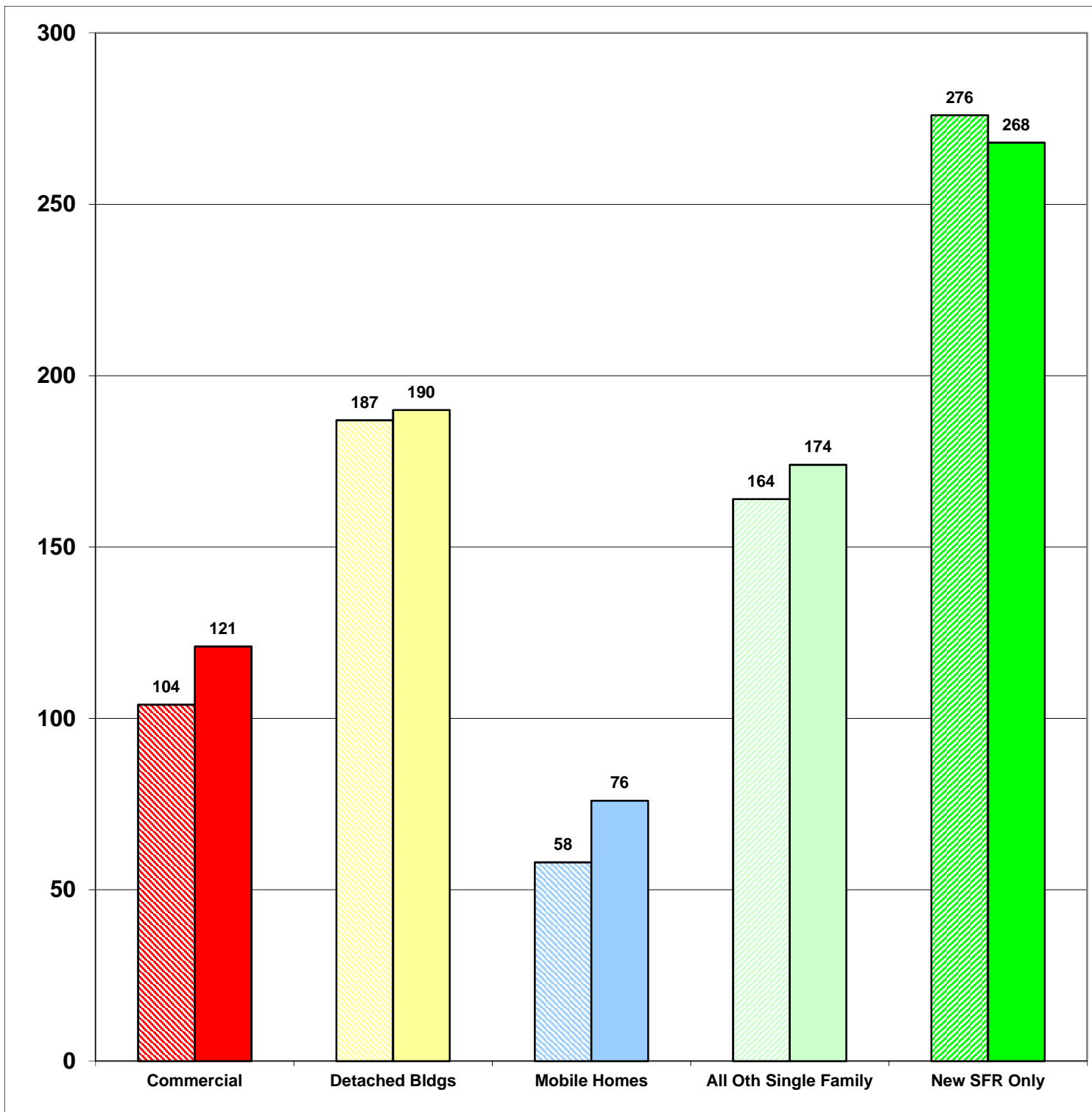
2019 829

5%

Total Increase

Stripe = 2018 Solid = 2019

Year to Date Report
October-19





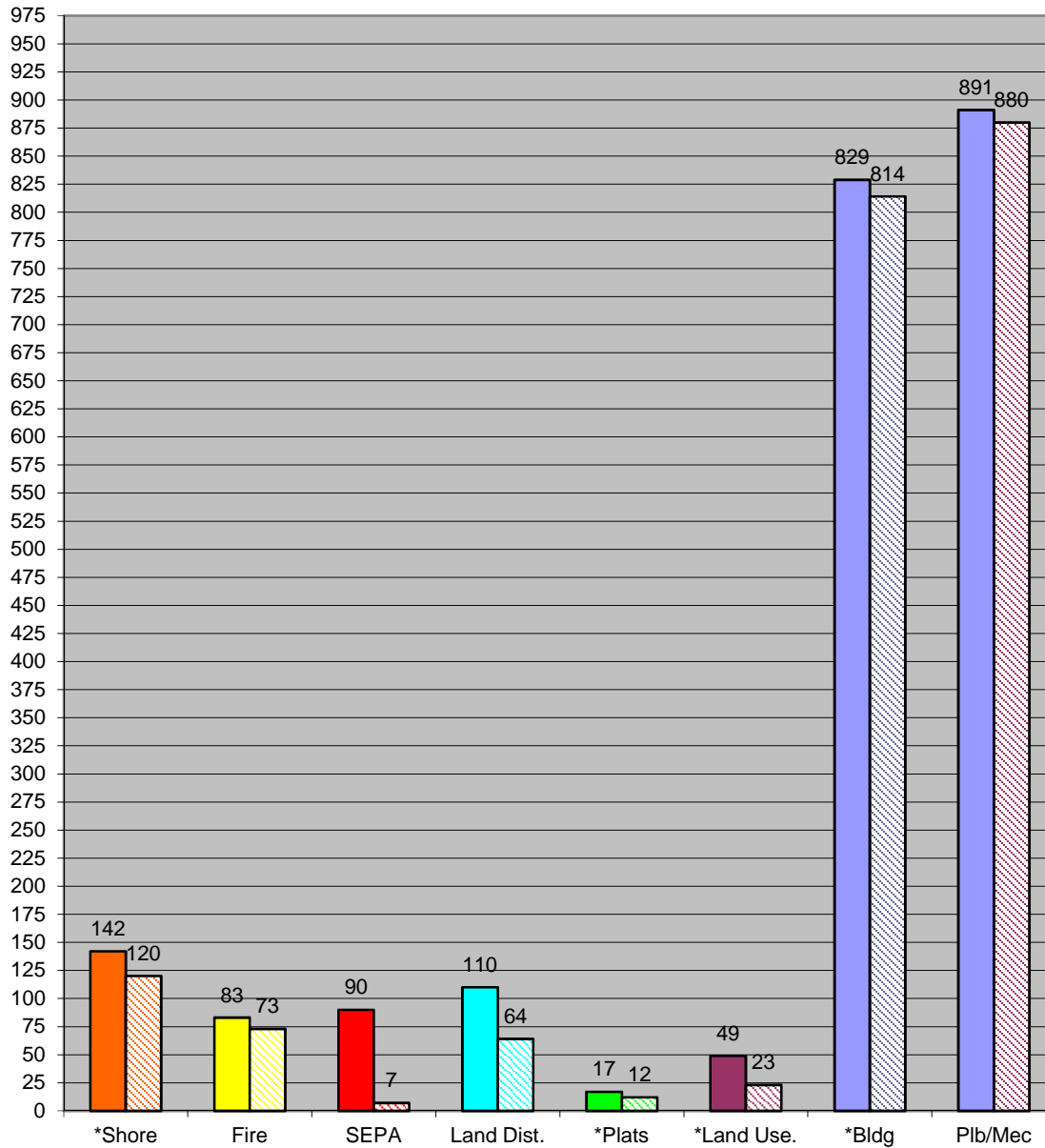
YEAR TO DATE

**CASES
RECEIVED
and
ISSUED**

JAN - DEC

Stripe = Issued
Solid = Received

Year to Date Report
October-19



- *Shore = SHC, SHR, SHV, SHX
- *Plats = LSS, SSS, BSP, PUD, MDP
- *Land Use = ADM, APL, CUP, NON, VAR
- *Bldg = COM, DET, MOB, SFR