

Permit Activity, January 20

WHATCOM COUNTY PLANNING & DEVELOPMENT 2020 January



CURRENT MONTH		
SINGLE FAMILY RESIDENCES	ISSUED	VALUATION
NEW - RESIDENTIAL	24	6,104,722
NEW - DUPLEX		
ADDITION/REMODEL	7	854,218
CONVERT TO LIVING		
DEMOLITION (SINGLE FAMILY)	1	2,500
MOVE TO SITE		
REPLACE/REPAIR	2	-
RE-ROOF / SIDE ONLY		
TOTAL	34	\$6,961,440.00

YEAR TO DATE	
ISSUED	VALUATION
24	6,104,722
7	854,218
1	2,500
2	-
34	\$6,961,440.00

MOBILE HOMES	ISSUED	VALUATION
NEW - MOBILE HOME	3	177,416
ADDITION TO MOB		
CONVERT TO STORAGE		
REPLACEMENT	3	248,675
TEMP MOBILE		
TOTAL	6	\$426,091.00

ISSUED	VALUATION
3	177,416
3	248,675
6	\$426,091.00

DETACHED BUILDINGS	ISSUED	VALUATION
NEW - AG BARN / STORAGE	3	433,377
NEW - GARAGE	3	77,394
NEW - OTHER TYPE BLDG		
NEW - OTHER TYPE STRUCTURES	2	46,785
NEW - STORAGE	4	156,720
ADDITION / REMODEL		
CONVERT TO OTHER		
DEMOLITION (DETACHED)	2	12,000
MOVE TO SITE		
REPLACE / REPAIR	2	74,690
RE-ROOF ONLY		
TOTAL	16	\$800,966.00

ISSUED	VALUATION
3	433,377
3	77,394
2	46,785
4	156,720
2	12,000
2	74,690
16	\$800,966.00

COMMERCIAL	ISSUED	VALUATION
NEW - 3 - 4 UNIT APARTMENTS		
NEW - 5 + UNIT APARTMENTS		
NEW - AIRPORT FACILITIES		
NEW - AMUSEMENT, SOCIAL, REC		
NEW - CHURCHES & OTH RELIGIOUS		
NEW - FIRE STATIONS / MEDIC ONE		
NEW - HOSPITALS / INSTITUTIONAL		
NEW - HOTEL / MOTEL / TOUR. CAB		
NEW - INDUSTRIAL		
NEW - MIXED USE		
NEW - OFFICE, BANKS, PROF		
NEW - OTHER PORTABLES		
NEW - OTHER TYPE BLDGS	1	300,000
NEW - OTHER TYPE STRUCTURES	2	353,698
NEW - PORTABLE CLASSROOM		
NEW - PUBLIC WORKS & UTILITY		
NEW - SCHOOLS & OTHER ED		
NEW - STORAGE BLDGS		
NEW - STORES & CUSTOMER SERV		
NEW - WAREHOUSE		
ADDITION / REMODEL	4	136,763
CHANGE OF USE / TEN IMPROV / OCC		
CONVERT		
DEMOLITION (COMMERCIAL)	1	900,000
MOVE TO SITE		
REPLACE / REPAIR	1	20,000
RE-ROOF ONLY	1	18,600
TOTAL	10	\$1,729,060.60

ISSUED	VALUATION
1	300,000
2	353,698
4	136,763
1	900,000
1	20,000
1	18,600
10	\$1,729,060.60

MONTHLY TOTAL	
ISSUED	VALUATION
66	\$9,917,557.60

YEARLY TOTAL	
ISSUED	VALUATION
66	\$9,917,557.60



YEAR TO DATE

**BLDG PERMITS
 VALUATION**

in thousands

January

Comparing
 2019 to 2020

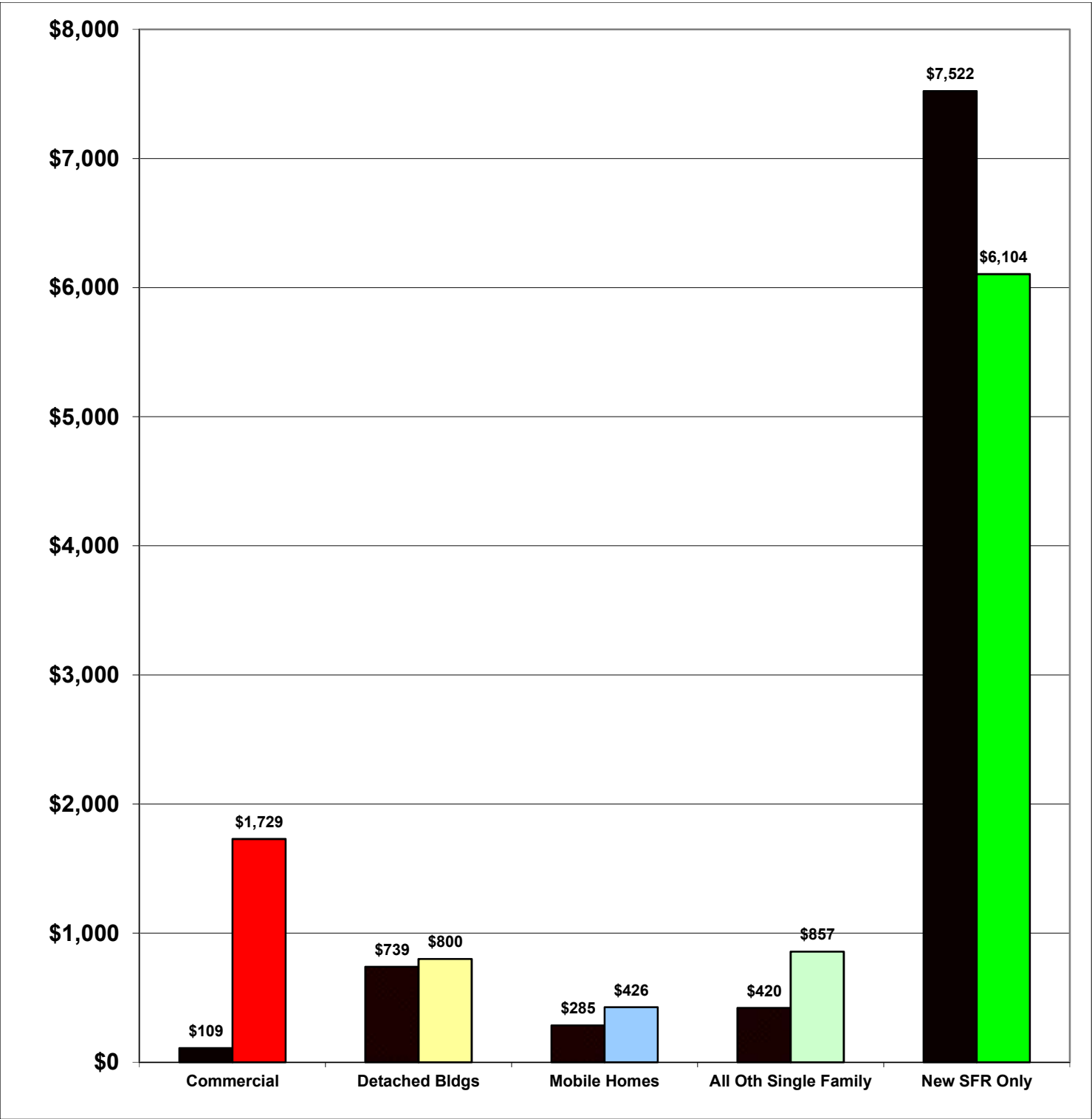
2019 \$9,075
2020 \$9,916

9%

Total Increase

Stripe = 2019 Solid = 2020

Year to Date Valuation Report
 January-20





BLDG PERMITS ISSUED

January

Comparing
2019 to 2020

Jan-19 69

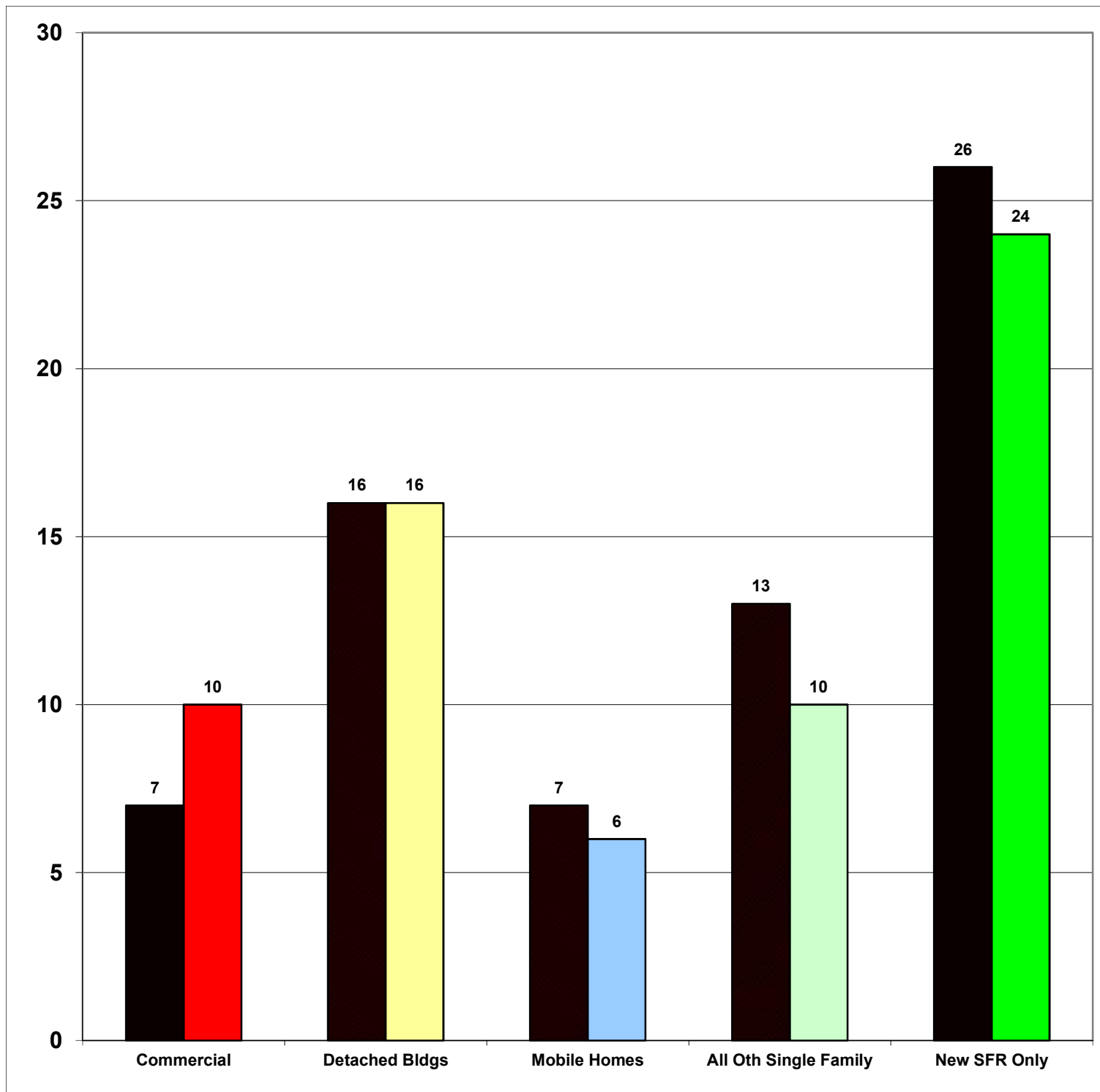
Jan-20 66

-4%

Total Increase

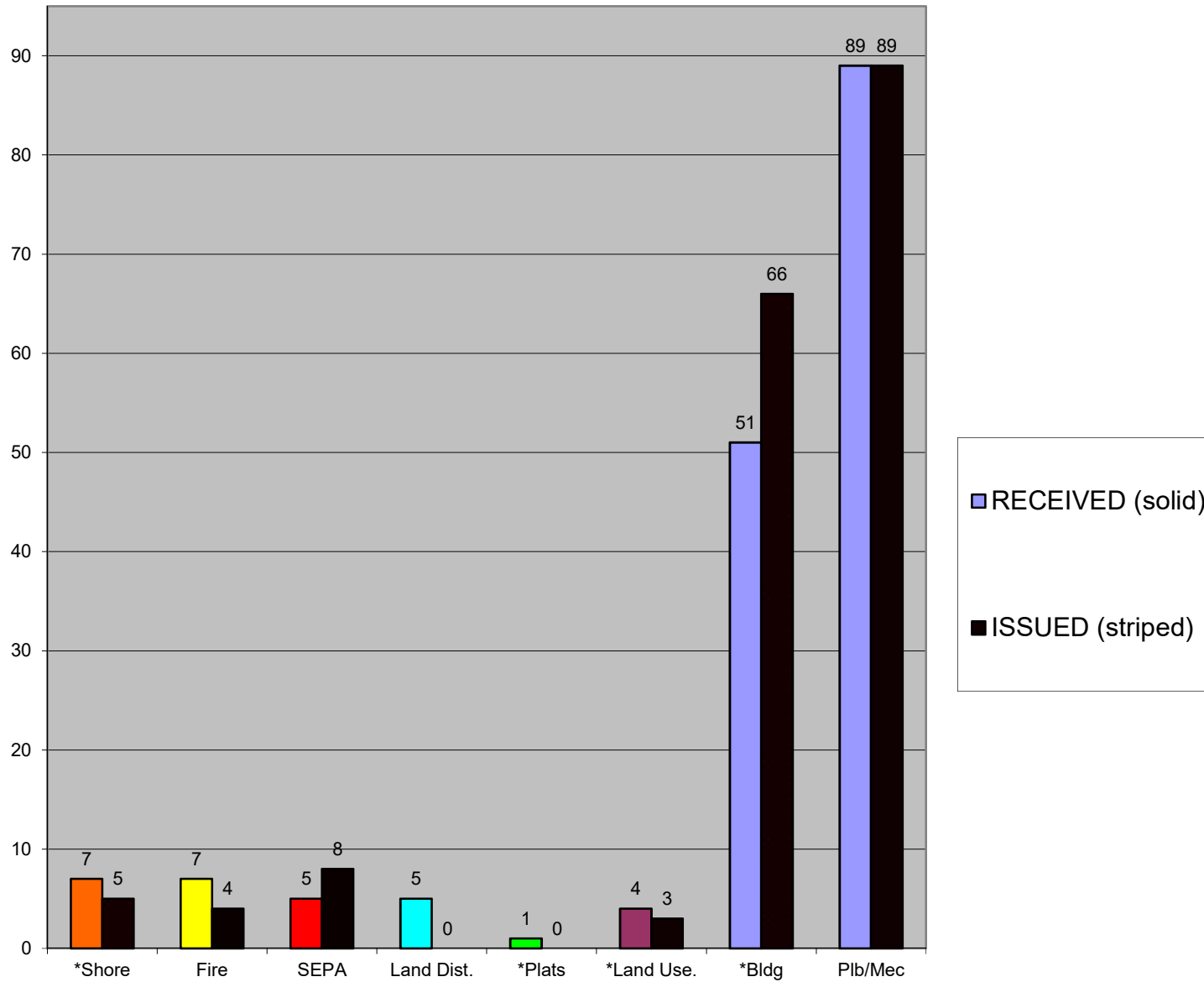
Stripe = 2019 Solid = 2020

Monthly Report
January-20





**CASES
 RECEIVED
 and
 ISSUED
 2020
 January**



Stripe = Issued
 Solid = Received

Monthly Permit Report
 January-20

- *Shore = SHC, SHR, SHV, SHX
- *Plats = LSS, SSS, BSP, PUD, MDP
- *Land Use = ADM, APL, CUP, NON, VAR
- *Bldg = COM, DET, MOB, SFR



YEAR TO DATE

**BLDG PERMITS
ISSUED**

JAN - DEC

**Comparing
2019 to 2020**

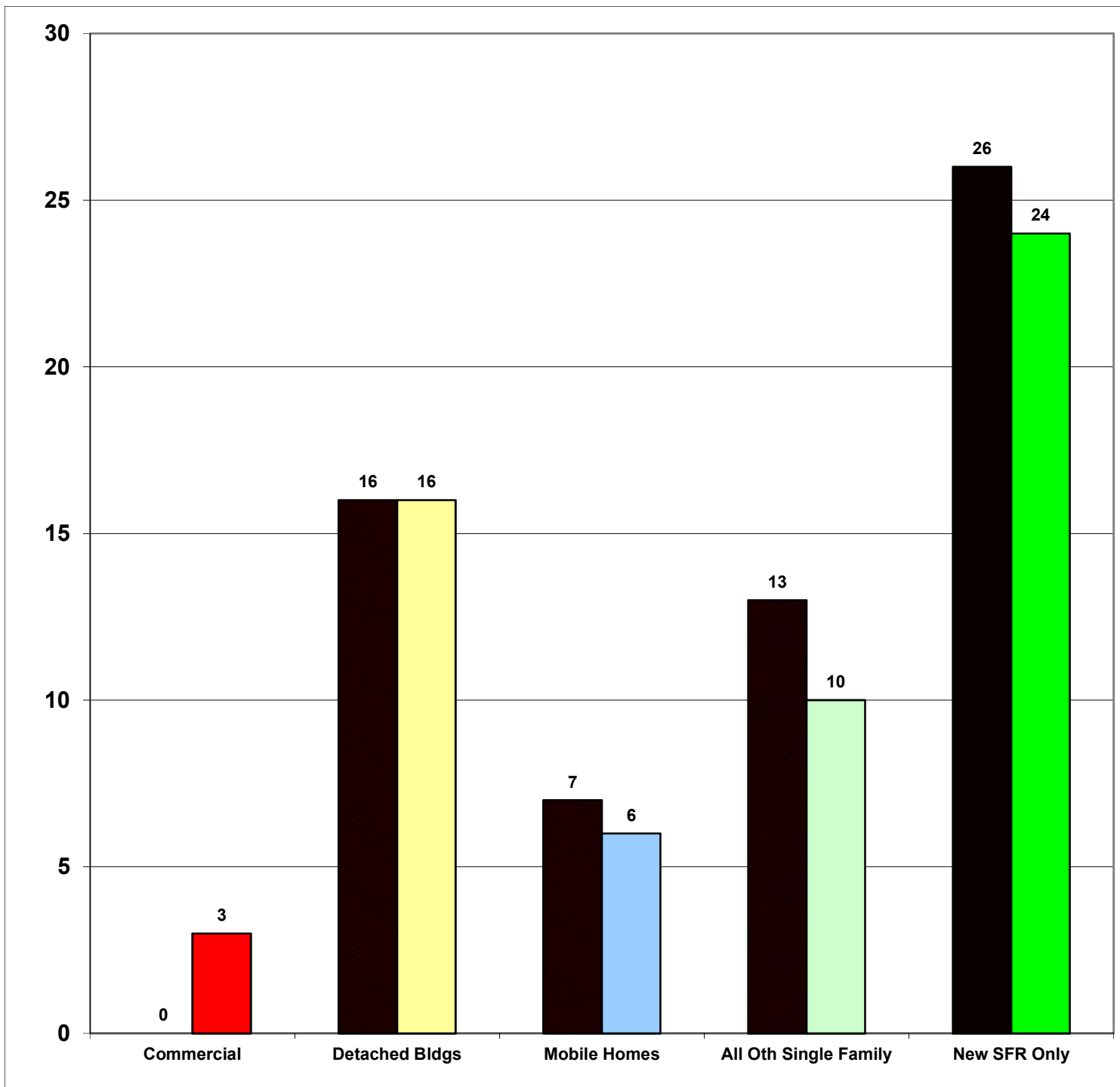
2019	62
2020	59

-5%

Total Increase

Stripe = 2019 Solid = 2020

Year to Date Report
January-20





YEAR TO DATE

**BLDG PERMITS
APPLIED FOR**

JAN - DEC

**Comparing
2019 to 2020**

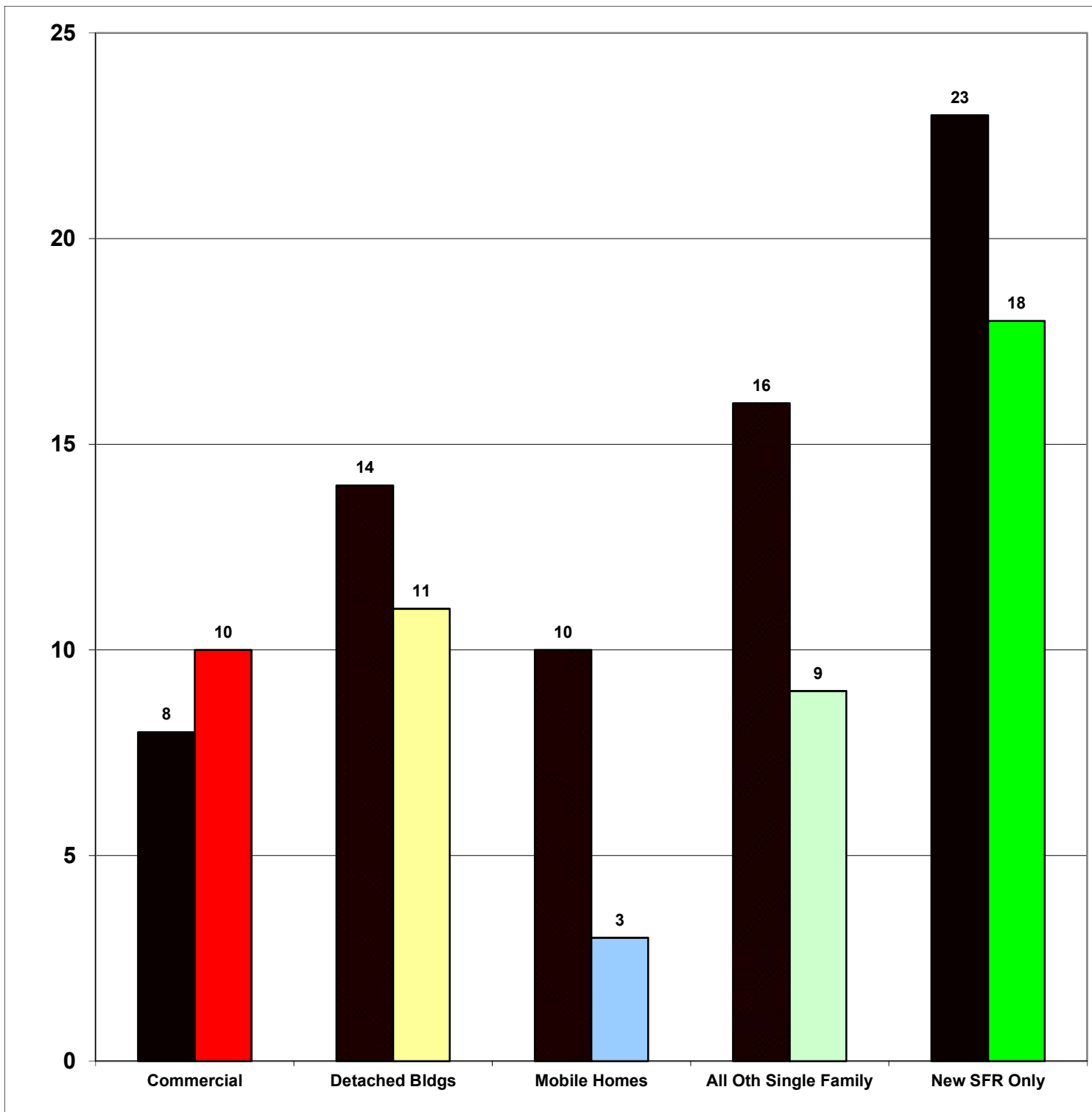
**2019 71
2020 51**

-28%

Total Increase

Stripe = 2019 Solid = 2020

**Year to Date Report
January-20**





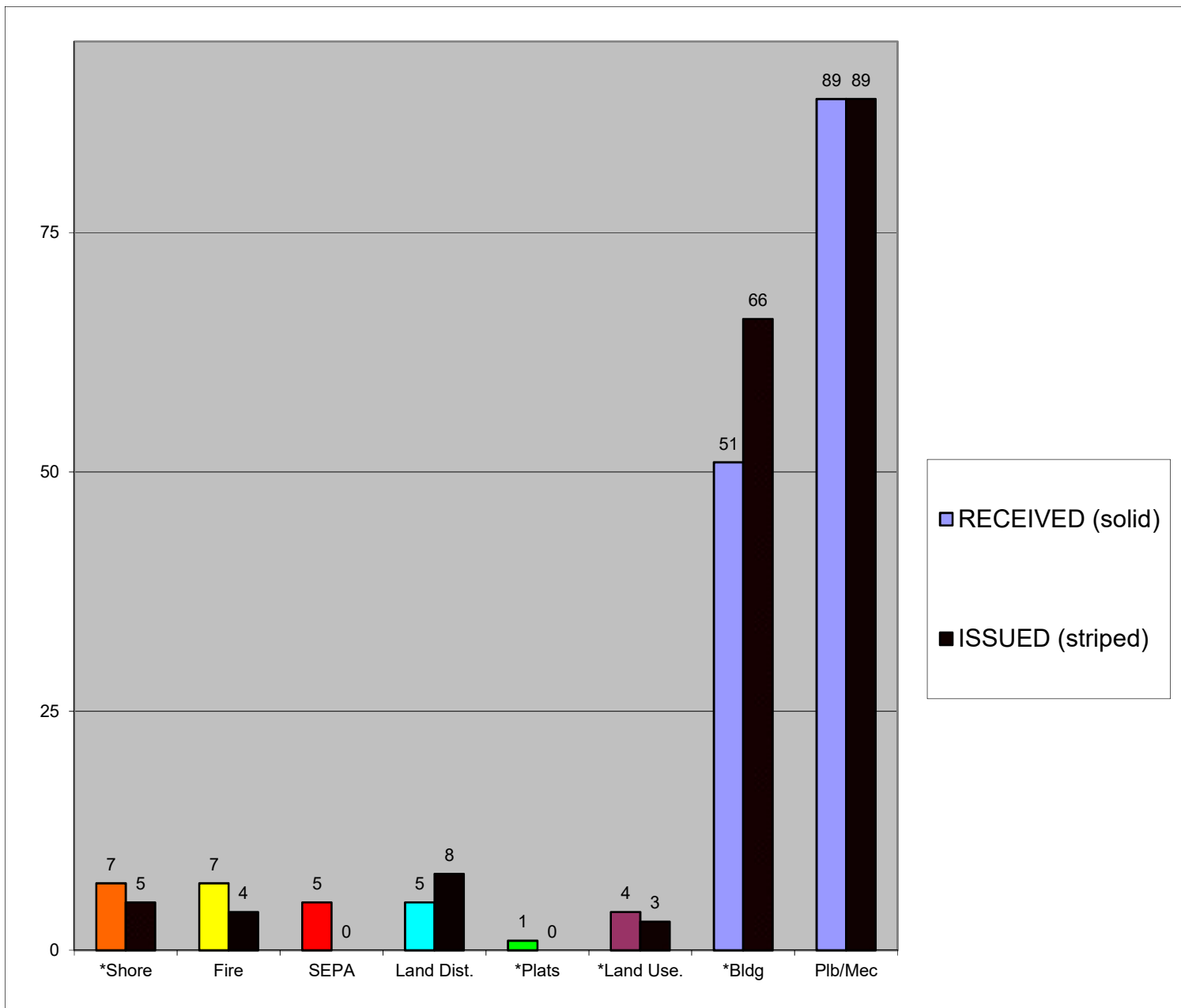
YEAR TO DATE

**CASES
 RECEIVED
 and
 ISSUED**

JAN - DEC

Stripe = Issued
Solid = Received

Year to Date Report
 January-20



*Shore = SHC, SHR, SHV, SHX

*Plats = LSS, SSS, BSP, PUD, MDP

*Land Use = ADM, APL, CUP, NON, VAR

*Bldg = COM, DET, MOB, SFR