

Permit Activity, February 20

WHATCOM COUNTY PLANNING & DEVELOPMENT 2020 February



CURRENT MONTH		
SINGLE FAMILY RESIDENCES	ISSUED	VALUATION
NEW - RESIDENTIAL	18	5,068,602
NEW - DUPLEX		
ADDITION/REMODEL	6	222,884
CONVERT TO LIVING		
DEMOLITION (SINGLE FAMILY)	1	8,000
MOVE TO SITE		
REPLACE/REPAIR	2	538,054
RE-ROOF / SIDE ONLY		
TOTAL	27	\$5,837,540.10

MOBILE HOMES	ISSUED	VALUATION
NEW - MOBILE HOME	3	200,416
ADDITION TO MOB		
CONVERT TO STORAGE		
REPLACEMENT	3	84,840
TEMP MOBILE		
TOTAL	6	\$285,256.25

DETACHED BUILDINGS	ISSUED	VALUATION
NEW - AG BARN / STORAGE		
NEW - GARAGE	2	85,280
NEW - OTHER TYPE BLDG	1	124,200
NEW - OTHER TYPE STRUCTURES	1	11,853
NEW - STORAGE	7	349,253
ADDITION / REMODEL		
CONVERT TO OTHER		
DEMOLITION (DETACHED)		
MOVE TO SITE		
REPLACE / REPAIR	1	23,560
RE-ROOF ONLY		
TOTAL	12	\$594,146.28

COMMERCIAL	ISSUED	VALUATION
NEW - 3 - 4 UNIT APARTMENTS		
NEW - 5 + UNIT APARTMENTS		
NEW - AIRPORT FACILITIES		
NEW - AMUSEMENT, SOCIAL, REC		
NEW - CHURCHES & OTH RELIGIOUS		
NEW - FIRE STATIONS / MEDIC ONE		
NEW - HOSPITALS / INSTITUTIONAL		
NEW - HOTEL / MOTEL / TOUR. CAB		
NEW - INDUSTRIAL		
NEW - MIXED USE		
NEW - OFFICE, BANKS, PROF	2	2,939,100
NEW - OTHER PORTABLES		
NEW - OTHER TYPE BLDGS		
NEW - OTHER TYPE STRUCTURES	1	69,450
NEW - PORTABLE CLASSROOM		
NEW - PUBLIC WORKS & UTILITY		
NEW - SCHOOLS & OTHER ED		
NEW - STORAGE BLDGS		
NEW - STORES & CUSTOMER SERV		
NEW - WAREHOUSE		
ADDITION / REMODEL	2	40,000
CHANGE OF USE / TEN IMPROV / OCC		
CONVERT		
DEMOLITION (COMMERCIAL)	3	93,000
MOVE TO SITE		
REPLACE / REPAIR	5	180,425
RE-ROOF ONLY		
TOTAL	13	\$3,321,975.00

MONTHLY TOTAL	
ISSUED	VALUATION
58	\$10,038,917.63

YEAR TO DATE	
ISSUED	VALUATION
39	10,285,997
13	1,077,102
2	10,500
4	538,054
58	\$11,911,653.10

ISSUED	VALUATION
6	377,832
6	333,515
12	\$711,347.25

ISSUED	VALUATION
3	433,377
3	162,674
1	124,200
2	58,638
11	505,973
2	12,000
3	98,250
25	\$1,395,112.28

ISSUED	VALUATION
2	2,939,100
1	300,000
2	423,148
6	176,763
4	993,000
6	200,425
1	18,600
22	\$5,051,035.60

YEARLY TOTAL	
ISSUED	VALUATION
117	\$19,069,148.23



YEAR TO DATE

**BLDG PERMITS
VALUATION**

in thousands

February

**Comparing
2019 to 2020**

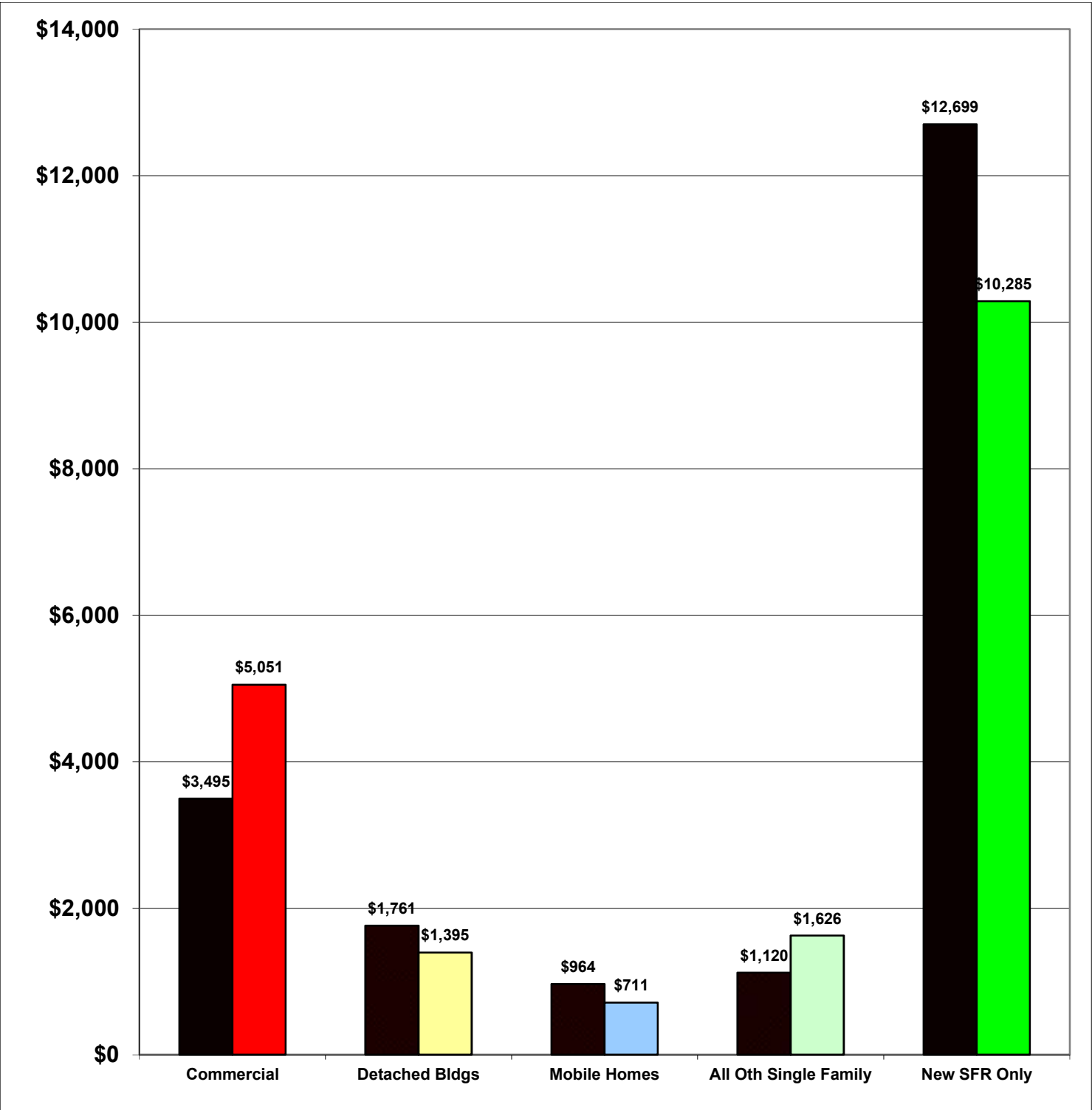
**2019 \$20,039
2020 \$19,068**

-5%

Total Increase

Stripe = 2019 Solid = 2020

Year to Date Valuation Report
February-20





BLDG PERMITS ISSUED

February

Comparing
2019 to 2020

Feb-19 68

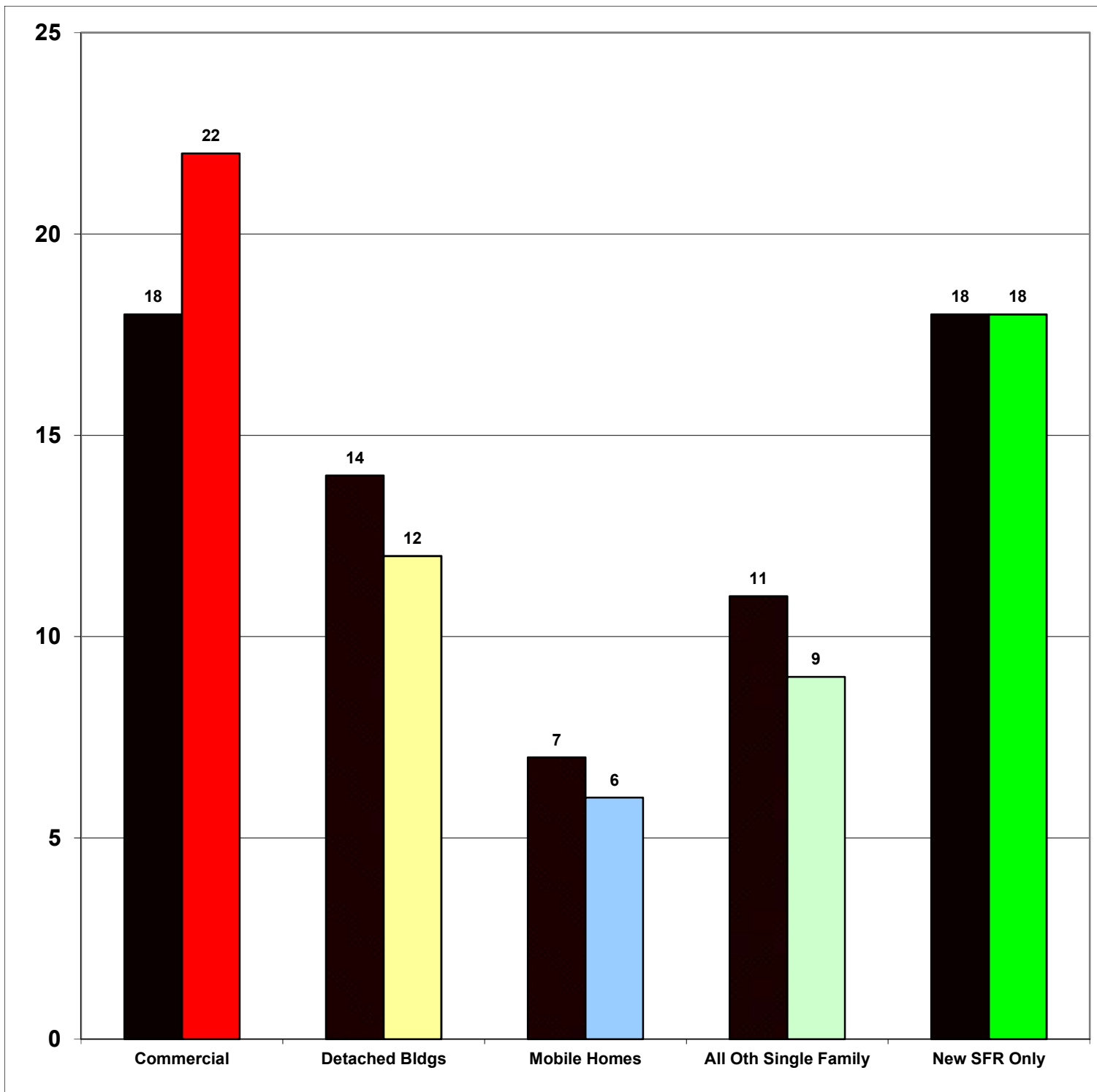
Feb-20 67

-1%

Total Increase

Stripe = 2019 Solid = 2020

Monthly Report
February-20

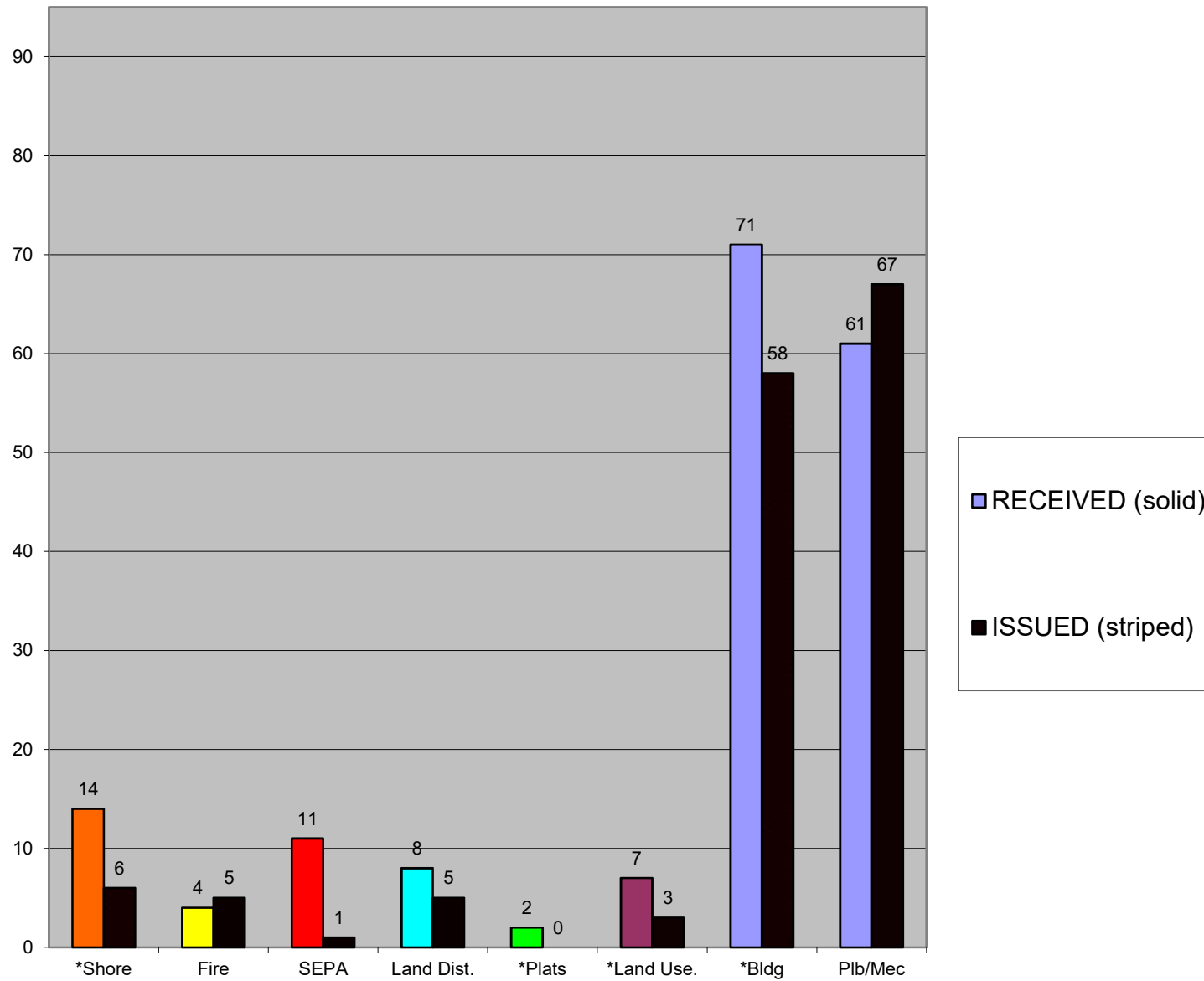




**CASES
 RECEIVED
 and
 ISSUED
 2020
 February**

Stripe = Issued
Solid = Received

Monthly Permit Report
 February-20



*Shore = SHC, SHR, SHV, SHX
 *Plats = LSS, SSS, BSP, PUD, MDP
 *Land Use = ADM, APL, CUP, NON, VAR
 *Bldg = COM, DET, MOB, SFR



YEAR TO DATE

**BLDG PERMITS
ISSUED**

JAN - DEC

**Comparing
2019 to 2020**

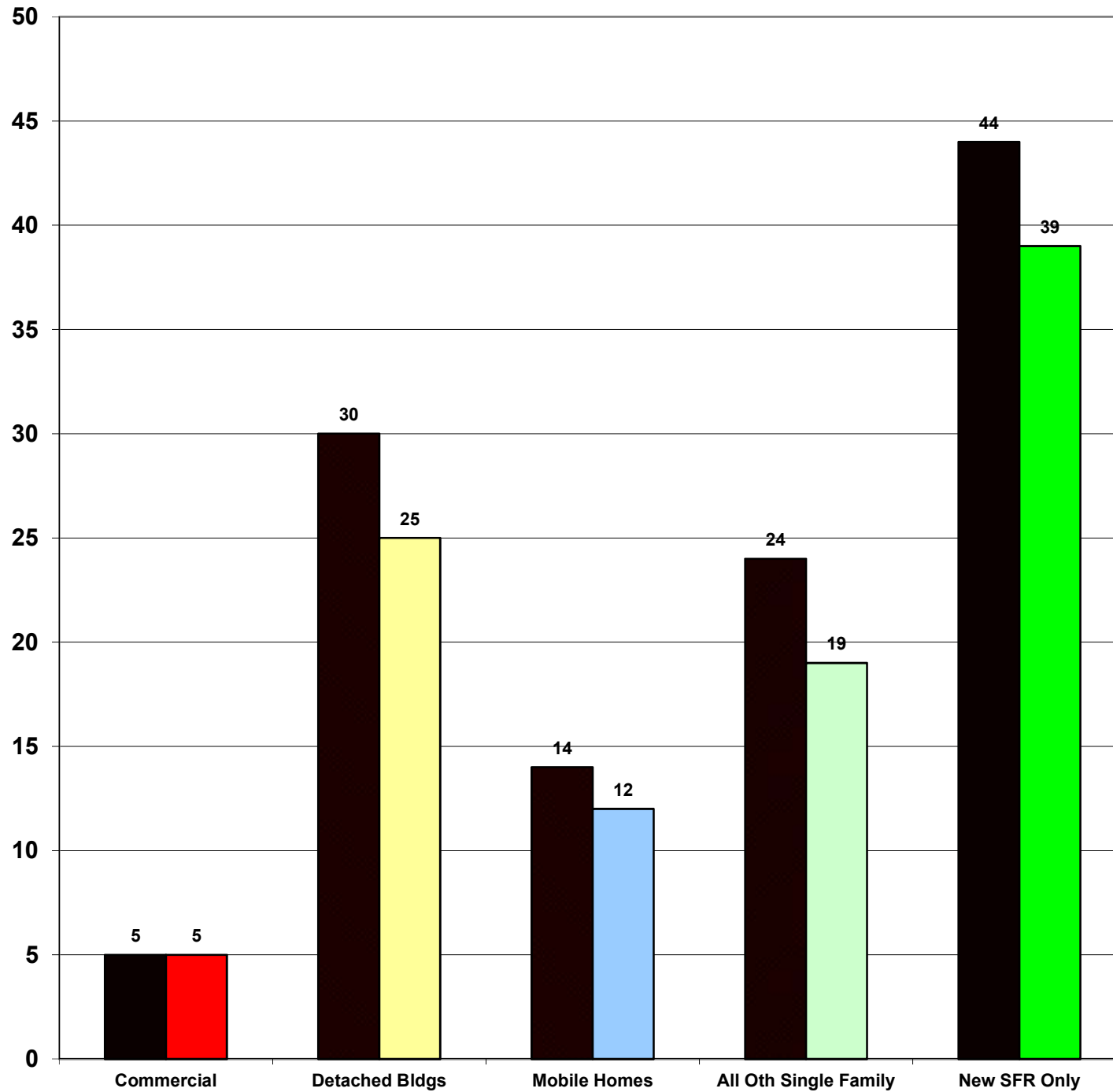
**2019 117
2020 100**

-15%

Total Increase

Stripe = 2019 Solid = 2020

**Year to Date Report
February-20**





YEAR TO DATE

**BLDG PERMITS
APPLIED FOR**

JAN - DEC

**Comparing
2019 to 2020**

2019 143

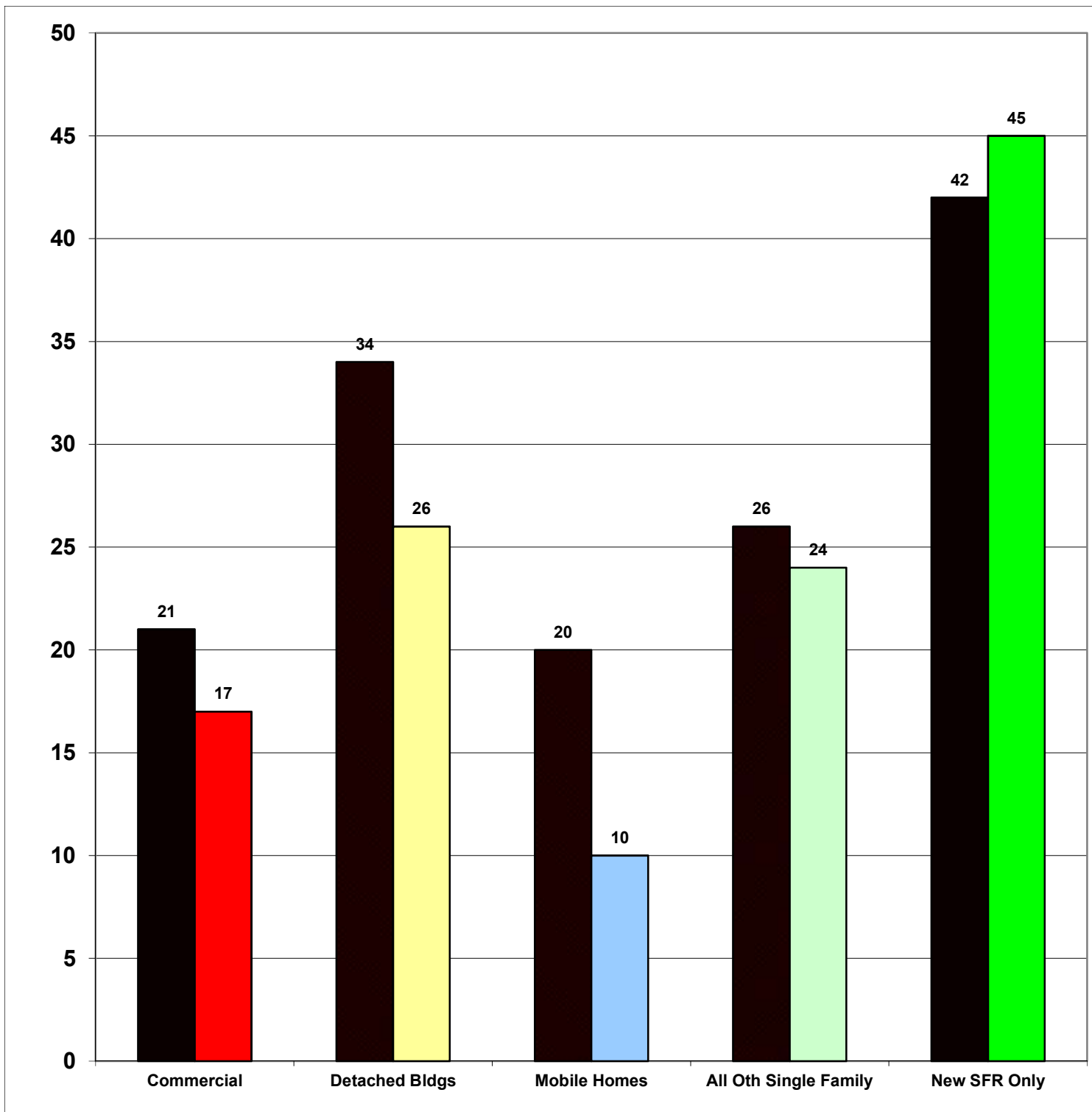
2020 122

-15%

Total Increase

Stripe = 2019 Solid = 2020

**Year to Date Report
February-20**





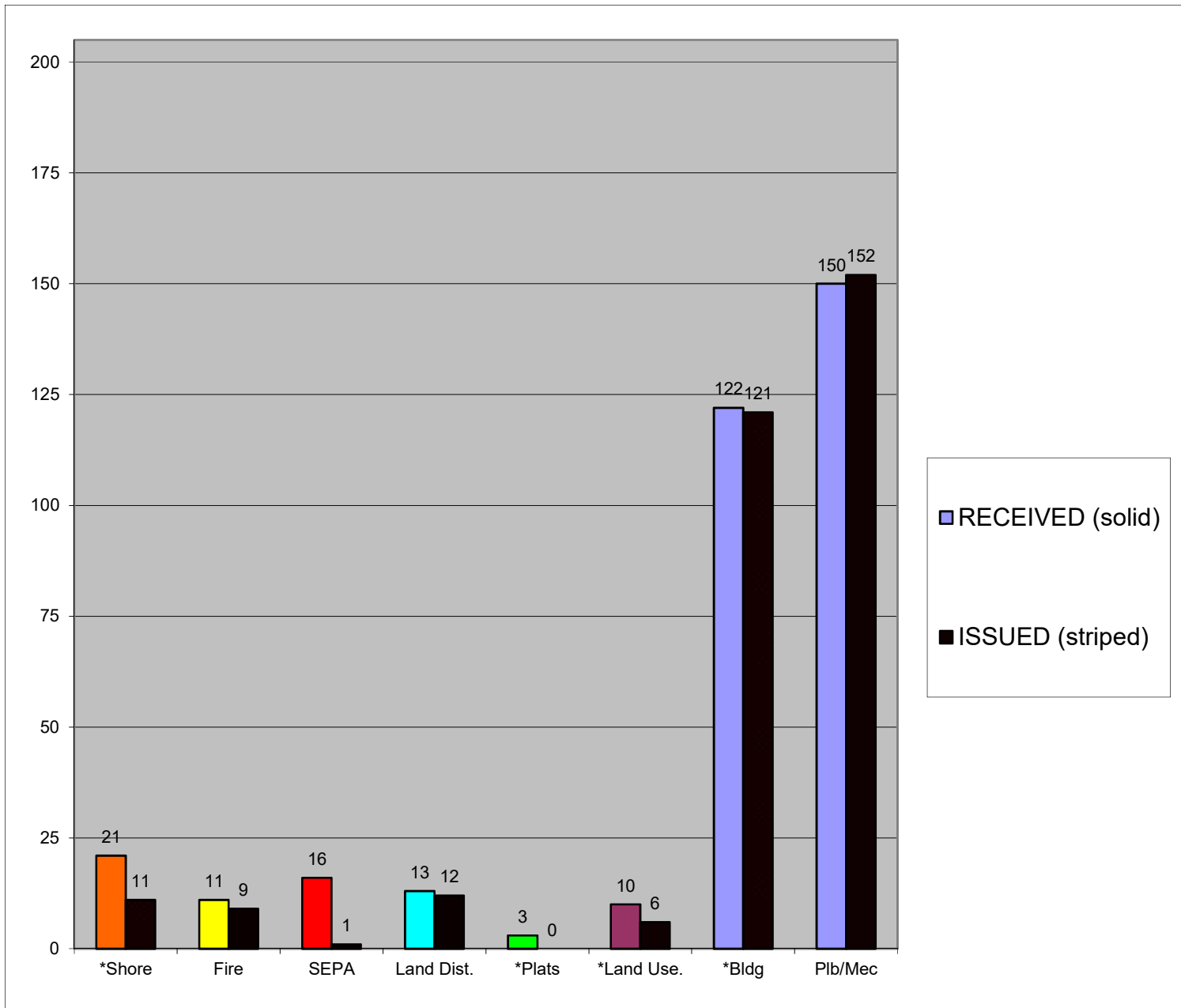
YEAR TO DATE

**CASES
 RECEIVED
 and
 ISSUED**

JAN - DEC

Stripe = Issued
Solid = Received

Year to Date Report
 February-20



*Shore = SHC, SHR, SHV, SHX
 *Plats = LSS, SSS, BSP, PUD, MDP
 *Land Use = ADM, APL, CUP, NON, VAR
 *Bldg = COM, DET, MOB, SFR