

# Permit Activity, March 20

## WHATCOM COUNTY PLANNING & DEVELOPMENT 2020 March



CURRENT MONTH		
SINGLE FAMILY RESIDENCES	ISSUED	VALUATION
NEW - RESIDENTIAL	25	6,444,414
NEW - DUPLEX		
ADDITION/REMODEL	10	488,786
CONVERT TO LIVING	1	23,374
DEMOLITION (SINGLE FAMILY)		
MOVE TO SITE		
REPLACE/REPAIR	2	41,895
RE-ROOF / SIDE ONLY		
<b>TOTAL</b>	<b>38</b>	<b>\$6,998,469.00</b>

MOBILE HOMES	ISSUED	VALUATION
NEW - MOBILE HOME	3	220,110
ADDITION TO MOB		
CONVERT TO STORAGE		
REPLACEMENT	1	2,000
TEMP MOBILE		
<b>TOTAL</b>	<b>4</b>	<b>\$222,110.00</b>

DETACHED BUILDINGS	ISSUED	VALUATION
NEW - AG BARN / STORAGE	2	43,056
NEW - GARAGE	3	50,264
NEW - OTHER TYPE BLDG		
NEW - OTHER TYPE STRUCTURES	1	6,090
NEW - STORAGE	7	349,781
ADDITION / REMODEL		
CONVERT TO OTHER		
DEMOLITION (DETACHED)		
MOVE TO SITE		
REPLACE / REPAIR	1	19,125
RE-ROOF ONLY		
<b>TOTAL</b>	<b>14</b>	<b>\$468,316.00</b>

COMMERCIAL	ISSUED	VALUATION
NEW - 3 - 4 UNIT APARTMENTS		
NEW - 5 + UNIT APARTMENTS		
NEW - AIRPORT FACILITIES		
NEW - AMUSEMENT, SOCIAL, REC		
NEW - CHURCHES & OTH RELIGIOUS	2	374,683
NEW - FIRE STATIONS / MEDIC ONE		
NEW - HOSPITALS / INSTITUTIONAL		
NEW - HOTEL / MOTEL / TOUR. CAB		
NEW - INDUSTRIAL		
NEW - MIXED USE		
NEW - OFFICE, BANKS, PROF		
NEW - OTHER PORTABLES		
NEW - OTHER TYPE BLDGS	1	80,730
NEW - OTHER TYPE STRUCTURES	4	342,793
NEW - PORTABLE CLASSROOM		
NEW - PUBLIC WORKS & UTILITY		
NEW - SCHOOLS & OTHER ED		
NEW - STORAGE BLDGS		
NEW - STORES & CUSTOMER SERV		
NEW - WAREHOUSE		
ADDITION / REMODEL	2	24,984
CHANGE OF USE / TEN IMPROV / OCC	2	50,000
CONVERT		
DEMOLITION (COMMERCIAL)	1	235,000
MOVE TO SITE		
REPLACE / REPAIR	4	710,000
RE-ROOF ONLY		
<b>TOTAL</b>	<b>16</b>	<b>\$1,818,190.25</b>

MONTHLY TOTAL	
ISSUED	VALUATION
72	\$9,507,085.25

YEAR TO DATE	
ISSUED	VALUATION
64	16,730,411
23	1,565,888
1	23,374
2	10,500
6	579,949
<b>96</b>	<b>\$18,910,122.10</b>

ISSUED	VALUATION
9	597,942
7	335,515
<b>16</b>	<b>\$933,457.25</b>

ISSUED	VALUATION
5	476,433
8	212,938
1	124,200
4	64,728
18	855,754
2	12,000
4	117,375
<b>42</b>	<b>\$1,863,428.28</b>

ISSUED	VALUATION
2	374,683
2	2,939,100
2	380,730
7	765,941
8	201,747
2	50,000
5	1,228,000
10	910,425
1	18,600
<b>39</b>	<b>\$6,869,225.85</b>

YEARLY TOTAL	
ISSUED	VALUATION
193	\$28,576,233.48



**YEAR TO DATE**

**BLDG PERMITS  
 VALUATION**

in thousands

**March**

Comparing  
 2019 to 2020

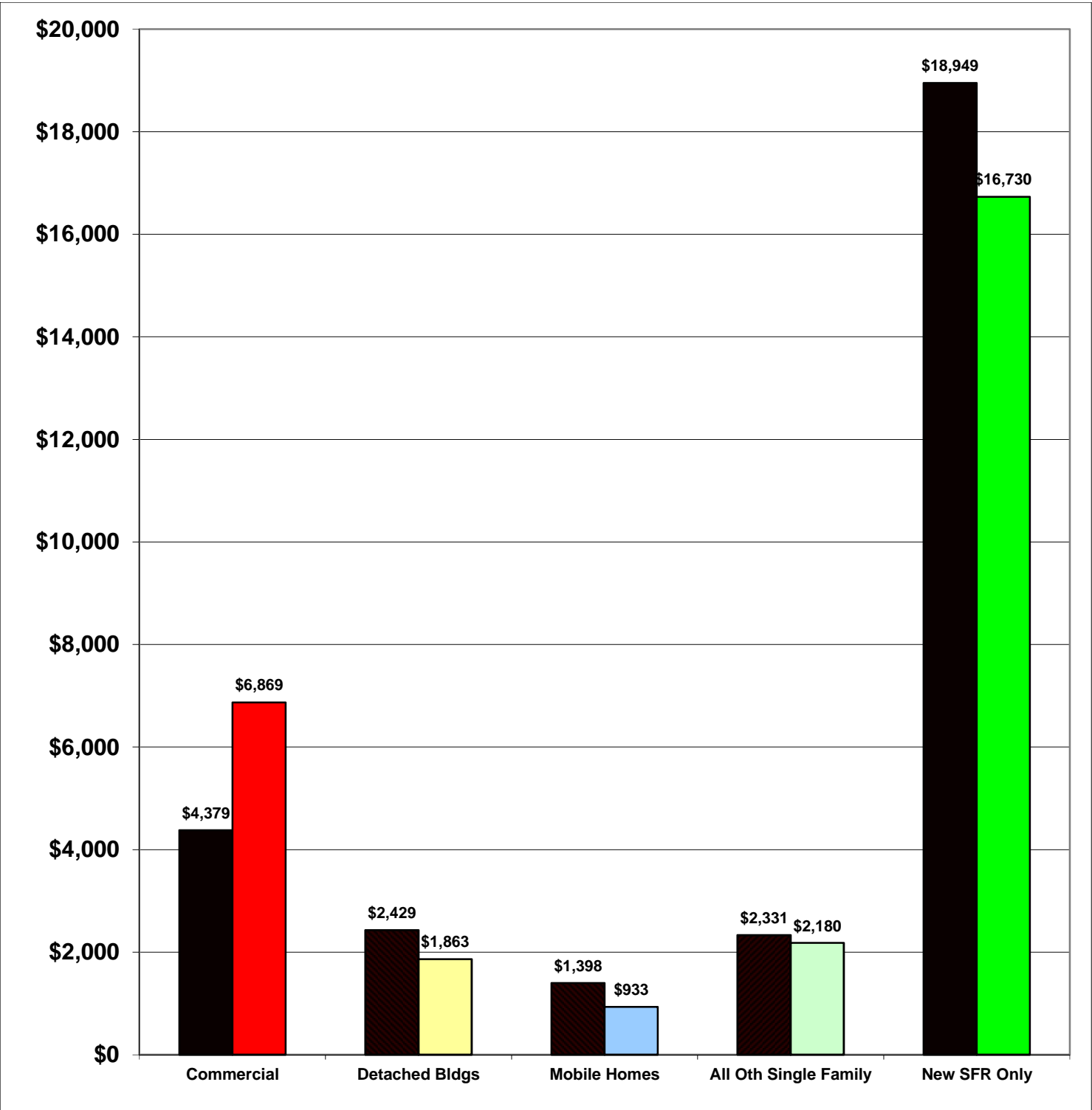
**2019     \$29,486**  
**2020     \$28,575**

-3%

**Total Increase**

Stripe = 2019    Solid = 2020

Year to Date Valuation Report  
 March-20





## BLDG PERMITS ISSUED

March

Comparing  
2019 to 2020

Mar-19 80

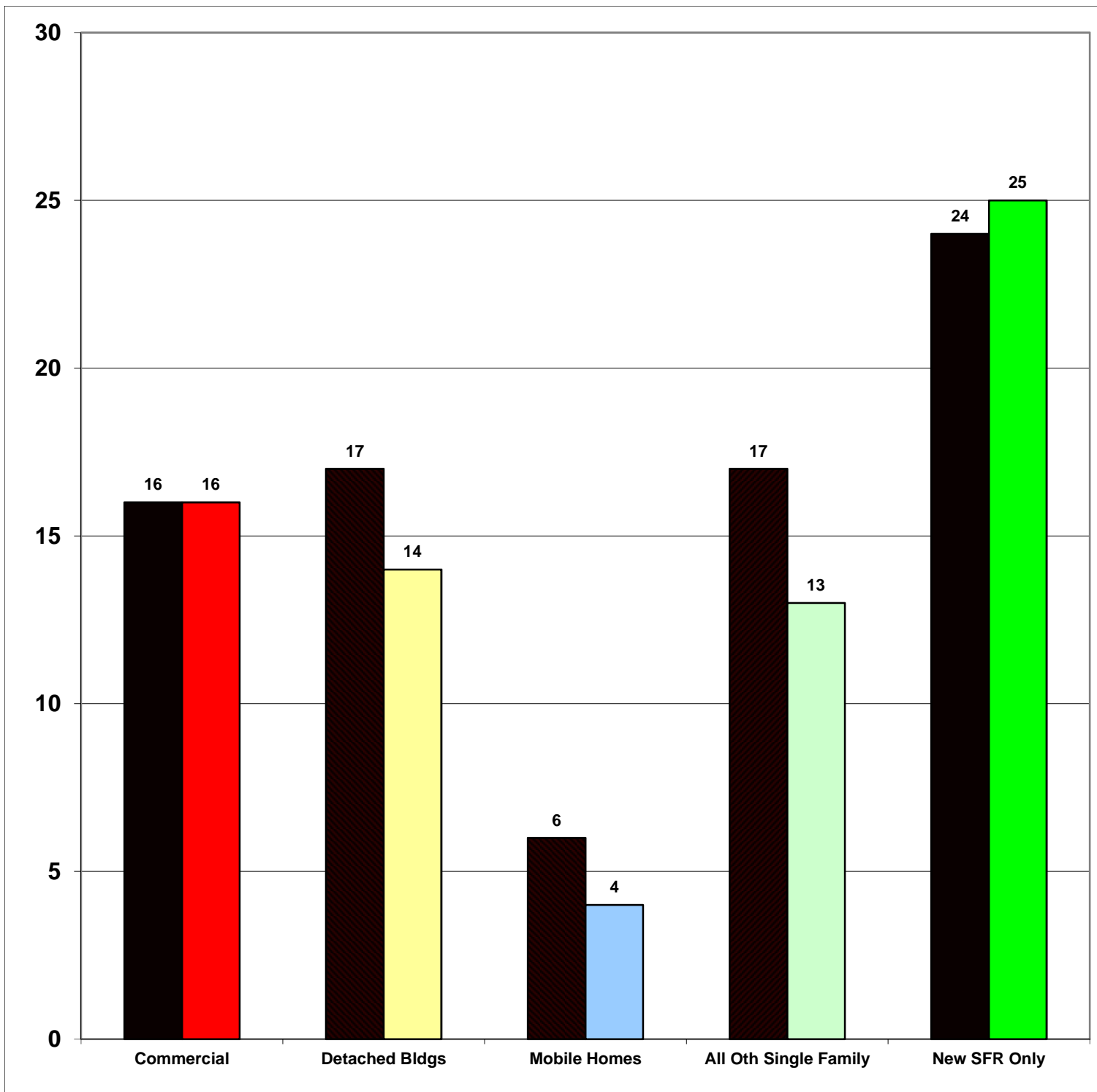
Mar-20 72

-10%

Total Increase

Stripe = 2019 Solid = 2020

Monthly Report  
March-20

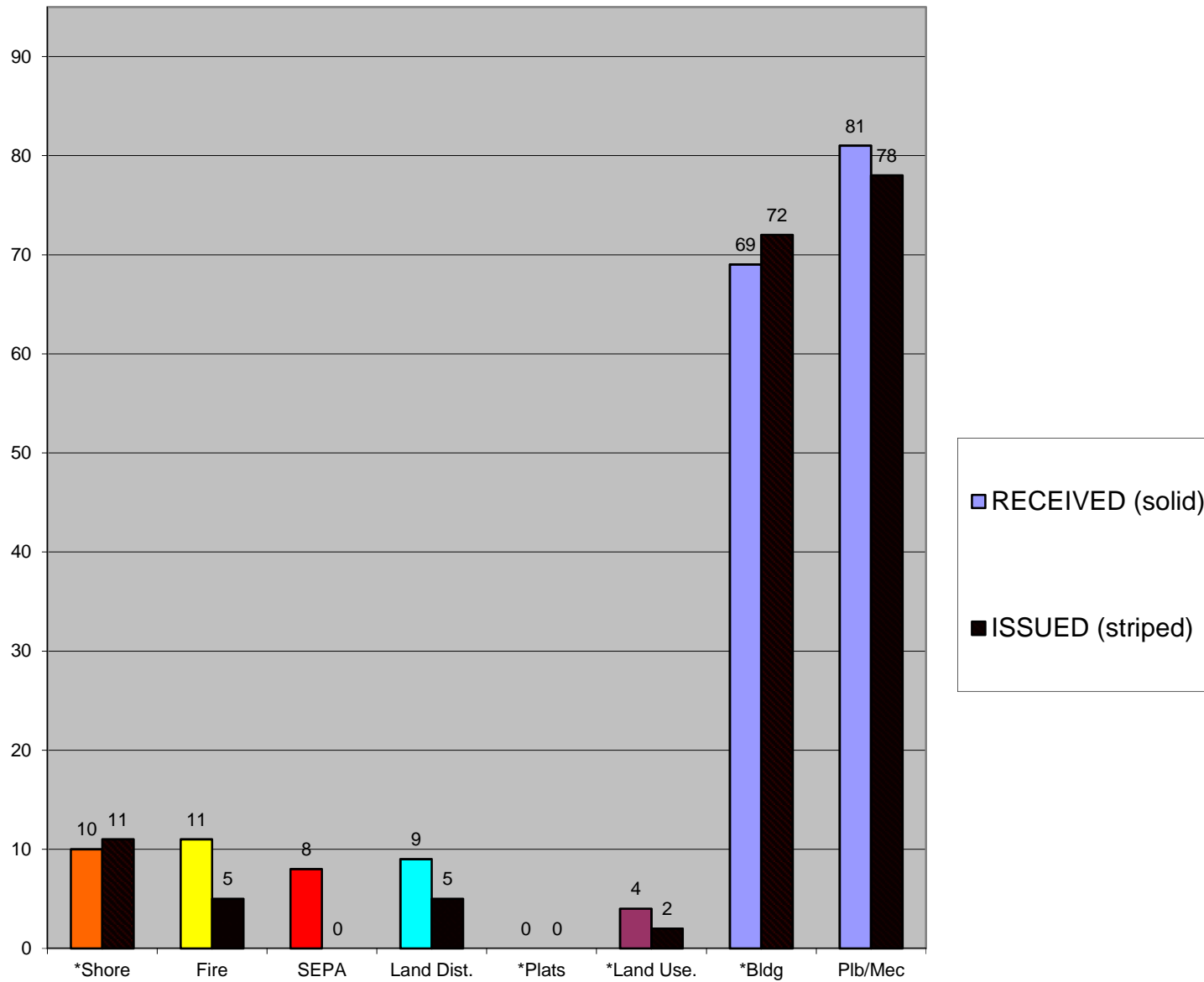




**CASES  
 RECEIVED  
 and  
 ISSUED  
 2020  
 March**

**Stripe = Issued**  
**Solid = Received**

Monthly Permit Report  
 March-20



\*Shore = SHC, SHR, SHV, SHX  
 \*Plats = LSS, SSS, BSP, PUD, MDP  
 \*Land Use = ADM, APL, CUP, NON, VAR  
 \*Bldg = COM, DET, MOB, SFR



**YEAR TO DATE**

**BLDG PERMITS  
ISSUED**

**JAN - DEC**

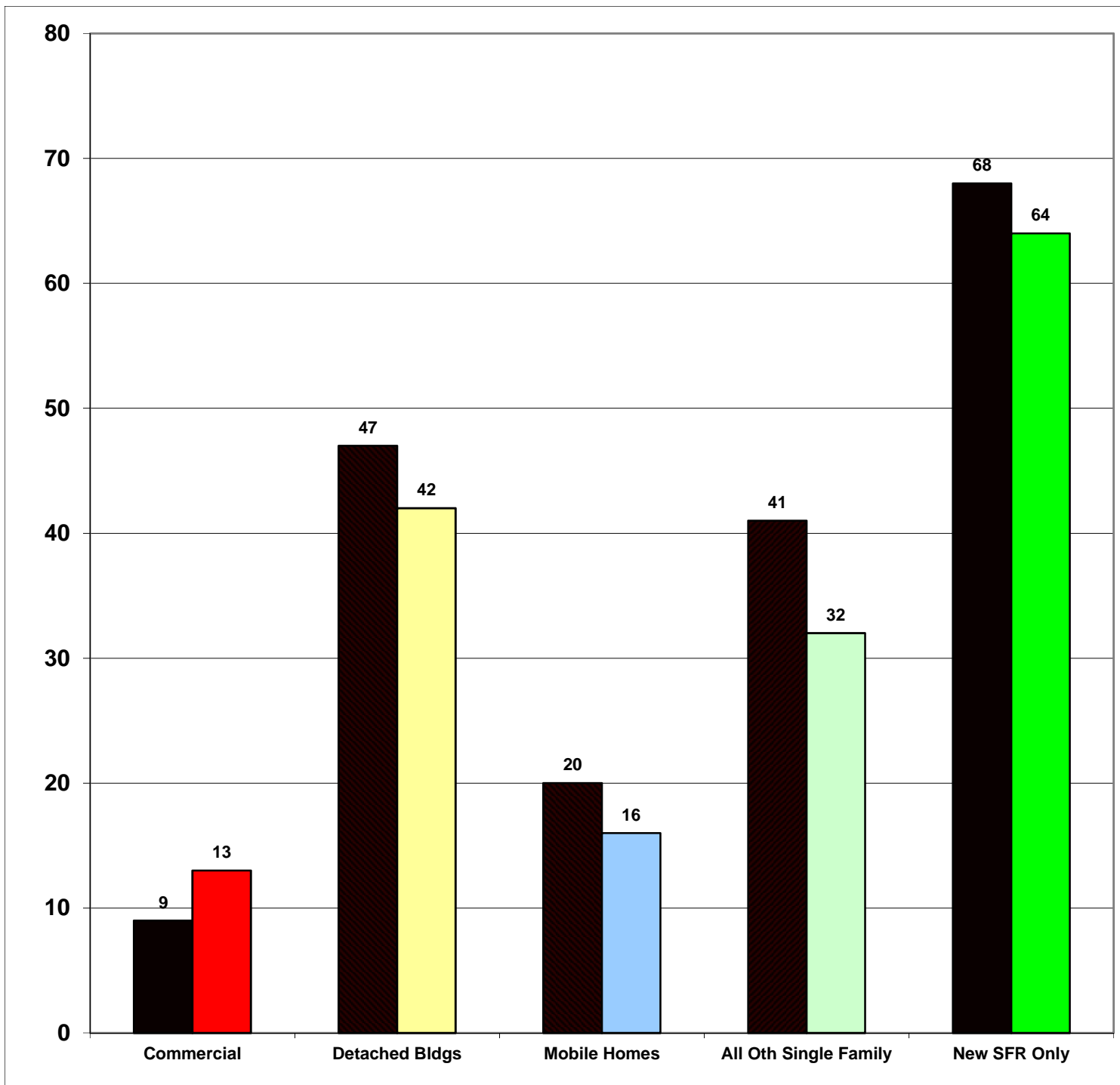
**Comparing  
2019 to 2020**

<b>2019</b>	<b>185</b>
<b>2020</b>	<b>167</b>

**-10%**

**Total Increase**

**Stripe = 2019    Solid = 2020**





**YEAR TO DATE**

**BLDG PERMITS  
APPLIED FOR**

**JAN - DEC**

**Comparing  
2019 to 2020**

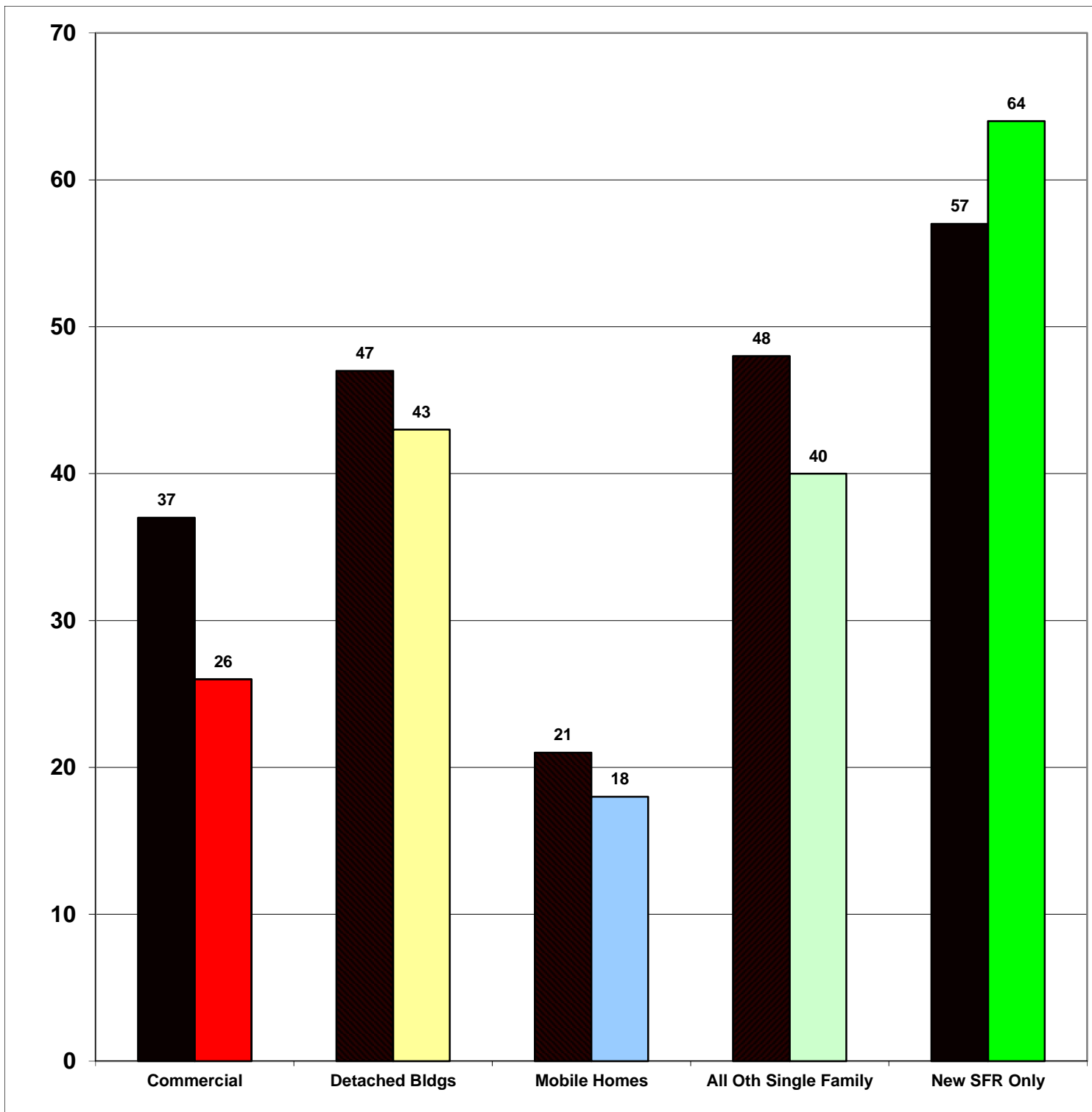
<b>2019</b>	<b>210</b>
<b>2020</b>	<b>191</b>

**-9%**

**Total Increase**

**Stripe = 2019    Solid = 2020**

Year to Date Report  
March-20





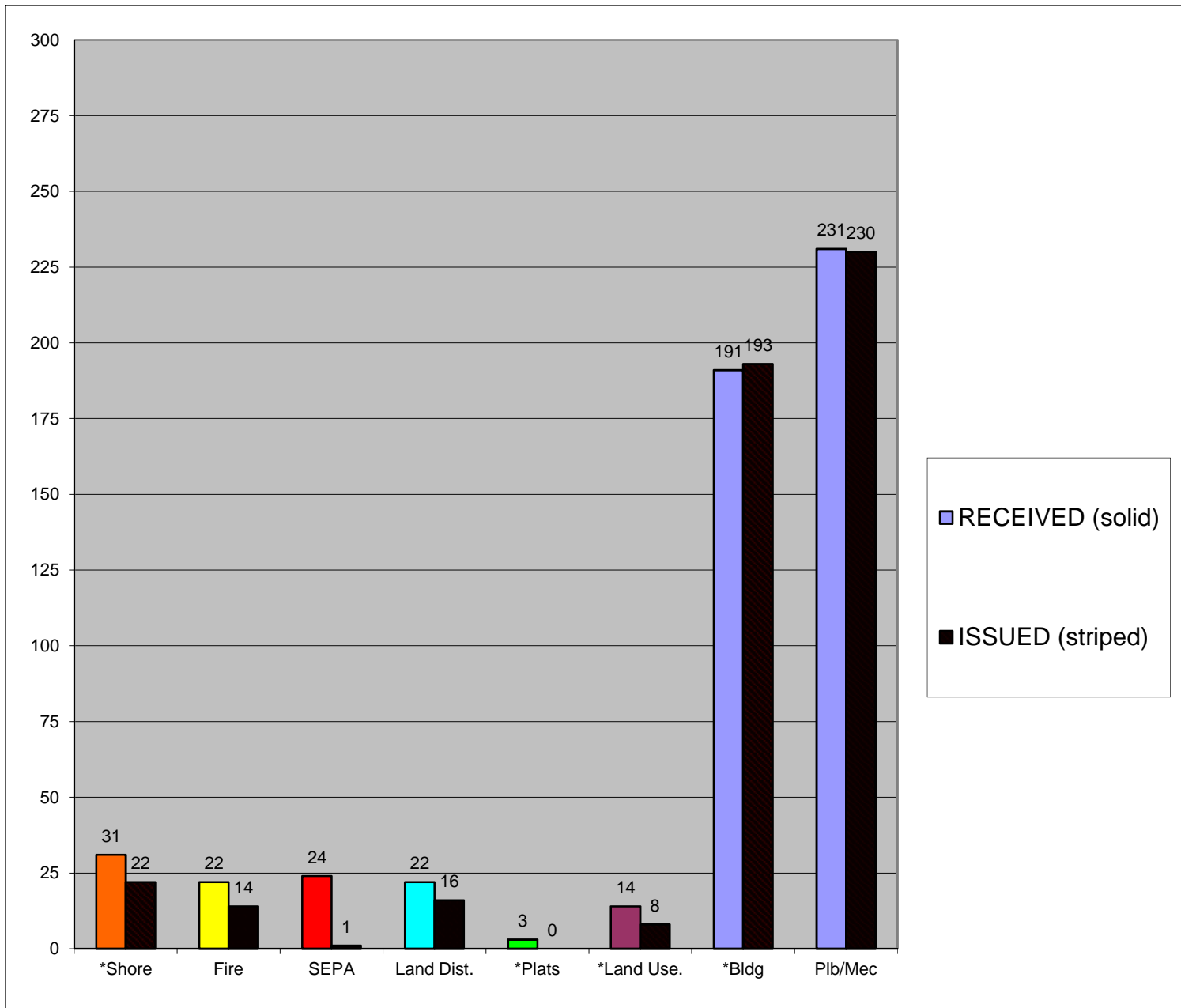
**YEAR TO DATE**

**CASES  
RECEIVED  
and  
ISSUED**

**JAN - DEC**

**Stripe = Issued**  
**Solid = Received**

Year to Date Report  
March-20



\*Shore = SHC, SHR, SHV, SHX

\*Plats = LSS, SSS, BSP, PUD, MDP

\*Land Use = ADM, APL, CUP, NON, VAR

\*Bldg = COM, DET, MOB, SFR