

Permit Activity, December 2014

WHATCOM COUNTY PLANNING & DEVELOPMENT
2014 December



CURRENT MONTH		
SINGLE FAMILY RESIDENCES	ISSUED	VALUATION
NEW - RESIDENTIAL	13	3,955,369
NEW - DUPLEX		
ADDITION/REMODEL	5	437,852
CONVERT TO LIVING		
DEMOLITION (SINGLE FAMILY)	2	37,264
MOVE TO SITE		
REPLACE/REPAIR	1	85,000
RE-ROOF / SIDE ONLY		
TOTAL	21	\$4,515,485.00

SFR

YEAR TO DATE	
ISSUED	VALUATION
265	66,628,549
4	1,738,510
95	5,021,404
27	256,624
1	14,600
27	1,175,582
419	\$74,835,268.64

MOBILE HOMES	ISSUED	VALUATION
NEW - MOBILE HOME	0	-
ADDITION TO MOB		
CONVERT TO STORAGE		
REPLACEMENT		
TEMP MOBILE		
TOTAL	-	\$0.00

MOB

ISSUED	VALUATION
41	2,013,565
8	220,246
49	\$2,233,811.00

DETACHED BUILDINGS	ISSUED	VALUATION
NEW - AG BARN / STORAGE	1	58,230
NEW - GARAGE		
NEW - OTHER TYPE BLDS	1	44,064
NEW - OTHER TYPE STRUCTURES	1	28,500
NEW - STORAGE	10	437,232
ADDITION / REMODEL	1	8,640
CONVERT TO OTHER		
DEMOLITION (DETACHED)		
MOVE TO SITE		
REPLACE / REPAIR		
RE-ROOF ONLY		
TOTAL	14	\$576,666.00

DET

ISSUED	VALUATION
32	2,262,348
42	1,478,924
3	57,624
27	515,912
77	2,796,226
13	1,275,094
1	41,160
16	56,350
1	9,600
12	622,331
224	\$9,115,568.60

COMMERCIAL	ISSUED	VALUATION
NEW - 3 - 4 UNIT APARTMENTS		
NEW - 5 + UNIT APARTMENTS		
NEW - AIRPORT FACILITIES		
NEW - AMUSEMENT, SOCIAL, REC		
NEW - CHURCHES & OTH RELIGIOUS		
NEW - FIRE STATIONS / MEDIC ONE		
NEW - HOSPITALS / INSTITUTIONAL		
NEW - HOTEL / MOTEL / TOUR. CAB		
NEW - INDUSTRIAL	2	281,240
NEW - MIXED USE		
NEW - OFFICE, BANKS, PROF		
NEW - OTHER PORTABLES		
NEW - OTHER TYPE BLDGS		
NEW - OTHER TYPE STRUCTURES		
NEW - PORTABLE CLASSROOM		
NEW - PUBLIC WORKS & UTILITY		
NEW - SCHOOLS & OTHER ED		
NEW - STORAGE BLDGS	1	40,781
NEW - STORES & CUSTOMER SERV		
NEW - WAREHOUSE		
ADDITION / REMODEL	10	236,031
CHANGE OF USE / TEN IMPROV / OCC	1	30,000
CONVERT		
DEMOLITION (COMMERCIAL)		
MOVE TO SITE		
REPLACE / REPAIR		
RE-ROOF ONLY		
TOTAL	14	\$588,052.00

COM

ISSUED	VALUATION
1	6,455,305
1	19,660
8	13,019,840
1	492,298
2	19,000
2	19,000
5	277,133
32	7,111,665
1	78,500
6	1,203,859
1	6,000
4	1,789,570
54	5,493,040
39	1,459,686
1	68,885
2	6,600
15	989,745
3	51,465
178	\$38,561,251.34

MONTHLY TOTAL	
ISSUED	VALUATION
49	\$5,680,203.00

YEARLY TOTAL	
ISSUED	VALUATION
870	\$124,745,899.58



YEAR TO DATE

**BLDG PERMITS
 VALUATION**

in thousands

December

**Comparing
 2013 to 2014**

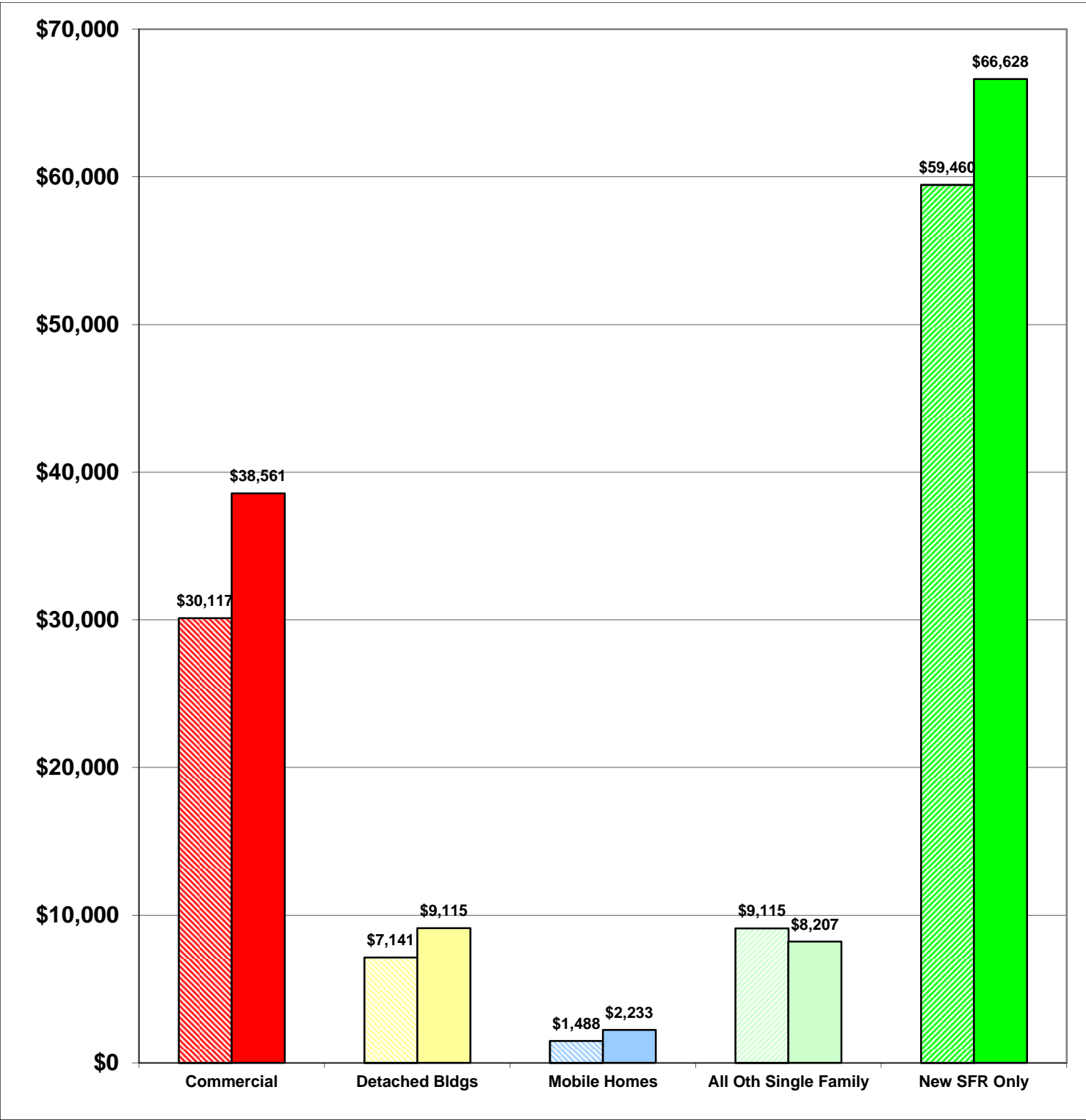
**2013 \$107,321
 2014 \$124,744**

16%

Total Increase

Stripe = 2013 Solid = 2014

Year to Date Valuation Report
 December-14





**BLDG PERMITS
 ISSUED**

December

**Comparing
 2013 to 2014**

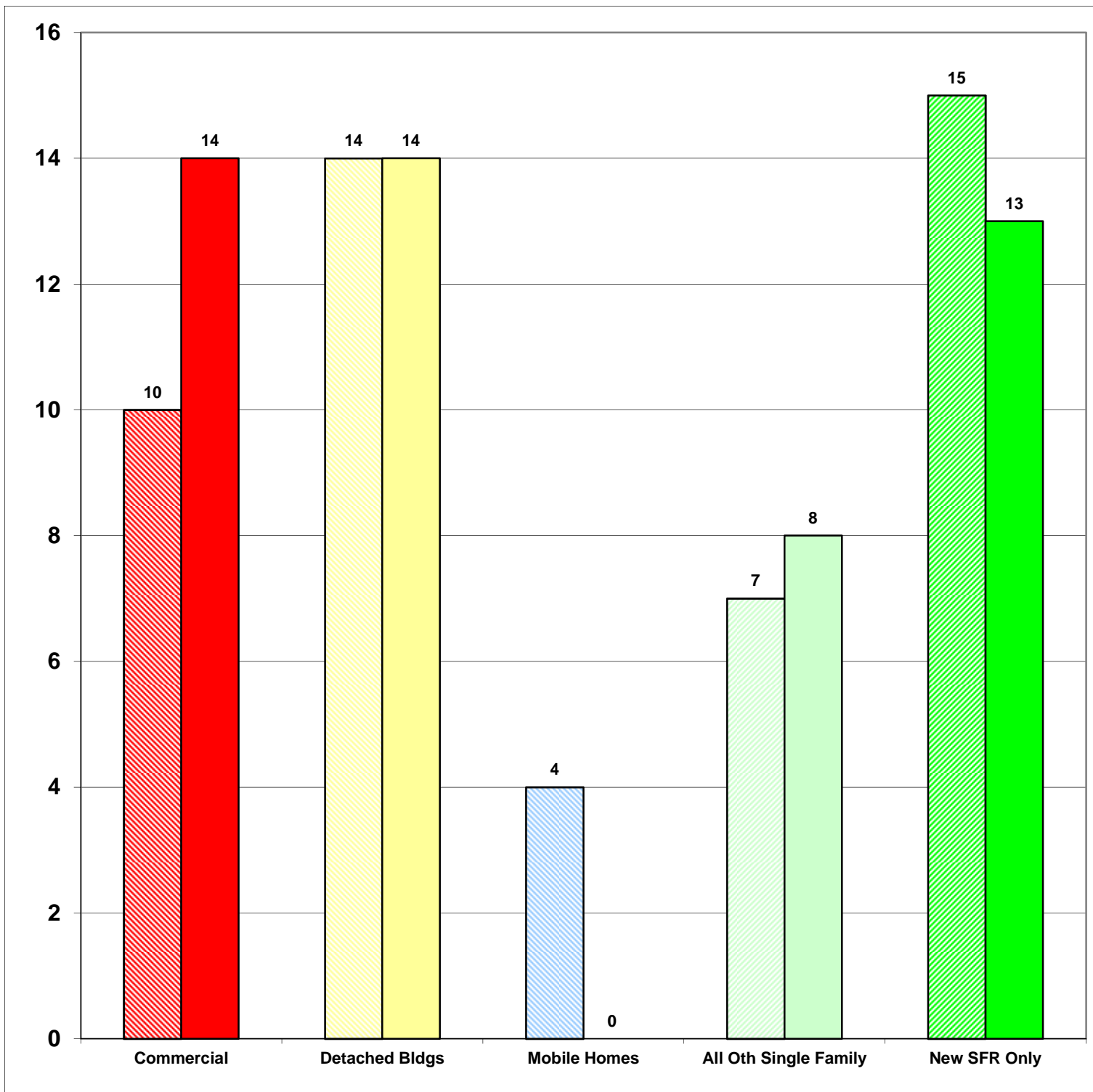
**Dec-13 50
 Dec-14 49**

-2%

Total Increase

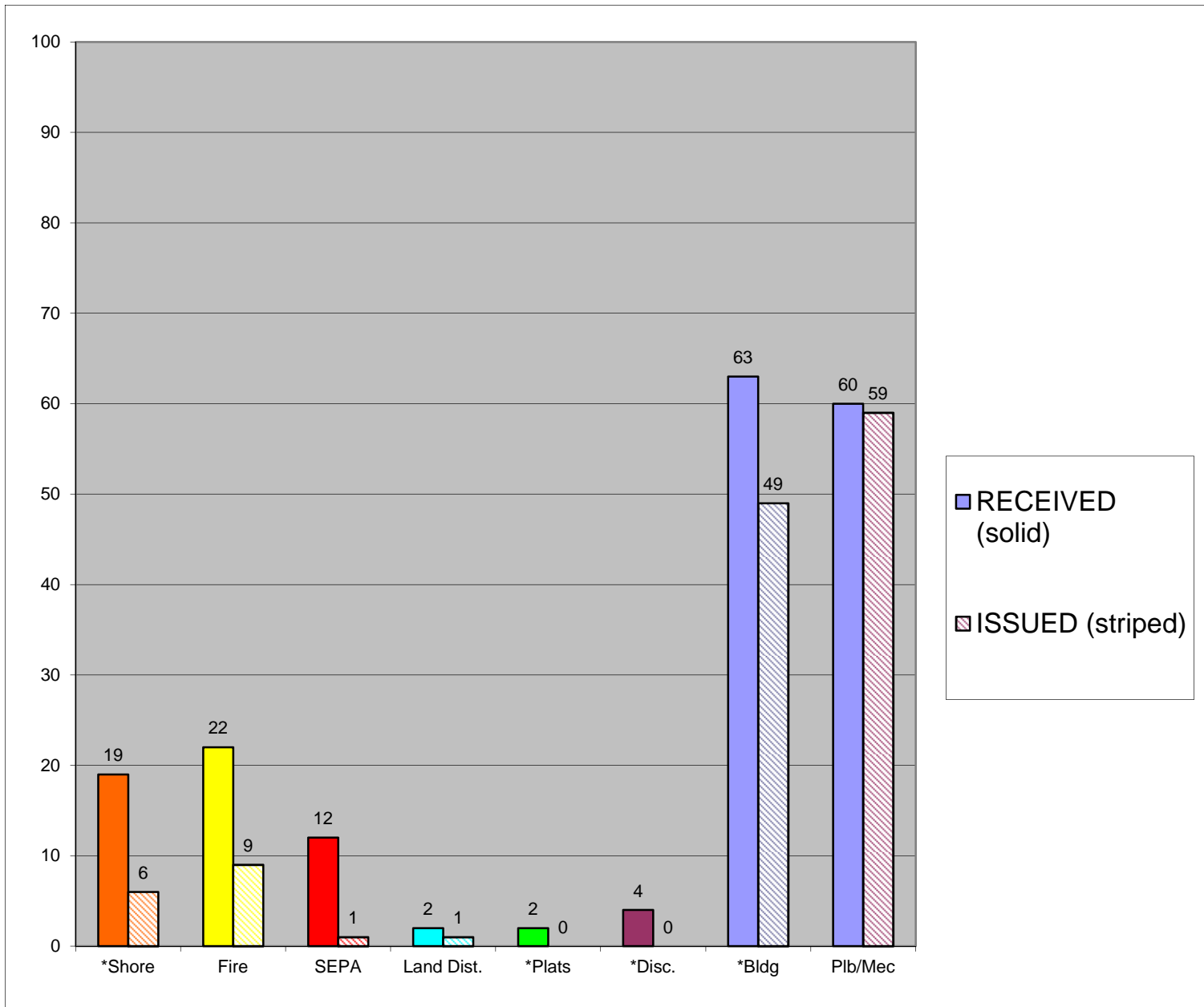
Stripe = 2013 Solid = 2014

Monthly Report
 December-14





**CASES
 RECEIVED
 and
 ISSUED
 2014
 December**



Stripe = Issued
 Solid = Received

Monthly Permit Report
 December-14

*Shore = SHC, SHR, SHV, SHX
 *Plats = LSS, SSS, BSP, PUD, MDP
 *Disc = ADM, APL, CUP, NON, VAR
 *Bldg = COM, DET, MOB, SFR



YEAR TO DATE

**BLDG PERMITS
ISSUED**

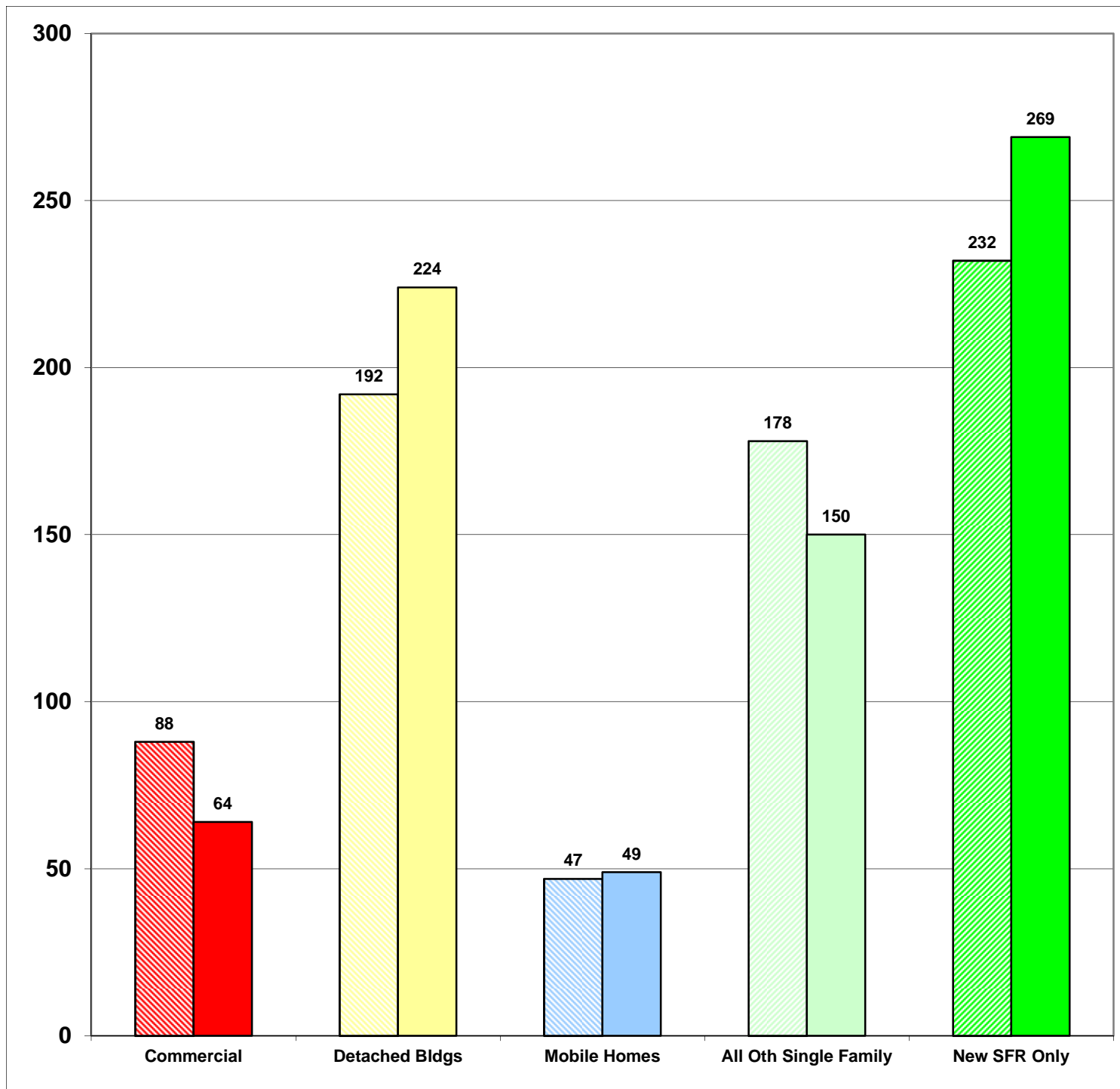
JAN - DEC

**Comparing
2013 to 2014**

**2013 737
2014 756**

**3%
Total Increase**

Stripe = 2013 Solid = 2014





YEAR TO DATE

**BLDG PERMITS
APPLIED FOR**

JAN - DEC

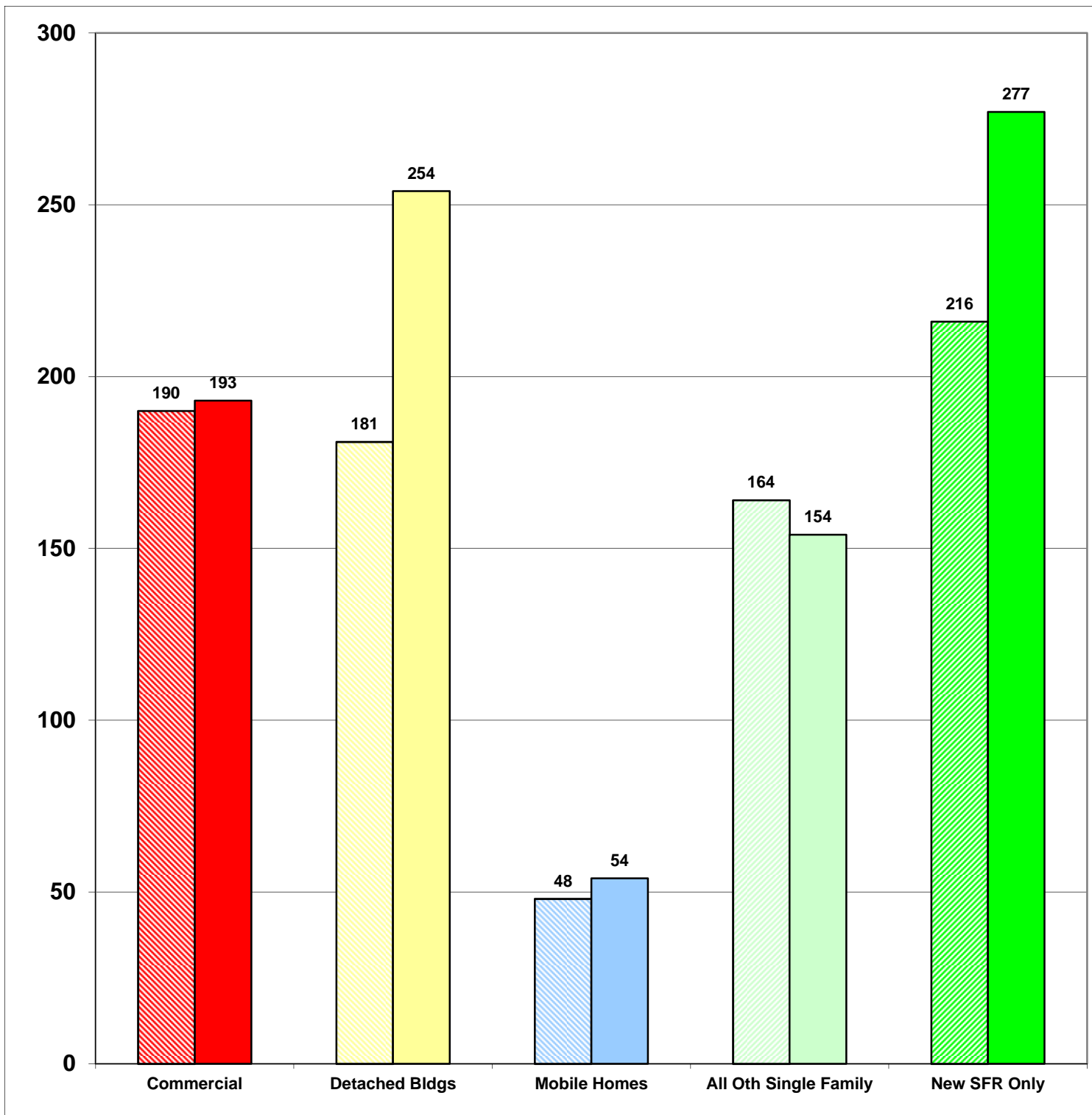
**Comparing
2013 to 2014**

**2013 799
2014 932**

**17%
Total Increase**

Stripe = 2013 Solid = 2014

**Year to Date Report
December-14**

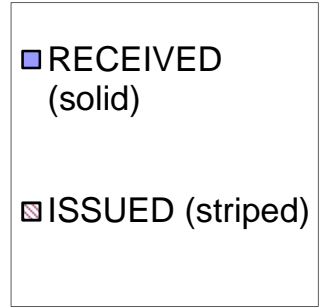
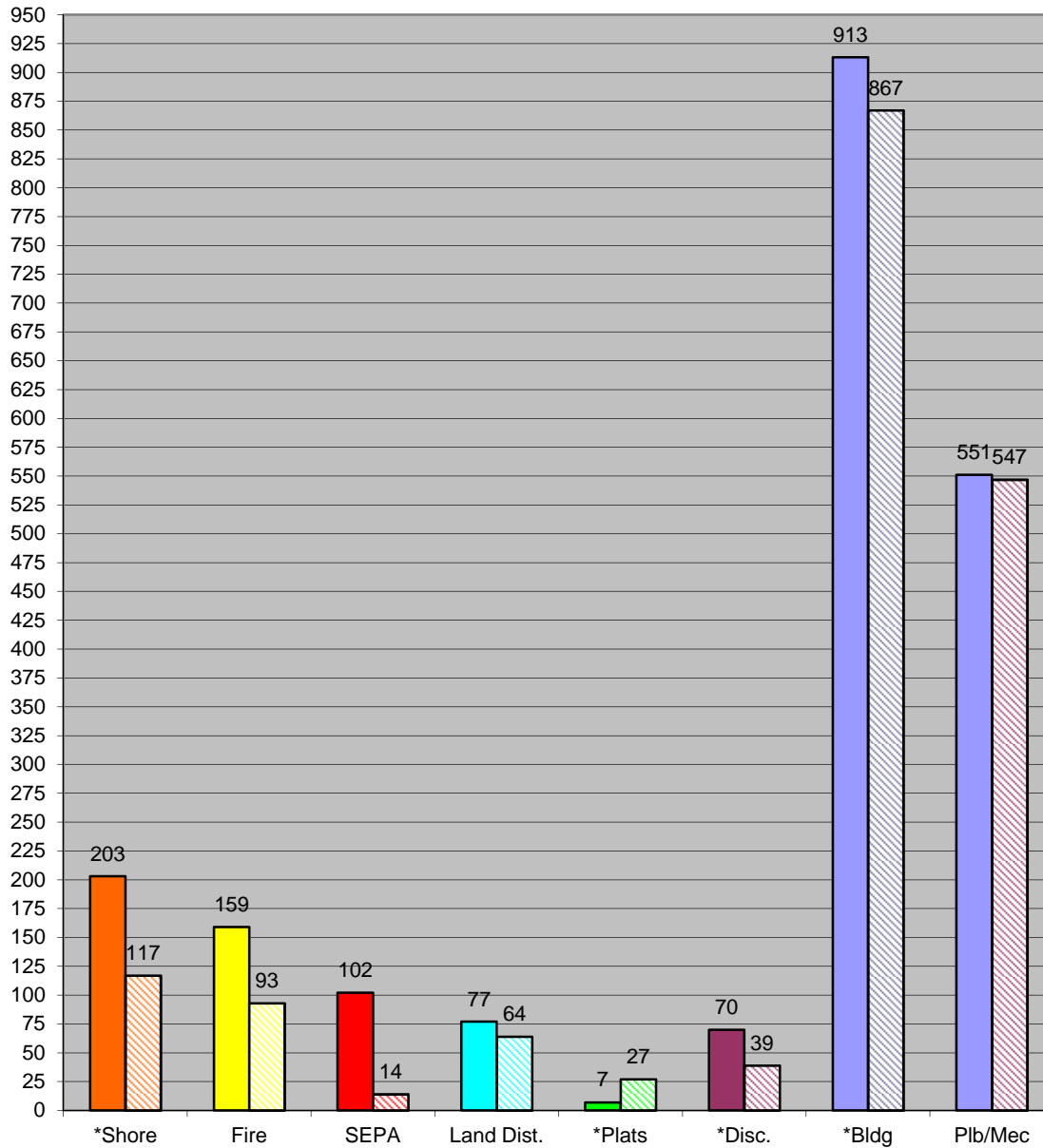




YEAR TO DATE

**CASES
 RECEIVED
 and
 ISSUED**

JAN - DEC



Stripe = Issued
Solid = Received

Year to Date Report
 December-14

- *Shore = SHC, SHR, SHV, SHX
- *Plats = LSS, SSS, BSP, PUD, MDP
- *Disc = ADM, APL, CUP, NON, VAR
- *Bldg = COM, DET, MOB, SFR