

Permit Activity, January 15

WHATCOM COUNTY PLANNING & DEVELOPMENT
2015 January



CURRENT MONTH		
SINGLE FAMILY RESIDENCES	ISSUED	VALUATION
NEW - RESIDENTIAL	27	6,507,539
NEW - DUPLEX		
ADDITION/REMODEL	3	667,112
CONVERT TO LIVING		
DEMOLITION (SINGLE FAMILY)	1	2,000
MOVE TO SITE		
REPLACE/REPAIR	1	20,000
RE-ROOF / SIDE ONLY	1	6,795
TOTAL	33	\$7,203,446.00

YEAR TO DATE	
ISSUED	VALUATION
27	6,507,539
3	667,112
1	2,000
1	20,000
1	6,795
33	\$7,203,446.00

MOBILE HOMES	ISSUED	VALUATION
NEW - MOBILE HOME	4	64,490
ADDITION TO MOB		
CONVERT TO STORAGE		
REPLACEMENT	1	8,000
TEMP MOBILE		
TOTAL	5	\$72,490.00

ISSUED	VALUATION
4	64,490
1	8,000
5	\$72,490.00

DETACHED BUILDINGS	ISSUED	VALUATION
NEW - AG BARN / STORAGE	2	71,500
NEW - GARAGE	2	99,360
NEW - OTHER TYPE BLDG		
NEW - OTHER TYPE STRUCTURES	2	77,700
NEW - STORAGE	4	79,616
ADDITION / REMODEL	3	50,640
CONVERT TO OTHER		
DEMOLITION (DETACHED)	2	7,000
MOVE TO SITE		
REPLACE / REPAIR	2	7,140
RE-ROOF ONLY		
TOTAL	17	\$392,956.00

ISSUED	VALUATION
2	71,500
2	99,360
2	77,700
4	79,616
3	50,640
2	7,000
2	7,140
17	\$392,956.00

COMMERCIAL	ISSUED	VALUATION
NEW - 3 - 4 UNIT APARTMENTS		
NEW - 5 + UNIT APARTMENTS		
NEW - AIRPORT FACILITIES		
NEW - AMUSEMENT, SOCIAL, REC		
NEW - CHURCHES & OTH RELIGIOUS		
NEW - FIRE STATIONS / MEDIC ONE		
NEW - HOSPITALS / INSTITUTIONAL		
NEW - HOTEL / MOTEL / TOUR. CAB		
NEW - INDUSTRIAL		
NEW - MIXED USE		
NEW - OFFICE, BANKS, PROF		
NEW - OTHER PORTABLES		
NEW - OTHER TYPE BLDGS		
NEW - OTHER TYPE STRUCTURES	4	75,000
NEW - PORTABLE CLASSROOM		
NEW - PUBLIC WORKS & UTILITY		
NEW - SCHOOLS & OTHER ED		
NEW - STORAGE BLDGS		
NEW - STORES & CUSTOMER SERV		
NEW - WAREHOUSE		
ADDITION / REMODEL	5	194,000
CHANGE OF USE / TEN IMPROV / OCC	2	37,500
CONVERT		
DEMOLITION (COMMERCIAL)	1	13,000
MOVE TO SITE		
REPLACE / REPAIR		
RE-ROOF ONLY		
TOTAL	12	\$319,500.00

ISSUED	VALUATION
4	75,000
5	194,000
2	37,500
1	13,000
12	\$319,500.00

MONTHLY TOTAL	
ISSUED	VALUATION
67	\$7,988,392.00

YEARLY TOTAL	
ISSUED	VALUATION
67	\$7,988,392.00



YEAR TO DATE

**BLDG PERMITS
 VALUATION**

in thousands

January

**Comparing
 2014 to 2015**

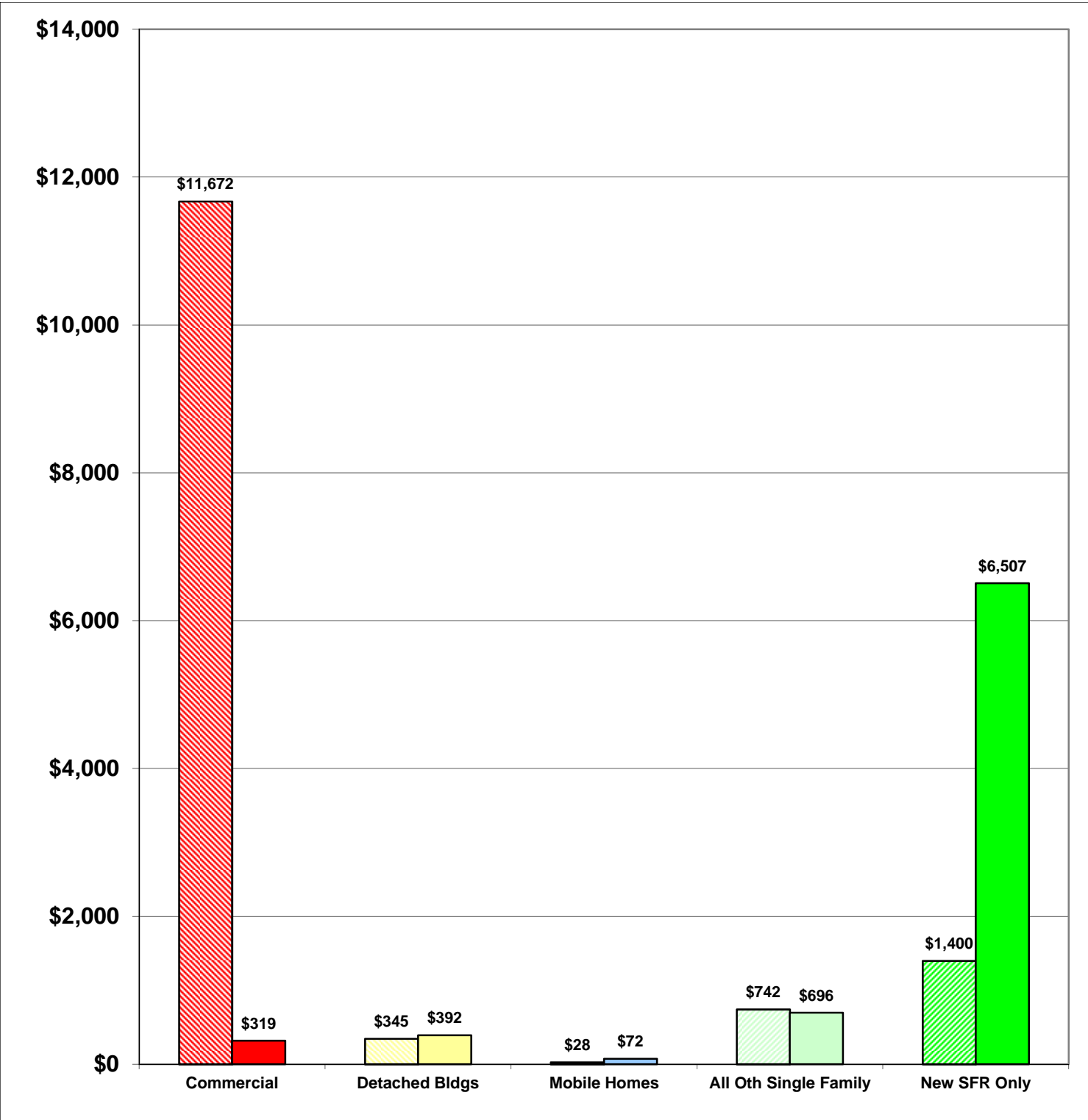
**2014 \$14,187
 2015 \$7,986**

-44%

Total Increase

Stripe = 2014 Solid = 2015

Year to Date Valuation Report
 January-15





BLDG PERMITS ISSUED

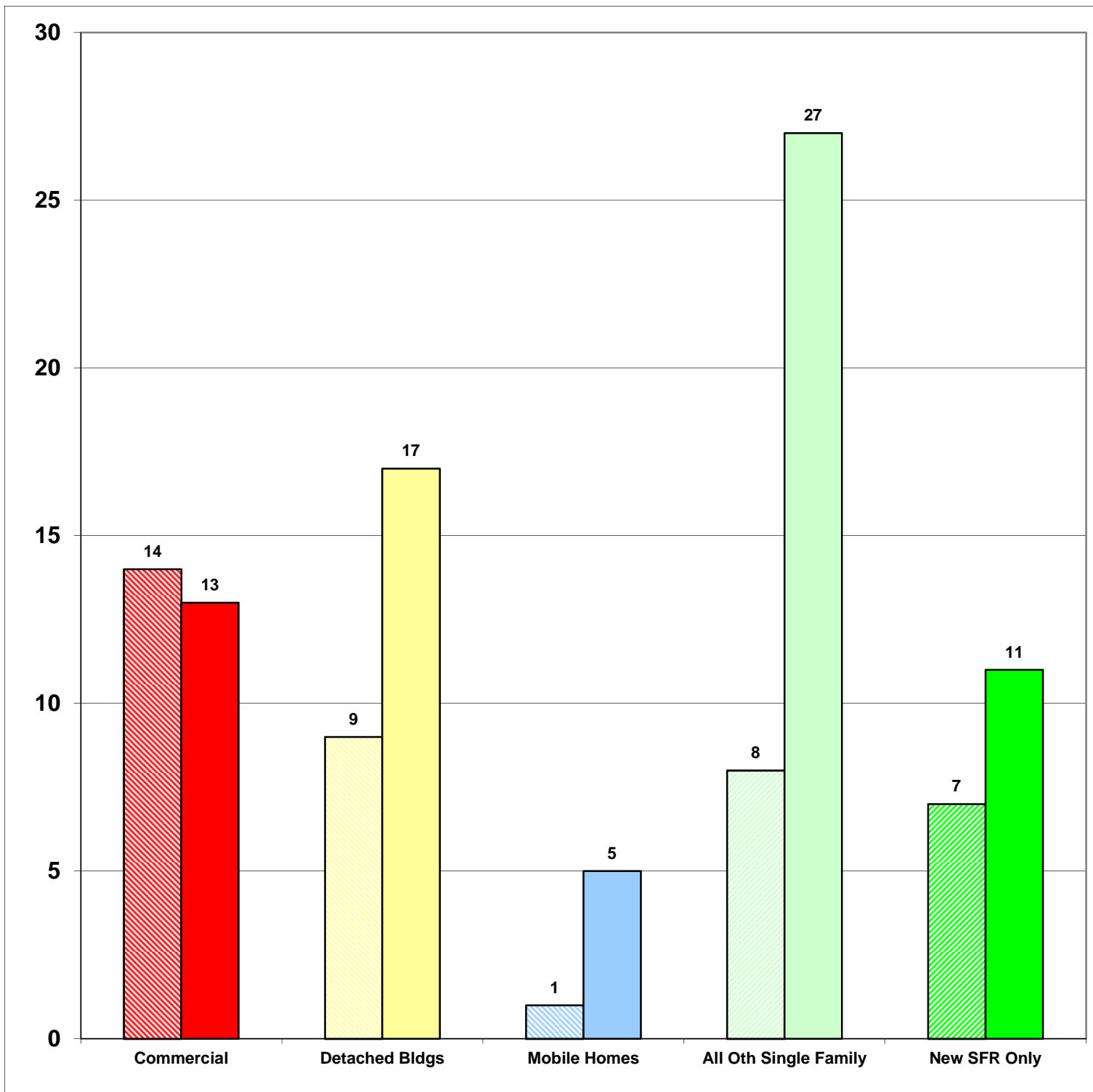
January

Comparing
2013 to 2014

Jan-14	39
Jan-15	73

87%
Total Increase

Stripe = 2014 Solid = 2015

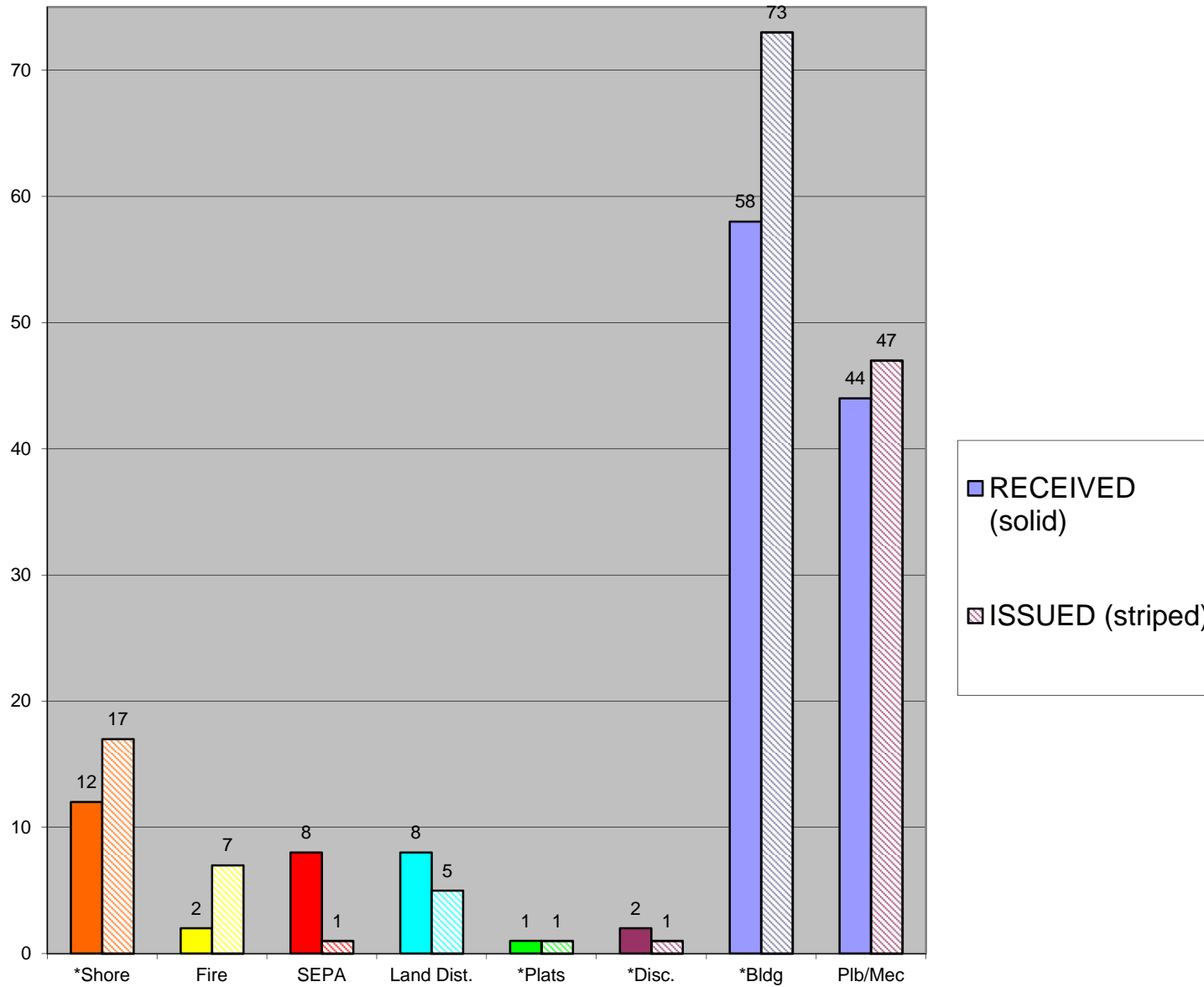




**CASES
RECEIVED
and
ISSUED
2014 to 2015
January**

Stripe = Issued
Solid = Received

Monthly Permit Report
January-15



*Shore = SHC, SHR, SHV, SHX

*Plats = LSS, SSS, BSP, PUD, MDP

*Disc = ADM, APL, CUP, NON, VAR

*Bldg = COM, DET, MOB, SFR



YEAR TO DATE

**BLDG PERMITS
ISSUED**

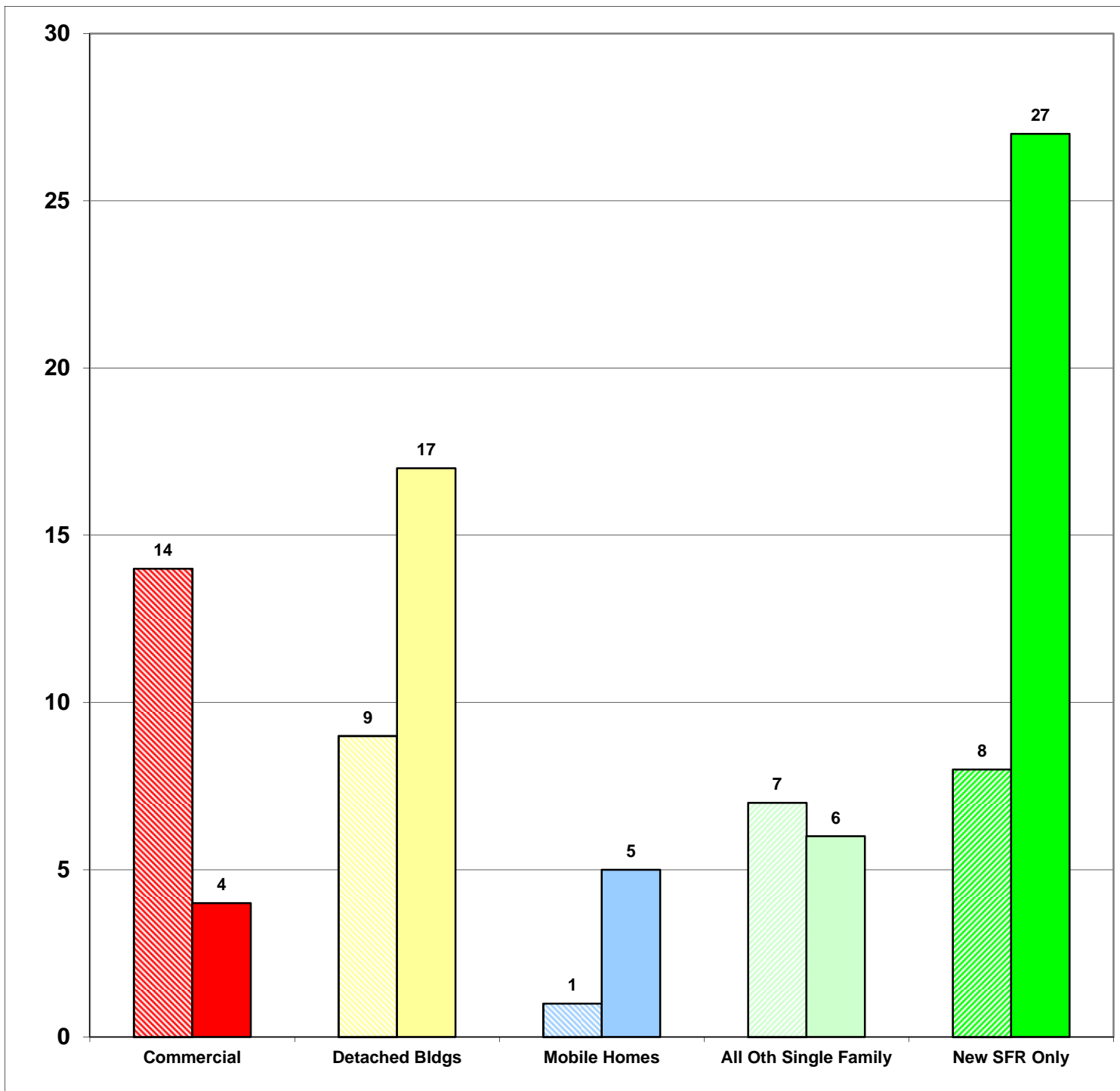
JAN - DEC

**Comparing
2013 to 2014**

2014	39
2015	59

**51%
Total Increase**

Stripe = 2014 Solid = 2015





YEAR TO DATE

**BLDG PERMITS
APPLIED FOR**

JAN - DEC

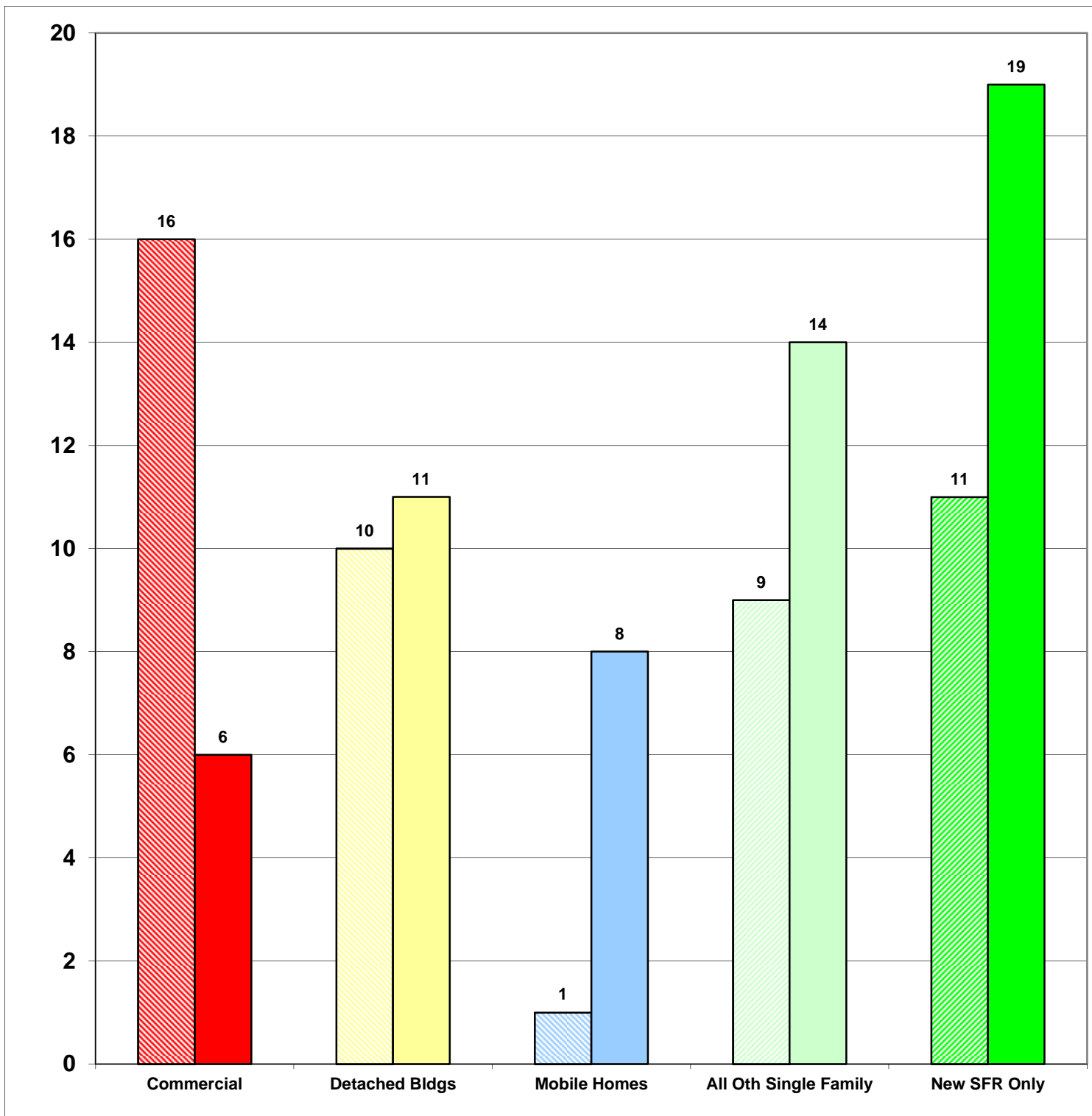
**Comparing
2014 to 2015**

2014	47
2015	58

**23%
Total Increase**

Stripe = 2014 Solid = 2015

**Year to Date Report
January-15**

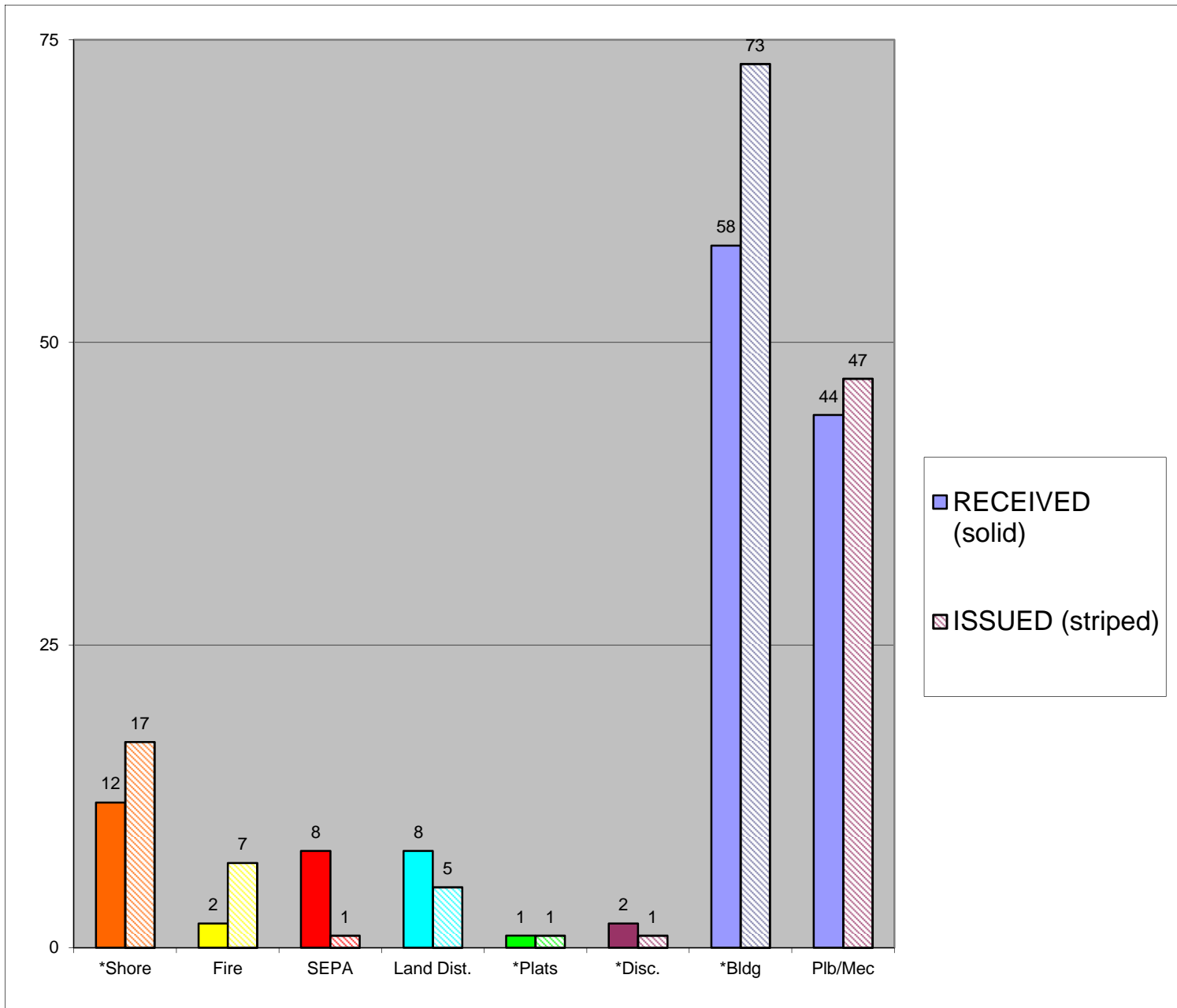




YEAR TO DATE

**CASES
 RECEIVED
 and
 ISSUED**

JAN - DEC



Stripe = Issued
 Solid = Received

Year to Date Report
 January-15

- *Shore = SHC, SHR, SHV, SHX
- *Plats = LSS, SSS, BSP, PUD, MDP
- *Disc = ADM, APL, CUP, NON, VAR
- *Bldg = COM, DET, MOB, SFR