

Permit Activity, February 15

WHATCOM COUNTY PLANNING & DEVELOPMENT
2015 February



CURRENT MONTH		
SINGLE FAMILY RESIDENCES	ISSUED	VALUATION
NEW - RESIDENTIAL	19	5,361,515
NEW - DUPLEX		
ADDITION/REMODEL	16	1,060,770
CONVERT TO LIVING		
DEMOLITION (SINGLE FAMILY)	1	5,000
MOVE TO SITE		
REPLACE/REPAIR	1	150,000
RE-ROOF / SIDE ONLY		
TOTAL	37	\$6,577,285.00

MOBILE HOMES	ISSUED	VALUATION
NEW - MOBILE HOME	3	104,872
ADDITION TO MOB		
CONVERT TO STORAGE		
REPLACEMENT	1	13,600
TEMP MOBILE		
TOTAL	4	\$118,472.00

DETACHED BUILDINGS	ISSUED	VALUATION
NEW - AG BARN / STORAGE	1	46,080
NEW - GARAGE	2	48,750
NEW - OTHER TYPE BLDG		
NEW - OTHER TYPE STRUCTURES		
NEW - STORAGE	5	186,664
ADDITION / REMODEL	3	93,480
CONVERT TO OTHER		
DEMOLITION (DETACHED)		
MOVE TO SITE		
REPLACE / REPAIR	3	18,836
RE-ROOF ONLY		
TOTAL	14	\$393,810.00

COMMERCIAL	ISSUED	VALUATION
NEW - 3 - 4 UNIT APARTMENTS		
NEW - 5 + UNIT APARTMENTS		
NEW - AIRPORT FACILITIES		
NEW - AMUSEMENT, SOCIAL, REC		
NEW - CHURCHES & OTH RELIGIOUS		
NEW - FIRE STATIONS / MEDIC ONE		
NEW - HOSPITALS / INSTITUTIONAL		
NEW - HOTEL / MOTEL / TOUR. CAB		
NEW - INDUSTRIAL		
NEW - MIXED USE		
NEW - OFFICE, BANKS, PROF		
NEW - OTHER PORTABLES		
NEW - OTHER TYPE BLDGS		
NEW - OTHER TYPE STRUCTURES	2	95,400
NEW - PORTABLE CLASSROOM		
NEW - PUBLIC WORKS & UTILITY		
NEW - SCHOOLS & OTHER ED		
NEW - STORAGE BLDGS		
NEW - STORES & CUSTOMER SERV		
NEW - WAREHOUSE		
ADDITION / REMODEL	4	350,000
CHANGE OF USE / TEN IMPROV / OCC	2	32,300
CONVERT		
DEMOLITION (COMMERCIAL)		
MOVE TO SITE		
REPLACE / REPAIR	1	600
RE-ROOF ONLY		
TOTAL	9	\$478,300.00

MONTHLY TOTAL	
ISSUED	VALUATION
64	\$7,567,867.00

YEAR TO DATE	
ISSUED	VALUATION
46	11,869,054
24	1,727,882
2	7,000
2	170,000
1	6,795
75	\$13,780,731.00

MOB	ISSUED	VALUATION
7	169,362	
2	21,600	
9	\$190,962.00	

DET	ISSUED	VALUATION
3	117,580	
2	148,110	
2	77,700	
10	266,280	
6	144,120	
5	7,000	
5	25,976	
33	\$786,766.00	

COM	ISSUED	VALUATION
6	170,400	
6	544,000	
2	69,800	
1	13,000	
1	600	
16	\$797,800.00	

YEARLY TOTAL	
ISSUED	VALUATION
133	\$15,556,259.00



YEAR TO DATE

**BLDG PERMITS
 VALUATION**

in thousands

February

**Comparing
 2014 to 2015**

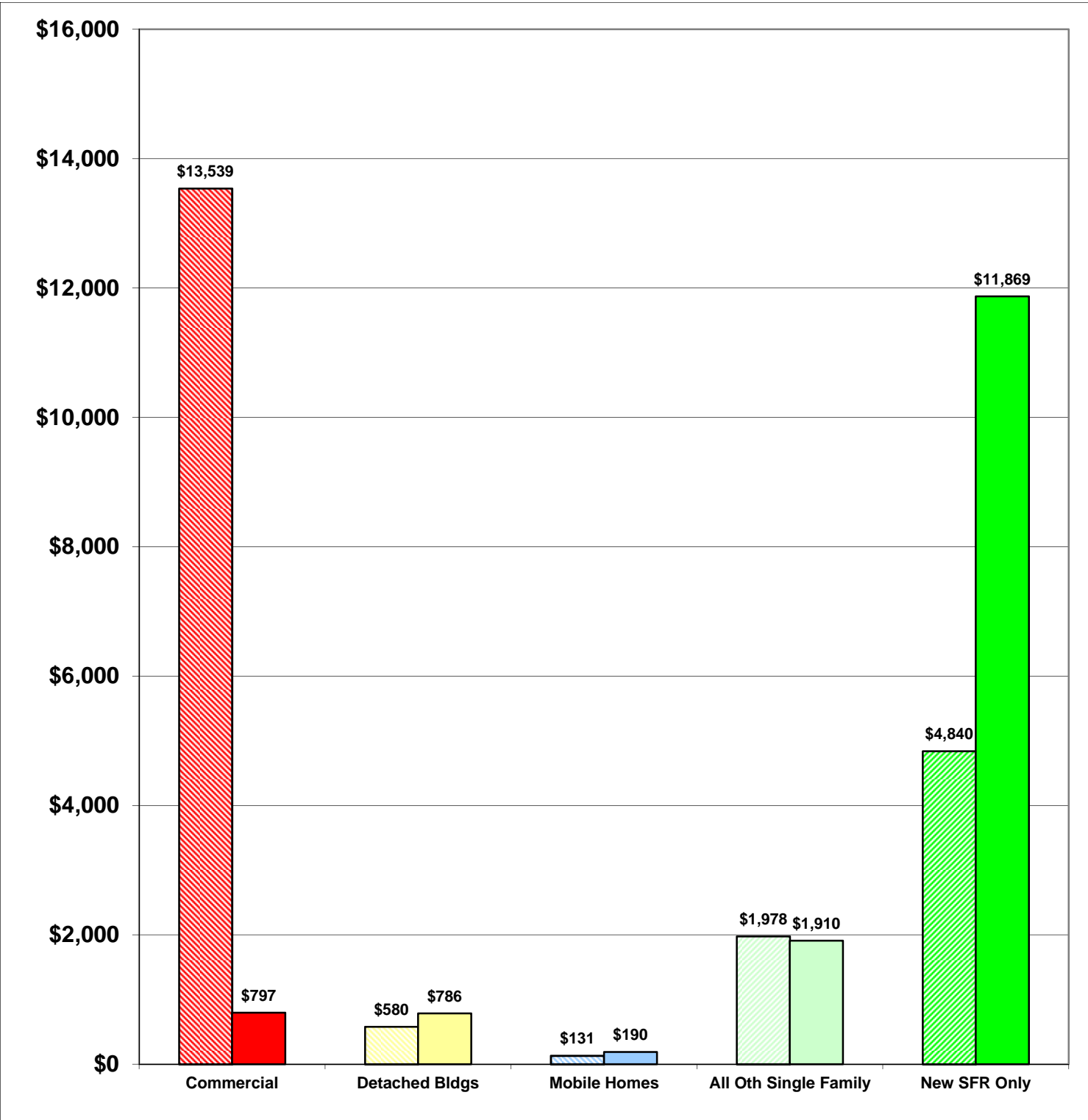
**2014 \$21,068
 2015 \$15,552**

-26%

Total Increase

Stripe = 2014 Solid = 2015

Year to Date Valuation Report
 February-15





BLDG PERMITS ISSUED

February

Comparing
2014 to 2015

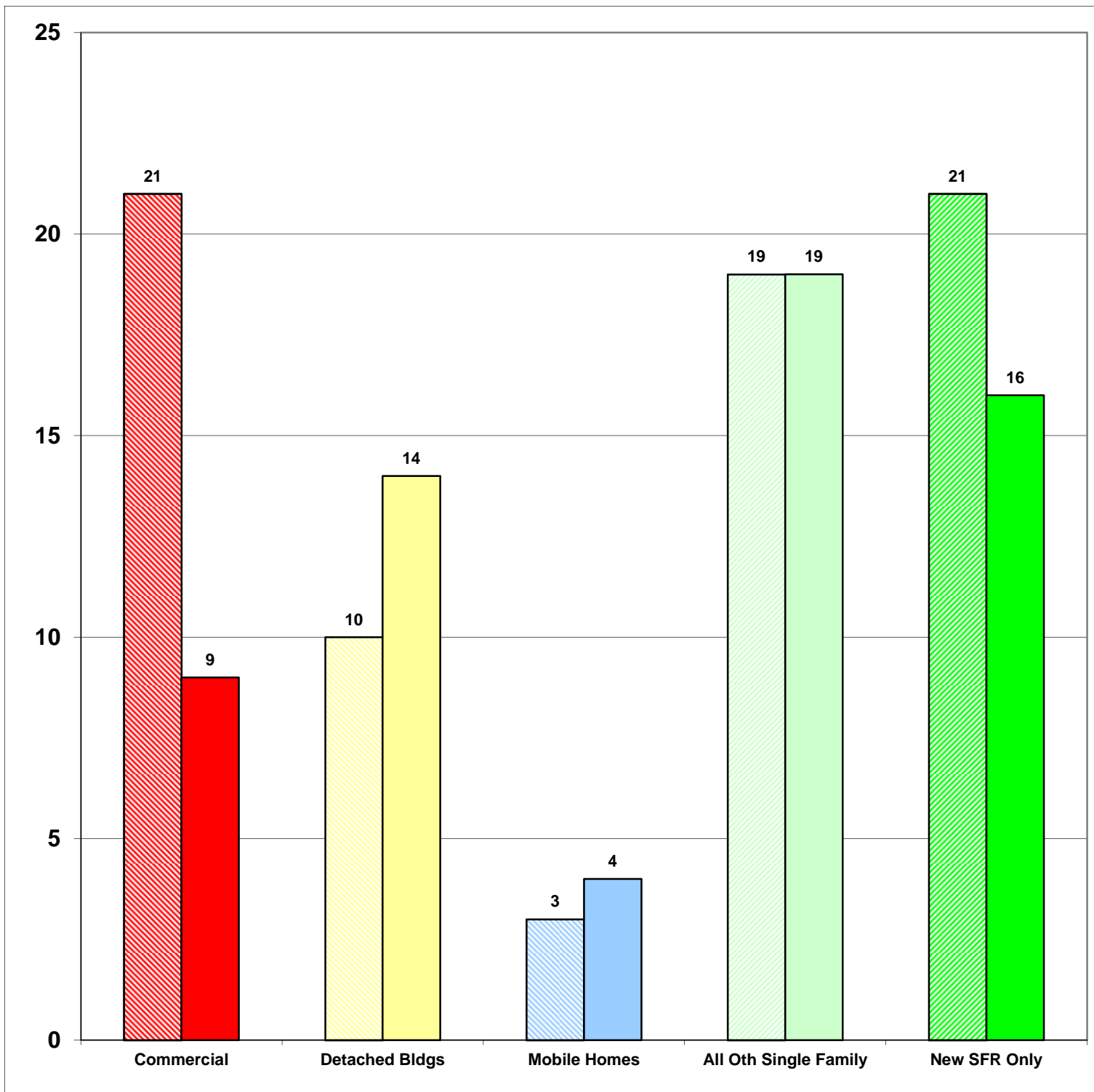
Feb-14 74
Feb-15 62

-16%

Total Increase

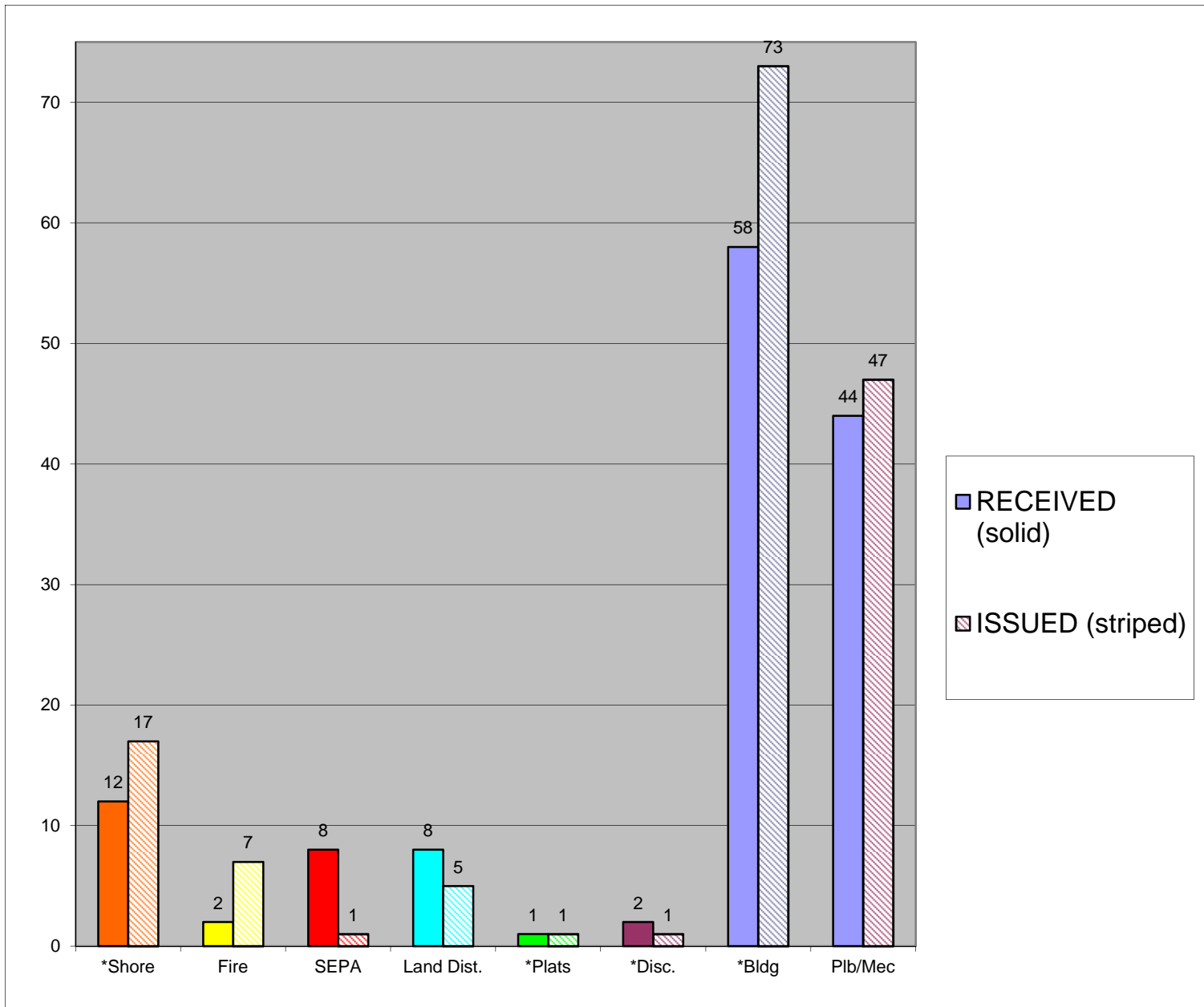
Stripe = 2014 Solid = 2015

Monthly Report
February-15





**CASES
 RECEIVED
 and
 ISSUED
 2014 to 2015
 February**



Stripe = Issued
 Solid = Received

Monthly Permit Report
 February-15

- *Shore = SHC, SHR, SHV, SHX
- *Plats = LSS, SSS, BSP, PUD, MDP
- *Disc = ADM, APL, CUP, NON, VAR
- *Bldg = COM, DET, MOB, SFR



YEAR TO DATE

**BLDG PERMITS
ISSUED**

JAN - DEC

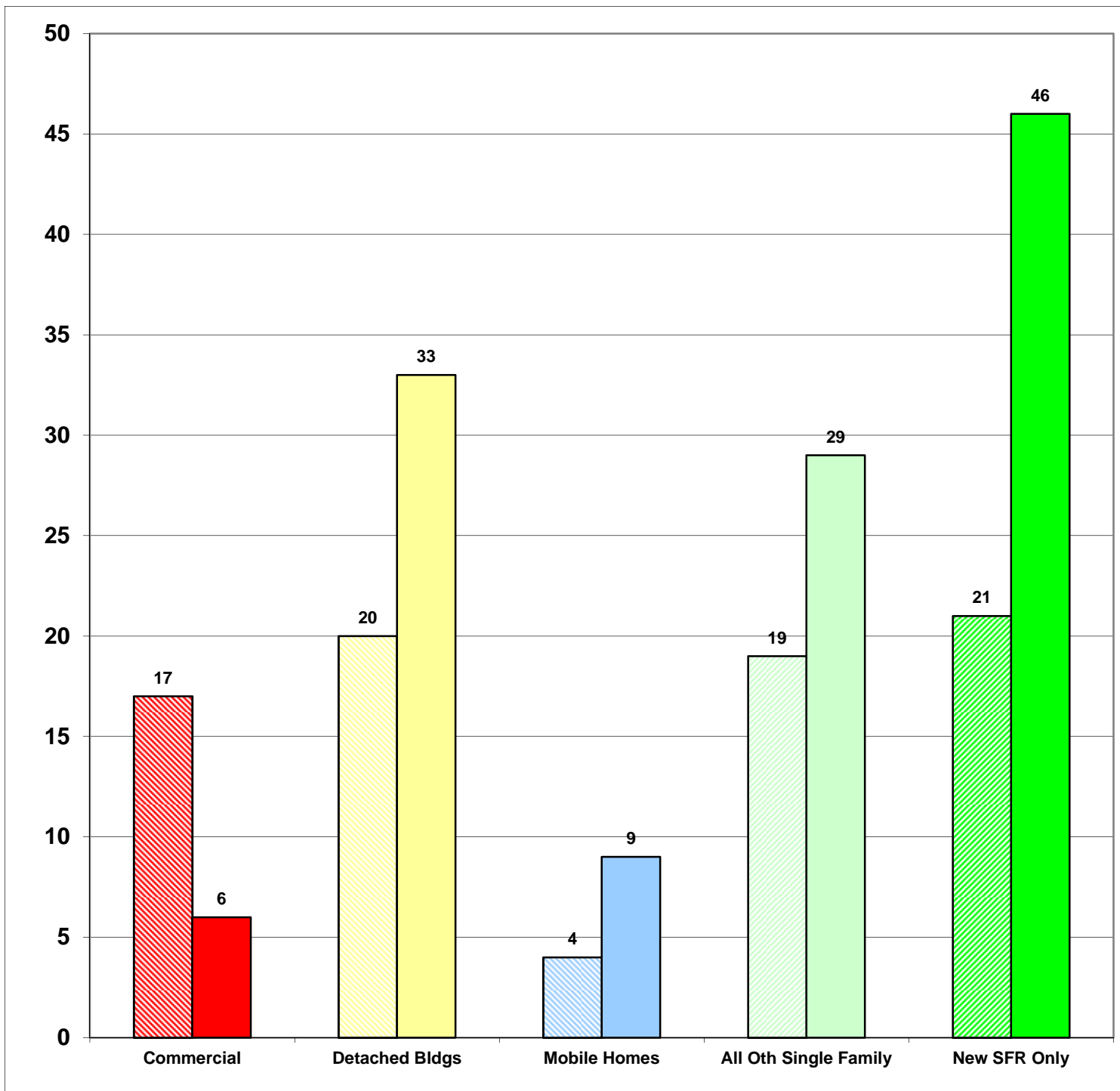
**Comparing
2014 to 2015**

**2014 81
2015 123**

**52%
Total Increase**

Stripe = 2014 Solid = 2015

Year to Date Report
February-15





YEAR TO DATE

**BLDG PERMITS
APPLIED FOR**

JAN - DEC

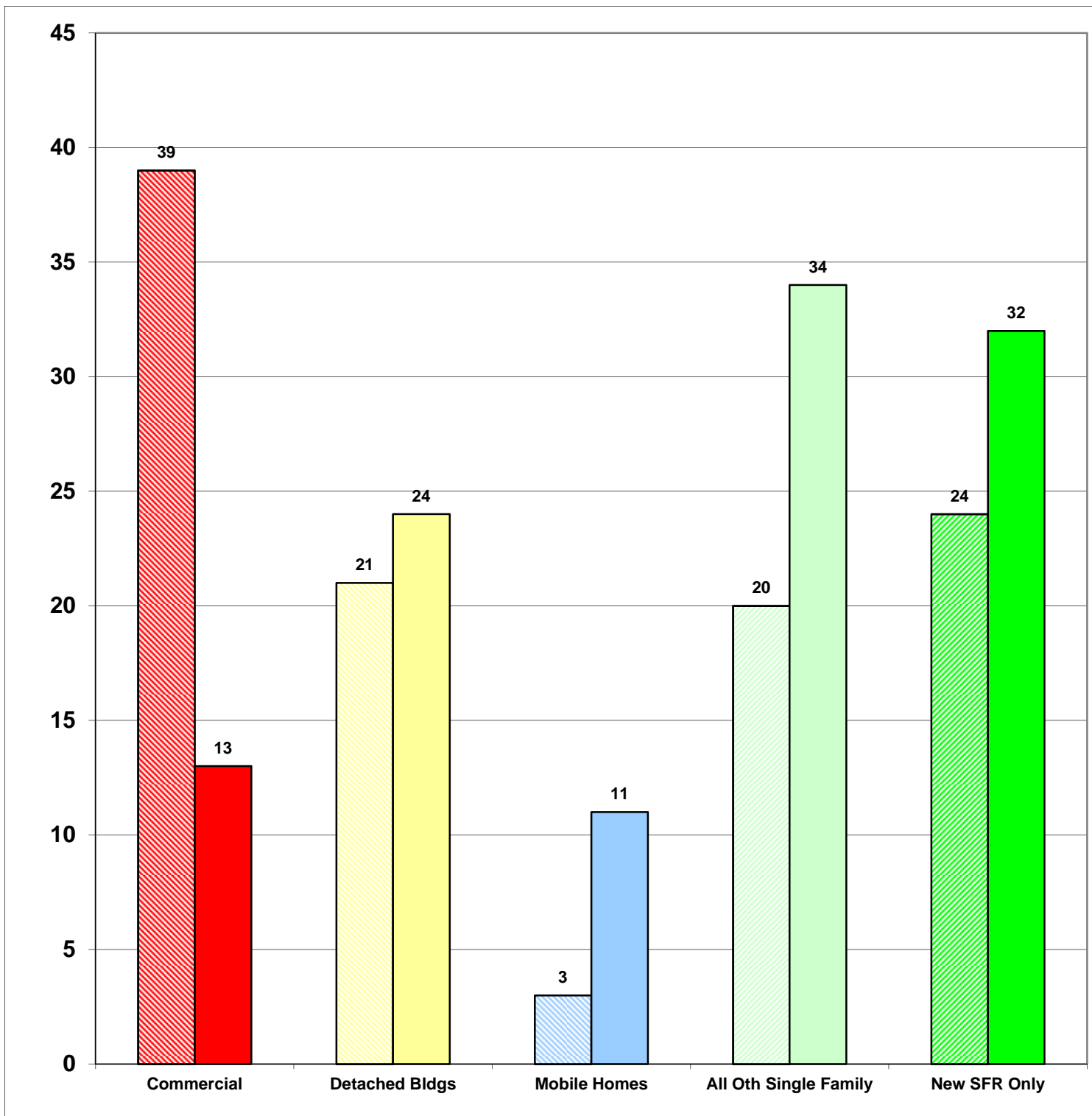
**Comparing
2014 to 2015**

**2014 107
2015 114**

**7%
Total Increase**

Stripe = 2014 Solid = 2015

**Year to Date Report
February-15**



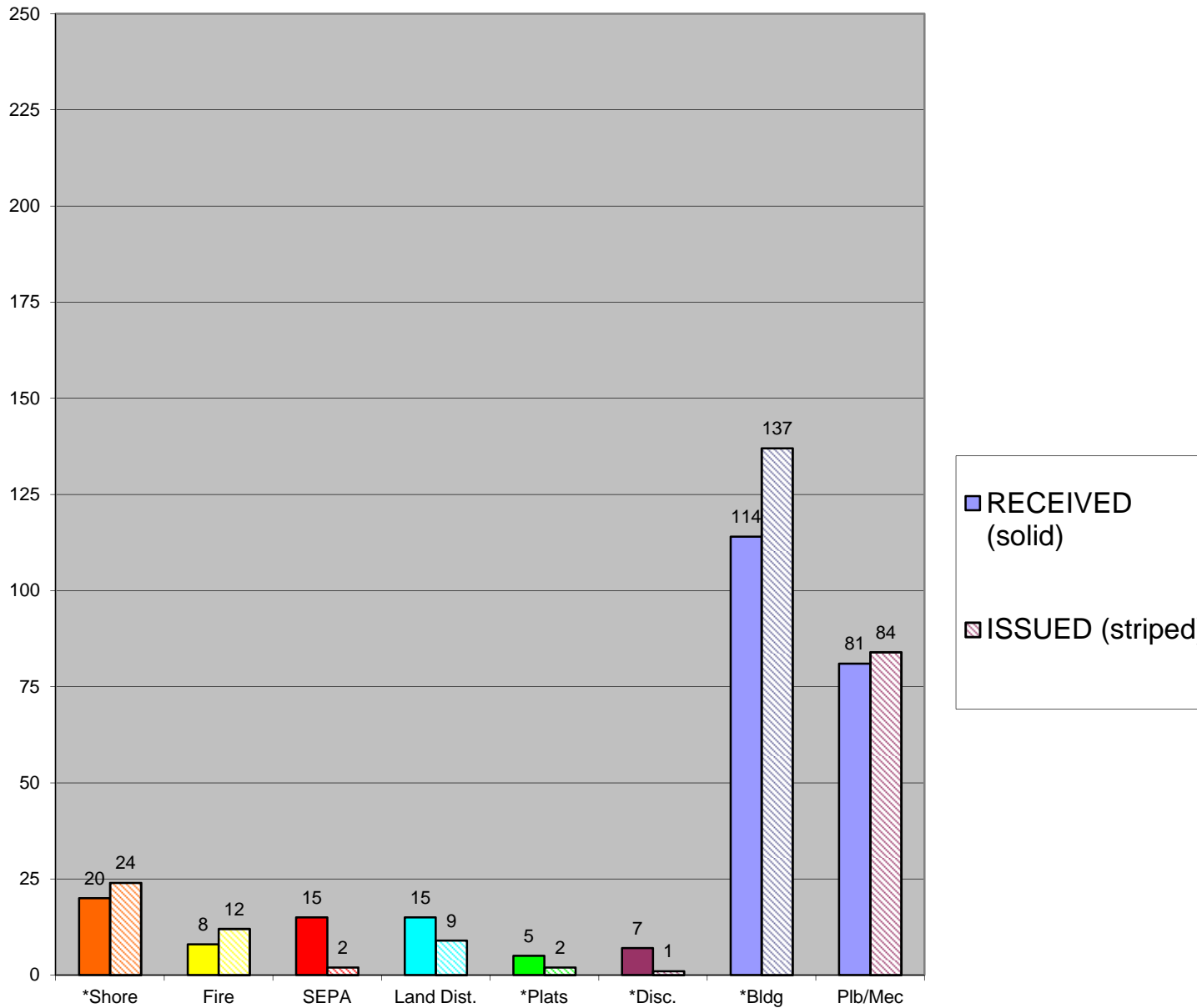


YEAR TO DATE

CASES

**RECEIVED
and
ISSUED**

JAN - DEC



Stripe = Issued
Solid = Received

Year to Date Report
February-15

- *Shore = SHC, SHR, SHV, SHX
- *Plats = LSS, SSS, BSP, PUD, MDP
- *Disc = ADM, APL, CUP, NON, VAR
- *Bldg = COM, DET, MOB, SFR