

Permit Activity, April 15

WHATCOM COUNTY PLANNING & DEVELOPMENT
2015 April



CURRENT MONTH		
SINGLE FAMILY RESIDENCES	ISSUED	VALUATION
NEW - RESIDENTIAL	20	5,486,302
NEW - DUPLEX		
ADDITION/REMODEL	9	669,287
CONVERT TO LIVING		
DEMOLITION (SINGLE FAMILY)	2	53,000
MOVE TO SITE		
REPLACE/REPAIR	1	18,480
RE-ROOF / SIDE ONLY		
TOTAL	32	\$6,227,069.00

MOBILE HOMES	ISSUED	VALUATION
NEW - MOBILE HOME	1	92,000
ADDITION TO MOB	2	14,072
CONVERT TO STORAGE		
REPLACEMENT		
TEMP MOBILE		
TOTAL	3	\$106,072.00

DETACHED BUILDINGS	ISSUED	VALUATION
NEW - AG BARN / STORAGE	4	167,440
NEW - GARAGE	3	78,240
NEW - OTHER TYPE BLDG		
NEW - OTHER TYPE STRUCTURES	2	8,240
NEW - STORAGE	11	483,782
ADDITION / REMODEL	3	40,620
CONVERT TO OTHER		
DEMOLITION (DETACHED)	4	12,500
MOVE TO SITE		
REPLACE / REPAIR	1	44,660
RE-ROOF ONLY		
TOTAL	28	\$835,482.00

COMMERCIAL	ISSUED	VALUATION
NEW - 3 - 4 UNIT APARTMENTS		
NEW - 5 + UNIT APARTMENTS		
NEW - AIRPORT FACILITIES		
NEW - AMUSEMENT, SOCIAL, REC		
NEW - CHURCHES & OTH RELIGIOUS		
NEW - FIRE STATIONS / MEDIC ONE		
NEW - HOSPITALS / INSTITUTIONAL		
NEW - HOTEL / MOTEL / TOUR. CAB		
NEW - INDUSTRIAL		
NEW - MIXED USE		
NEW - OFFICE, BANKS, PROF		
NEW - OTHER PORTABLES		
NEW - OTHER TYPE BLDGS		
NEW - OTHER TYPE STRUCTURES	3	610,682
NEW - PORTABLE CLASSROOM		
NEW - PUBLIC WORKS & UTILITY		
NEW - SCHOOLS & OTHER ED		
NEW - STORAGE BLDGS		
NEW - STORES & CUSTOMER SERV		
NEW - WAREHOUSE		
ADDITION / REMODEL	3	15,950
CHANGE OF USE / TEN IMPROV / OCC	1	15,000
CONVERT		
DEMOLITION (COMMERCIAL)		
MOVE TO SITE		
REPLACE / REPAIR		
RE-ROOF ONLY	1	39,753
TOTAL	8	\$681,385.00

MONTHLY TOTAL	
ISSUED	VALUATION
71	\$7,850,008.00

YEAR TO DATE	
ISSUED	VALUATION
83	22,549,309
46	2,928,415
6	74,000
6	341,720
1	6,795
142	\$25,900,239.00

MOB	ISSUED	VALUATION
	13	571,038
	4	35,672
	17	\$606,710.00

DET	ISSUED	VALUATION
	10	422,060
	10	320,742
	6	450,196
	27	992,394
	9	184,740
	9	28,500
	6	70,636
	77	\$2,469,268.00

COM	ISSUED	VALUATION
	1	1,000,000
	1	116,640
	10	1,987,332
	2	2,000
	16	1,548,226
	7	107,443
	2	1,313,000
	4	23,100
	1	39,753
	44	\$6,137,494.00

YEARLY TOTAL	
ISSUED	VALUATION
280	\$35,113,711.00



YEAR TO DATE

**BLDG PERMITS
 VALUATION**

in thousands

April

**Comparing
 2014 to 2015**

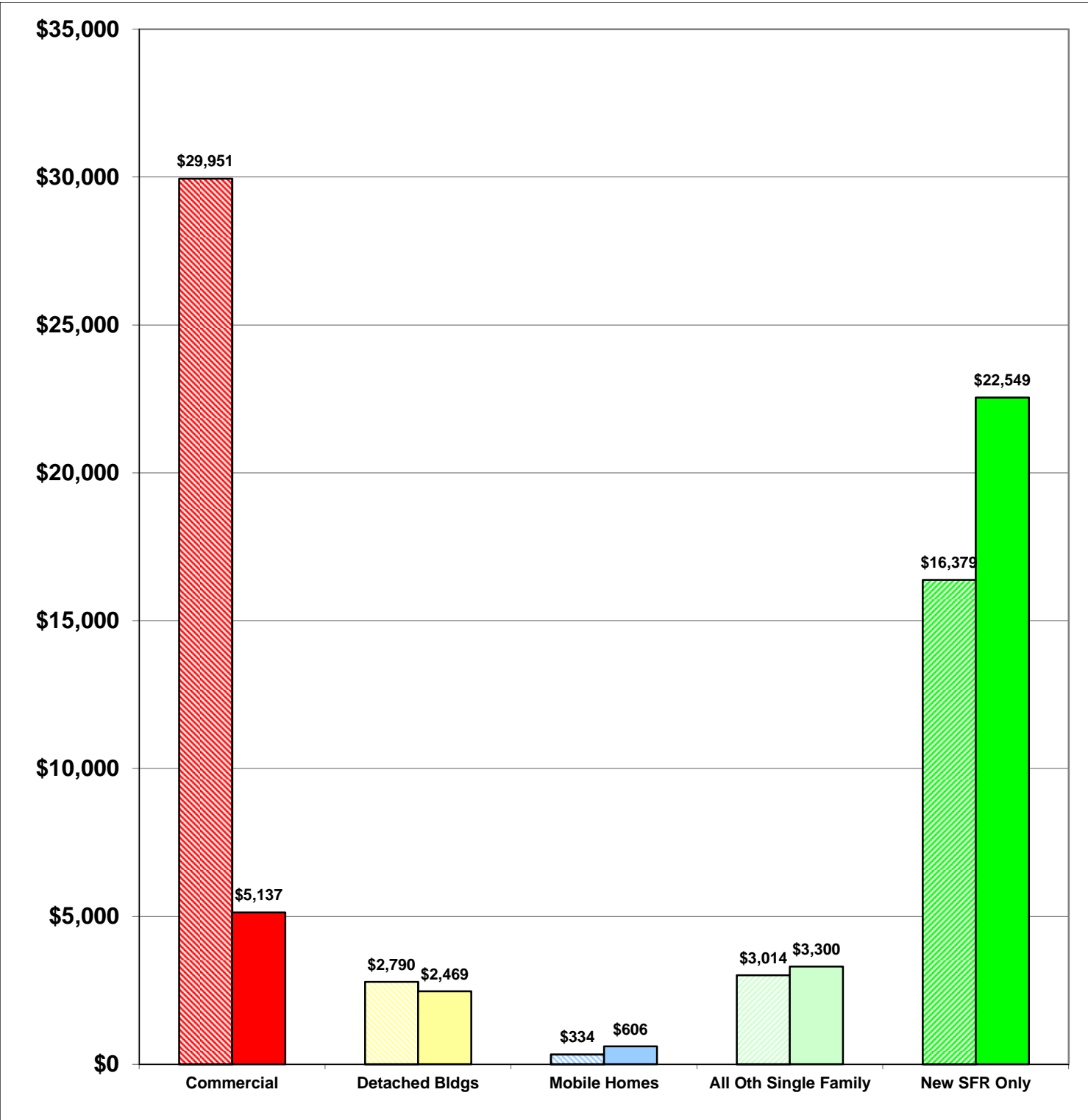
**2014 \$52,468
 2015 \$34,061**

-35%

Total Increase

Stripe = 2014 Solid = 2015

Year to Date Valuation Report
 April-15





BLDG PERMITS ISSUED

April

Comparing
2014 to 2015

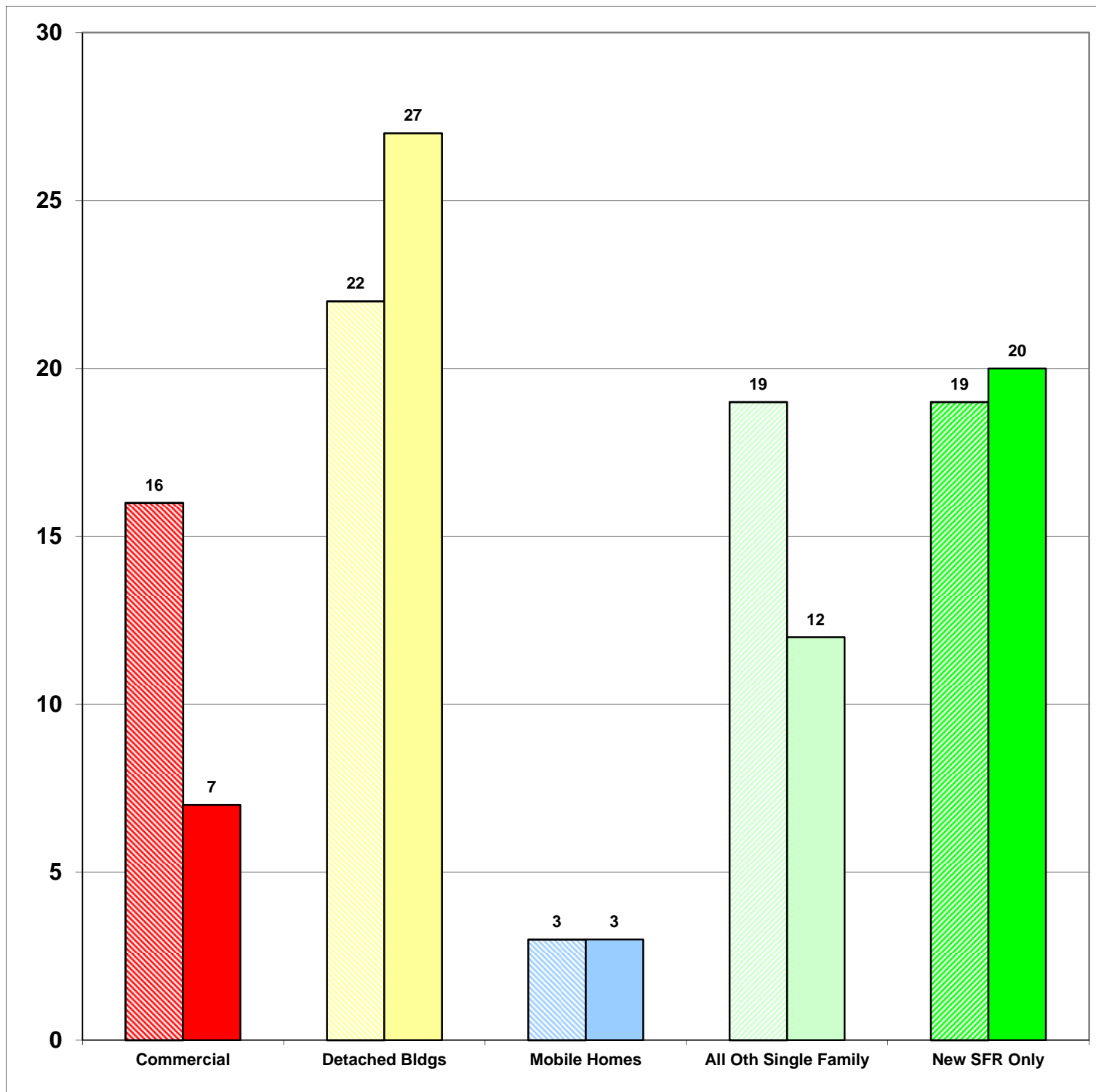
Apr-14 79
Apr-15 69

-13%

Total Increase

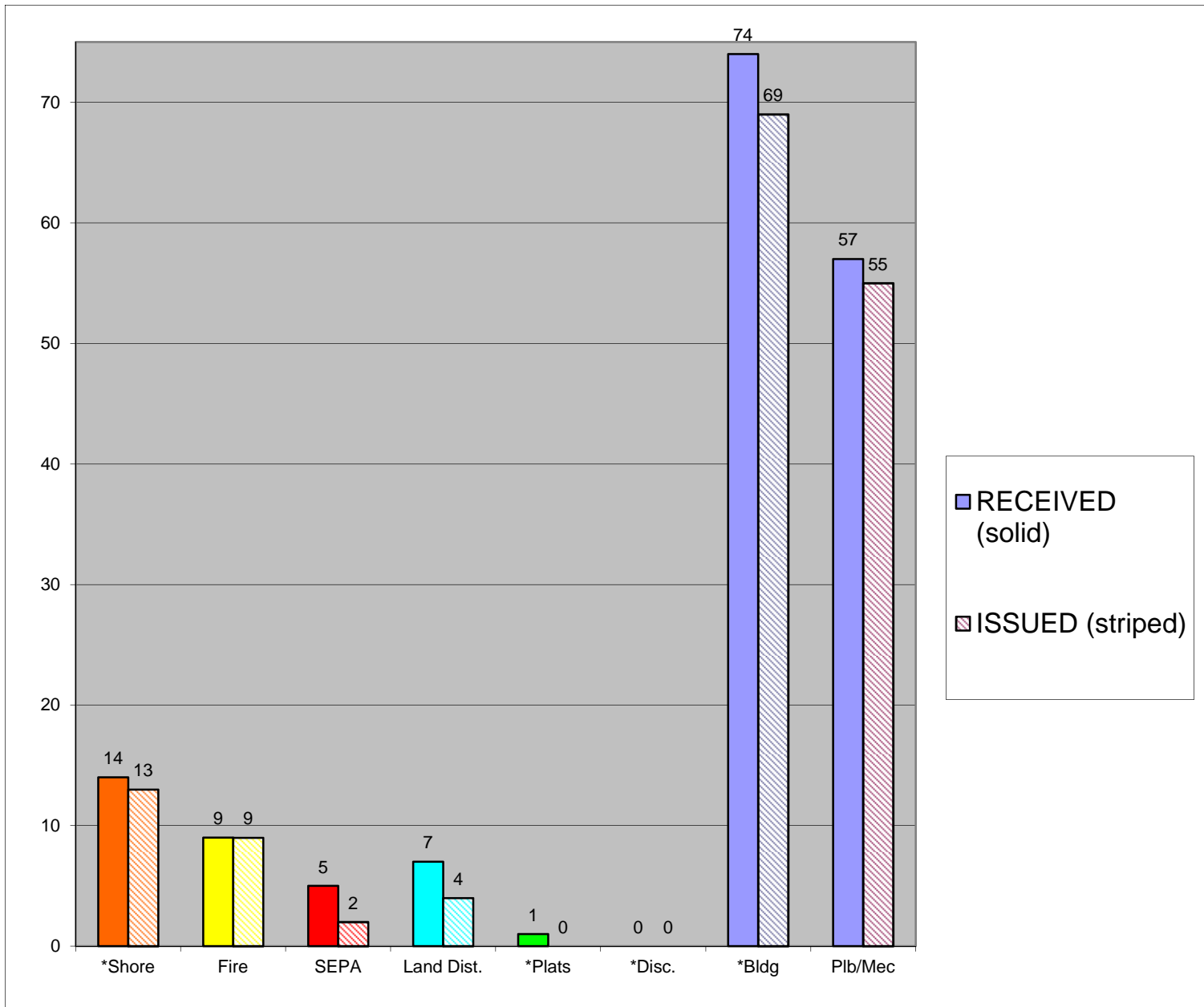
Stripe = 2014 Solid = 2015

Monthly Report
April-15





**CASES
 RECEIVED
 and
 ISSUED
 2014 to 2015
 April**



Stripe = Issued
 Solid = Received

Monthly Permit Report
 April-15

*Shore = SHC, SHR, SHV, SHX
 *Plats = LSS, SSS, BSP, PUD, MDP
 *Disc = ADM, APL, CUP, NON, VAR
 *Bldg = COM, DET, MOB, SFR



YEAR TO DATE

**BLDG PERMITS
ISSUED**

JAN - DEC

**Comparing
2014 to 2015**

2014 215

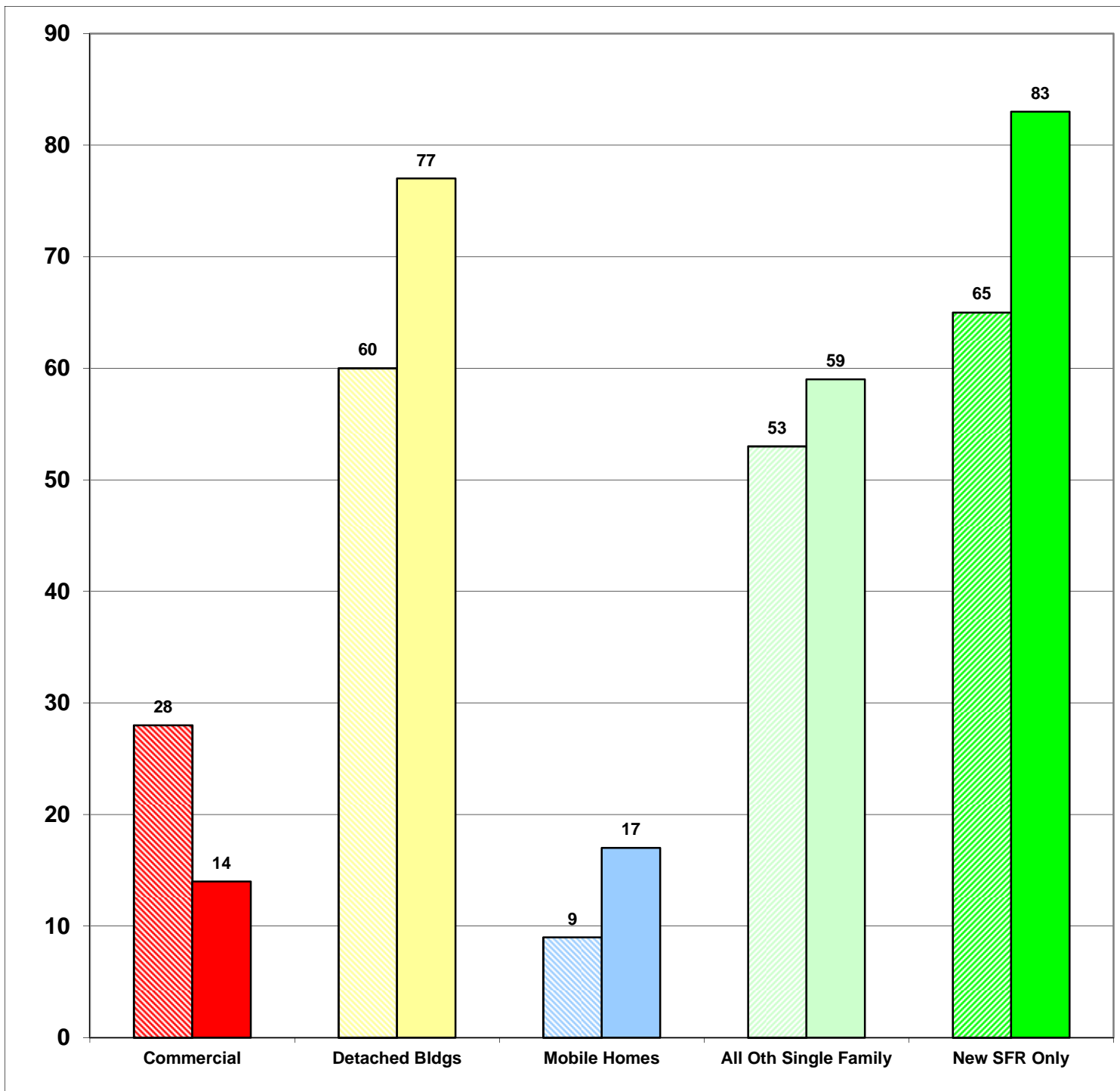
2015 250

16%

Total Increase

Stripe = 2014 Solid = 2015

Year to Date Report
April-15





YEAR TO DATE

**BLDG PERMITS
APPLIED FOR**

JAN - DEC

**Comparing
2014 to 2015**

2014 253

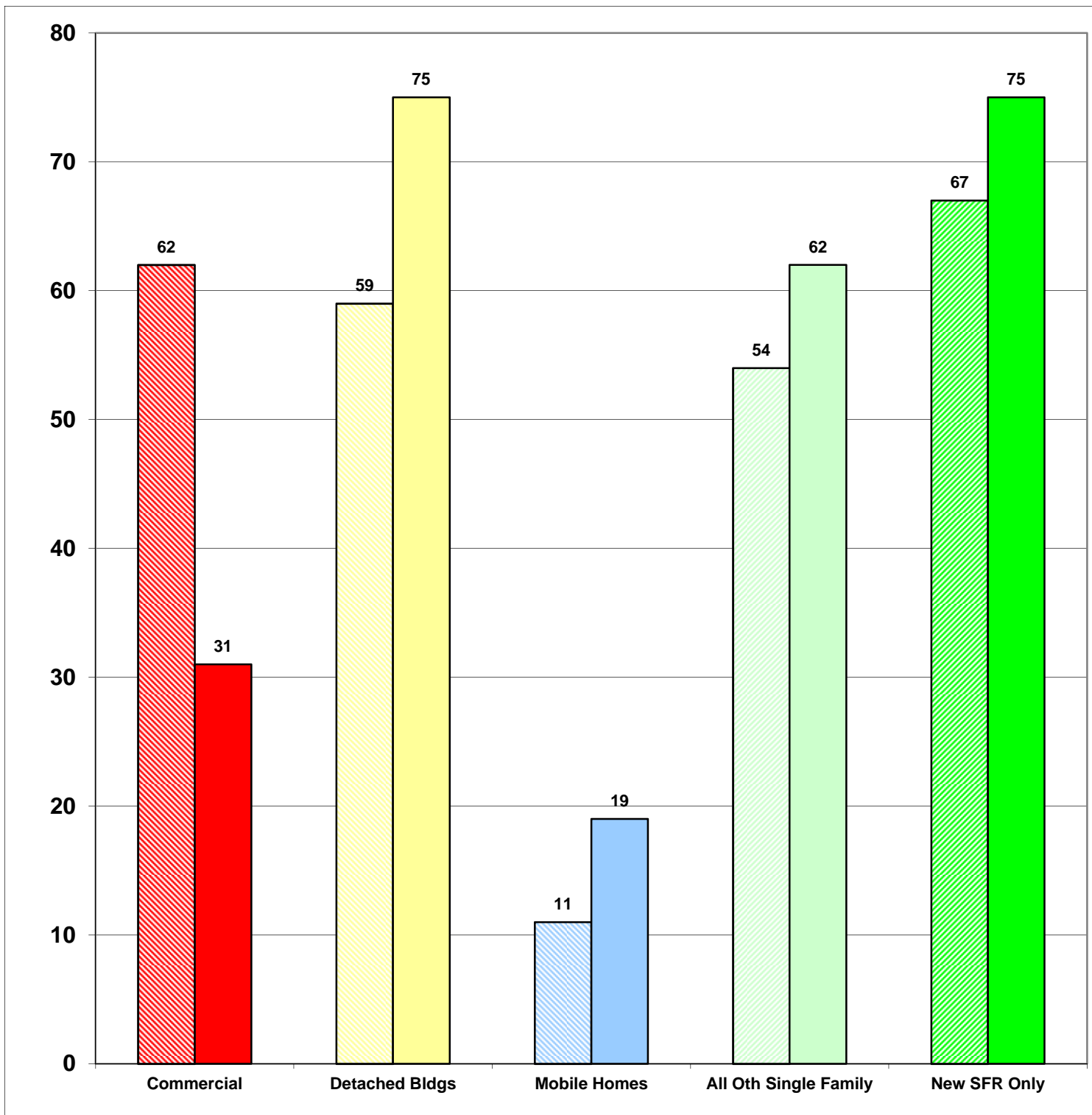
2015 262

4%

Total Increase

Stripe = 2014 Solid = 2015

**Year to Date Report
April-15**





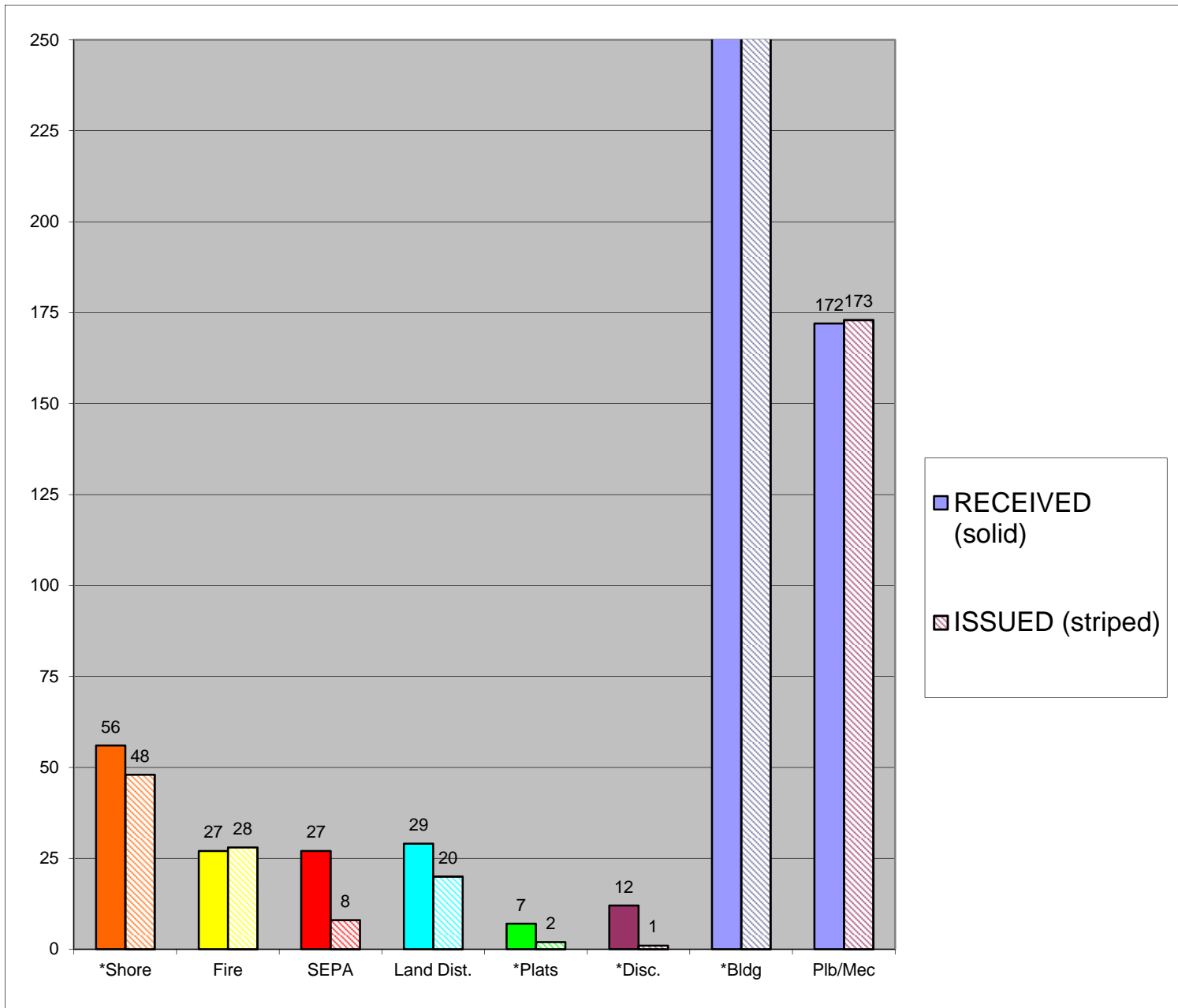
YEAR TO DATE

**CASES
RECEIVED
and
ISSUED**

JAN - DEC

Stripe = Issued
Solid = Received

Year to Date Report
April-15



*Shore = SHC, SHR, SHV, SHX

*Plats = LSS, SSS, BSP, PUD, MDP

*Disc = ADM, APL, CUP, NON, VAR

*Bldg = COM, DET, MOB, SFR