

Permit Activity, May 15

WHATCOM COUNTY PLANNING & DEVELOPMENT
2015 May



CURRENT MONTH		
SINGLE FAMILY RESIDENCES	ISSUED	VALUATION
NEW - RESIDENTIAL	17	4,678,069
NEW - DUPLEX		
ADDITION/REMODEL	11	574,612
CONVERT TO LIVING		
DEMOLITION (SINGLE FAMILY)	5	26,000
MOVE TO SITE		
REPLACE/REPAIR	1	231,061
RE-ROOF / SIDE ONLY		
TOTAL	34	\$5,509,742.00

MOBILE HOMES	ISSUED	VALUATION
NEW - MOBILE HOME	1	60,000
ADDITION TO MOB		
CONVERT TO STORAGE		
REPLACEMENT	1	17,050
TEMP MOBILE		
TOTAL	2	\$77,050.00

DETACHED BUILDINGS	ISSUED	VALUATION
NEW - AG BARN / STORAGE	1	49,800
NEW - GARAGE	4	154,630
NEW - OTHER TYPE BLDG		
NEW - OTHER TYPE STRUCTURES	1	10,500
NEW - STORAGE	12	347,480
ADDITION / REMODEL	2	93,027
CONVERT TO OTHER		
DEMOLITION (DETACHED)	2	6,000
MOVE TO SITE		
REPLACE / REPAIR		
RE-ROOF ONLY		
TOTAL	22	\$661,437.00

COMMERCIAL	ISSUED	VALUATION
NEW - 3 - 4 UNIT APARTMENTS		
NEW - 5 + UNIT APARTMENTS		
NEW - AIRPORT FACILITIES		
NEW - AMUSEMENT, SOCIAL, REC		
NEW - CHURCHES & OTH RELIGIOUS		
NEW - FIRE STATIONS / MEDIC ONE		
NEW - HOSPITALS / INSTITUTIONAL		
NEW - HOTEL / MOTEL / TOUR. CAB		
NEW - INDUSTRIAL		
NEW - MIXED USE		
NEW - OFFICE, BANKS, PROF		
NEW - OTHER PORTABLES		
NEW - OTHER TYPE BLDGS		
NEW - OTHER TYPE STRUCTURES	2	1,478,896
NEW - PORTABLE CLASSROOM		
NEW - PUBLIC WORKS & UTILITY		
NEW - SCHOOLS & OTHER ED		
NEW - STORAGE BLDGS		
NEW - STORES & CUSTOMER SERV		
NEW - WAREHOUSE	1	178,006
ADDITION / REMODEL	2	30,000
CHANGE OF USE / TEN IMPROV / OCC		
CONVERT		
DEMOLITION (COMMERCIAL)		
MOVE TO SITE		
REPLACE / REPAIR		
RE-ROOF ONLY	1	39,753
TOTAL	6	\$1,726,655.40

MONTHLY TOTAL	
ISSUED	VALUATION
64	\$7,974,884.40

YEAR TO DATE	
ISSUED	VALUATION
100	27,227,378
57	3,518,347
9	100,000
7	572,781
1	6,795
174	\$31,425,301.00

MOB	ISSUED	VALUATION
15	674,159	
5	52,722	
20	\$726,881.00	

DET	ISSUED	VALUATION
11	471,860	
13	448,972	
7	460,696	
39	1,357,154	
11	277,767	
11	34,500	
6	70,636	
98	\$3,121,585.00	

COM	ISSUED	VALUATION
1	1,000,000	
1	116,640	
12	3,466,228	
2	2,000	
1	178,006	
18	1,578,226	
7	107,443	
2	1,313,000	
4	24,100	
1	39,753	
49	\$7,825,396.40	

YEARLY TOTAL	
ISSUED	VALUATION
341	\$43,099,163.40



YEAR TO DATE

**BLDG PERMITS
 VALUATION**

in thousands

May

**Comparing
 2014 to 2015**

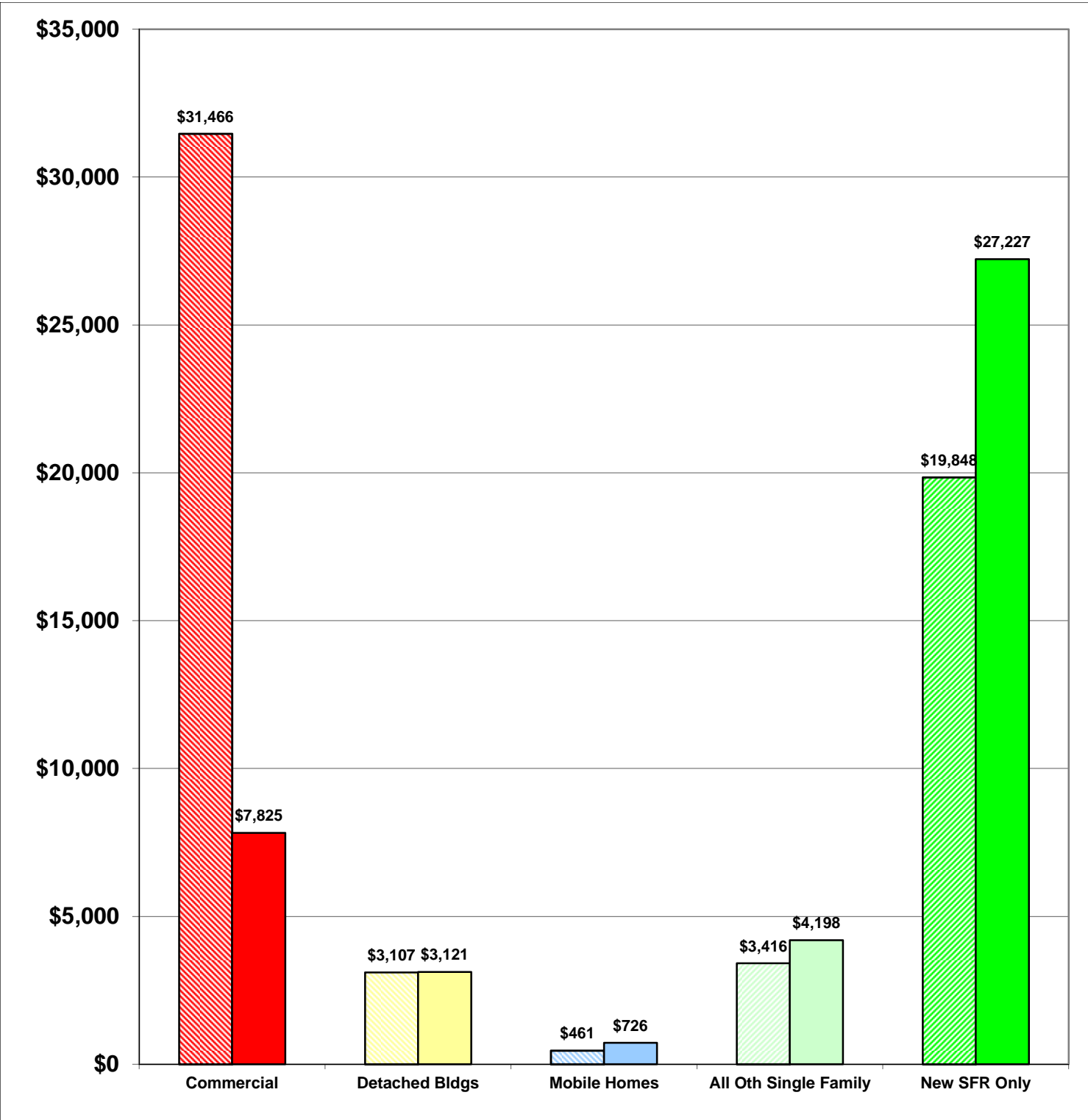
**2014 \$58,298
 2015 \$43,097**

-26%

Total Increase

Stripe = 2014 Solid = 2015

Year to Date Valuation Report
 May-15





BLDG PERMITS ISSUED

May

Comparing
2014 to 2015

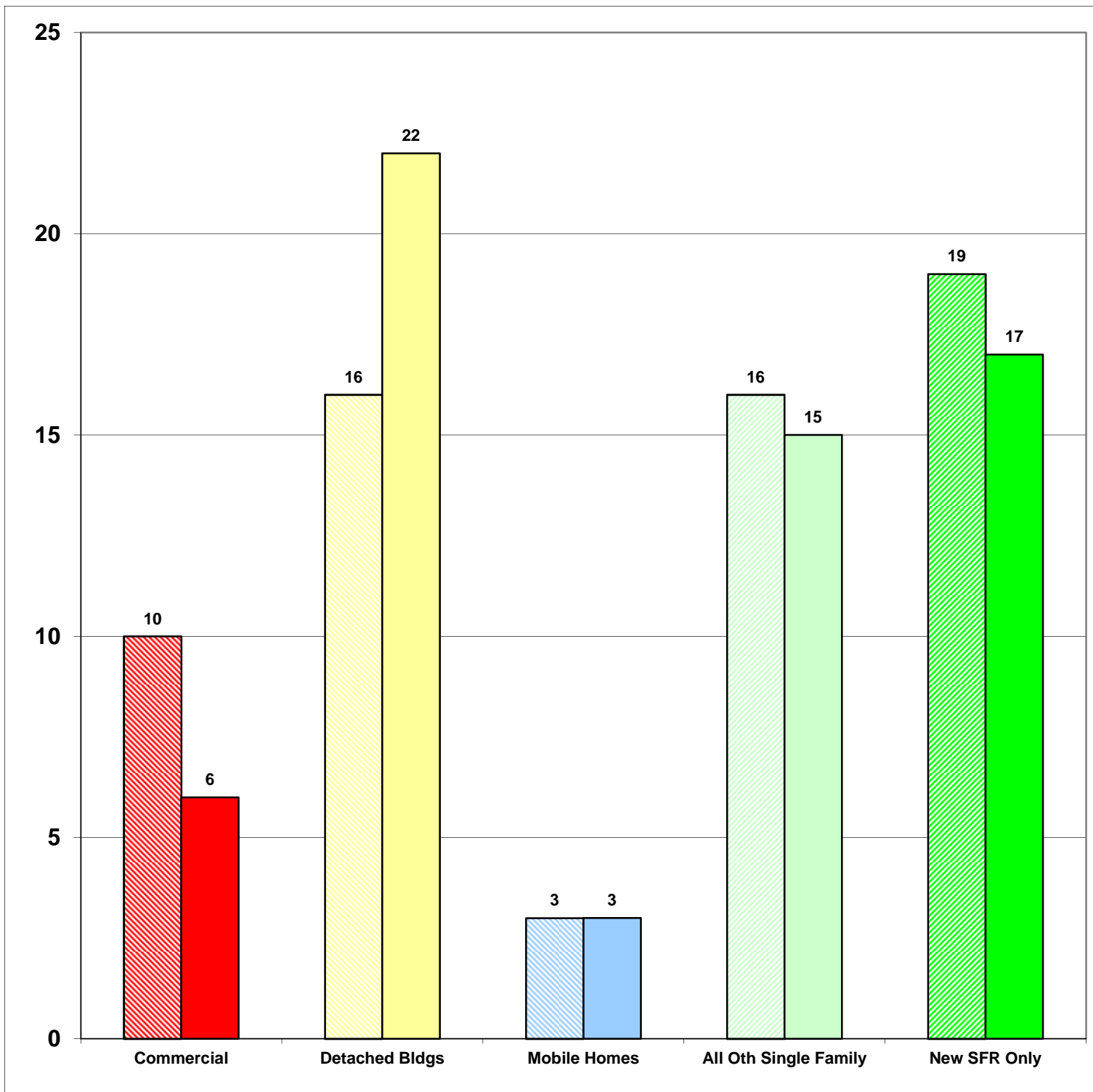
May-14 64
May-15 63

-2%

Total Increase

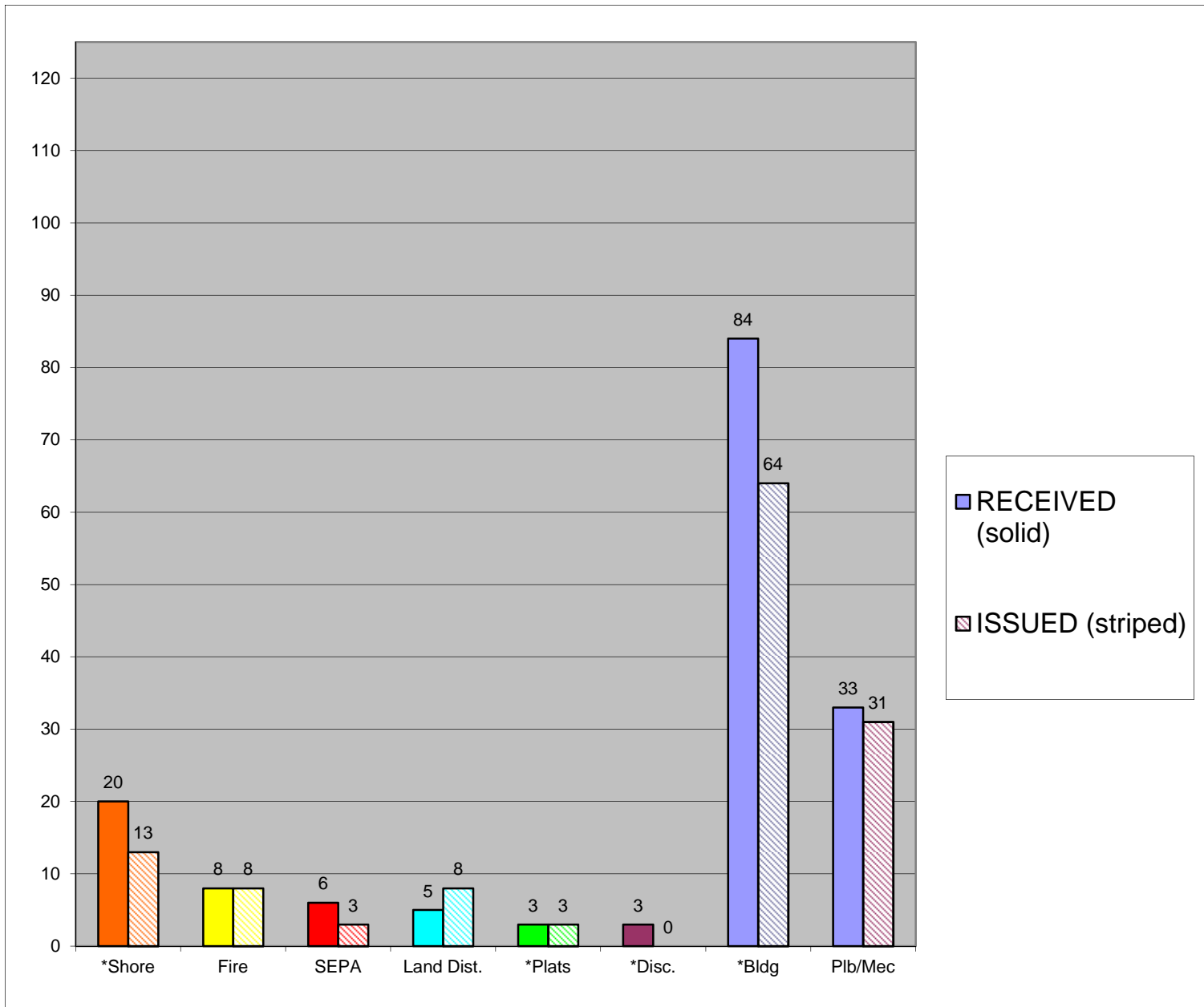
Stripe = 2014 Solid = 2015

Monthly Report
May-15





**CASES
 RECEIVED
 and
 ISSUED
 2014 to 2015
 May**



Stripe = Issued
 Solid = Received

Monthly Permit Report
 May-15

*Shore = SHC, SHR, SHV, SHX
 *Plats = LSS, SSS, BSP, PUD, MDP
 *Disc = ADM, APL, CUP, NON, VAR
 *Bldg = COM, DET, MOB, SFR



YEAR TO DATE

**BLDG PERMITS
ISSUED**

JAN - DEC

**Comparing
2014 to 2015**

2014 270

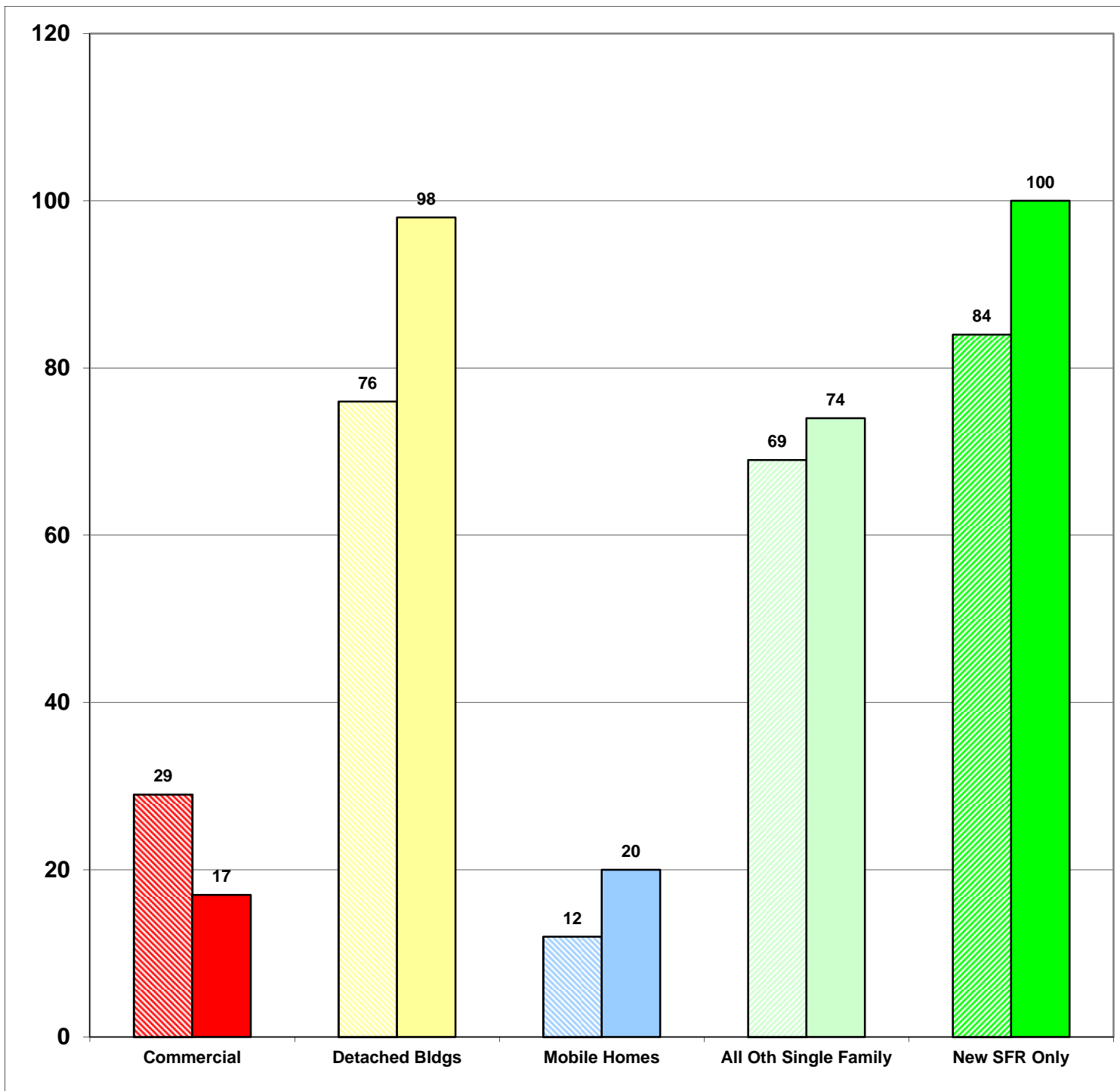
2015 309

14%

Total Increase

Stripe = 2014 Solid = 2015

Year to Date Report
May-15





YEAR TO DATE

**BLDG PERMITS
APPLIED FOR**

JAN - DEC

**Comparing
2014 to 2015**

2014 339

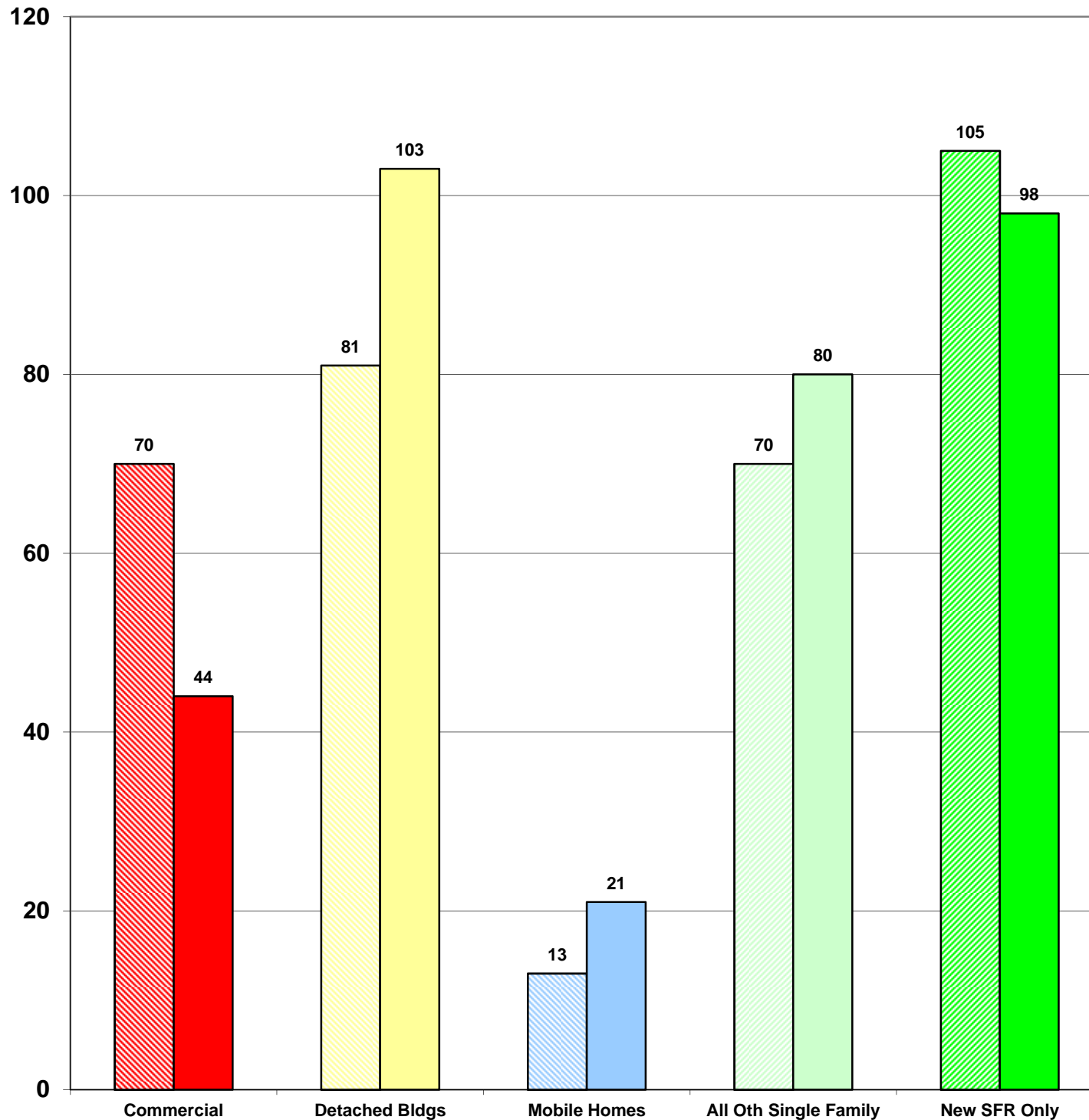
2015 346

2%

Total Increase

Stripe = 2014 Solid = 2015

**Year to Date Report
May-15**





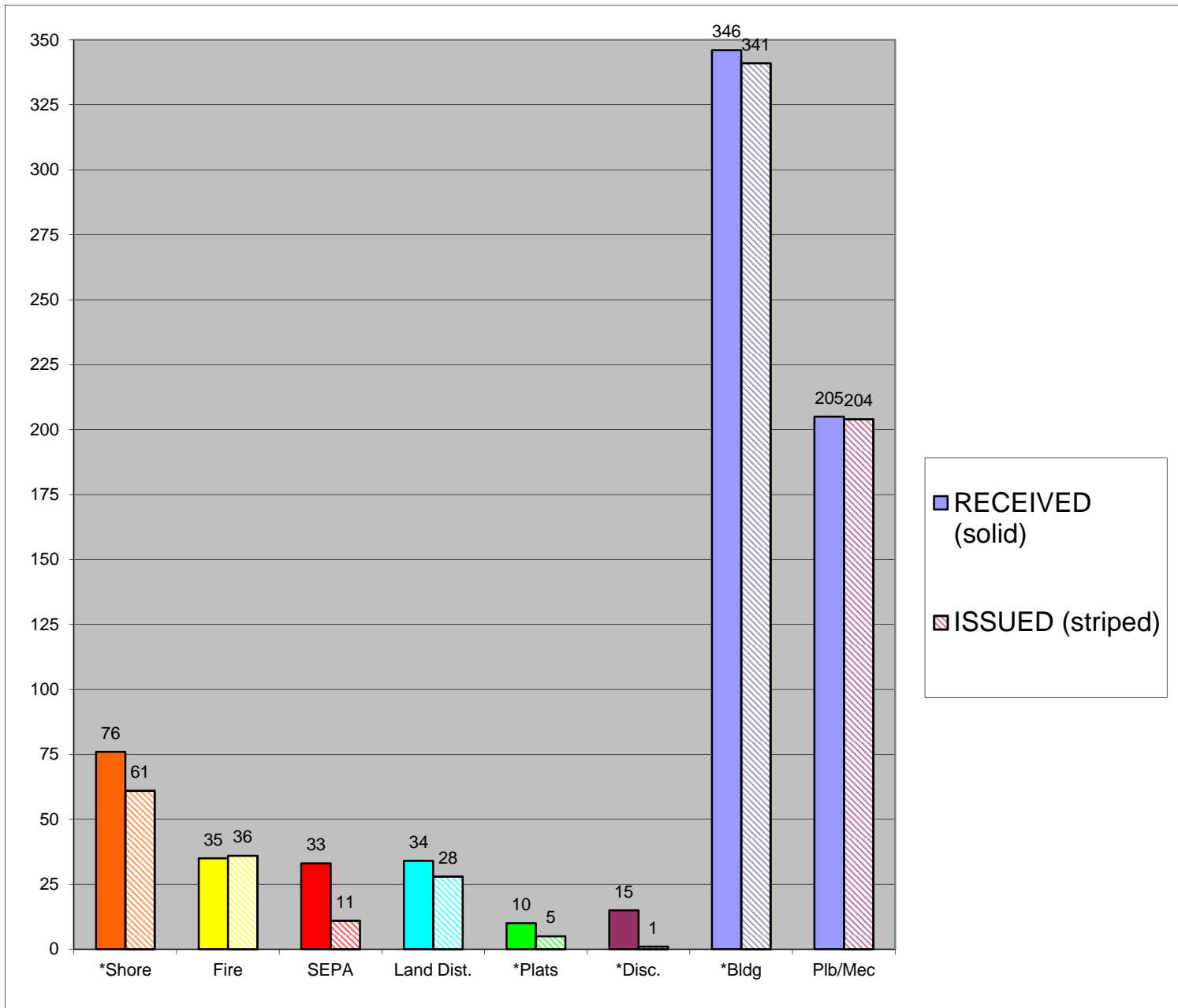
YEAR TO DATE

**CASES
RECEIVED
and
ISSUED**

JAN - DEC

Stripe = Issued
Solid = Received

Year to Date Report
May-15



*Shore = SHC, SHR, SHV, SHX

*Plats = LSS, SSS, BSP, PUD, MDP

*Disc = ADM, APL, CUP, NON, VAR

*Bldg = COM, DET, MOB, SFR