

Permit Activity, July 15

WHATCOM COUNTY PLANNING & DEVELOPMENT
2015 July



CURRENT MONTH		
SINGLE FAMILY RESIDENCES	ISSUED	VALUATION
NEW - RESIDENTIAL	26	7,102,291
NEW - DUPLEX		
ADDITION/REMODEL	11	1,132,854
CONVERT TO LIVING		
DEMOLITION (SINGLE FAMILY)	2	15,500
MOVE TO SITE		
REPLACE/REPAIR	2	77,000
RE-ROOF / SIDE ONLY	1	3,500
TOTAL	42	\$8,331,145.00

MOBILE HOMES	ISSUED	VALUATION
NEW - MOBILE HOME	4	173,608
ADDITION TO MOB	1	27,776
CONVERT TO STORAGE		
REPLACEMENT	1	27,776
TEMP MOBILE		
TOTAL	6	\$229,160.00

DETACHED BUILDINGS	ISSUED	VALUATION
NEW - AG BARN / STORAGE	2	148,000
NEW - GARAGE	2	183,790
NEW - OTHER TYPE BLDG		
NEW - OTHER TYPE STRUCTURES	4	34,215
NEW - STORAGE	6	281,280
ADDITION / REMODEL	1	5,928
CONVERT TO OTHER		
DEMOLITION (DETACHED)		
MOVE TO SITE		
REPLACE / REPAIR	1	3,402
RE-ROOF ONLY		
TOTAL	16	\$656,615.00

COMMERCIAL	ISSUED	VALUATION
NEW - 3 - 4 UNIT APARTMENTS		
NEW - 5 + UNIT APARTMENTS		
NEW - AIRPORT FACILITIES		
NEW - AMUSEMENT, SOCIAL, REC		
NEW - CHURCHES & OTH RELIGIOUS		
NEW - FIRE STATIONS / MEDIC ONE		
NEW - HOSPITALS / INSTITUTIONAL		
NEW - HOTEL / MOTEL / TOUR. CAB	1	16,080,000
NEW - INDUSTRIAL	1	15,000
NEW - MIXED USE		
NEW - OFFICE, BANKS, PROF		
NEW - OTHER PORTABLES		
NEW - OTHER TYPE BLDGS		
NEW - OTHER TYPE STRUCTURES		
NEW - PORTABLE CLASSROOM		
NEW - PUBLIC WORKS & UTILITY		
NEW - SCHOOLS & OTHER ED	1	617,196
NEW - STORAGE BLDGS		
NEW - STORES & CUSTOMER SERV	1	7,000
NEW - WAREHOUSE		
ADDITION / REMODEL		
CHANGE OF USE / TEN IMPROV / OCC	2	7,000
CONVERT		
DEMOLITION (COMMERCIAL)		
MOVE TO SITE		
REPLACE / REPAIR	2	1,850
RE-ROOF ONLY		
TOTAL	8	\$16,728,046.00

MONTHLY TOTAL	
ISSUED	VALUATION
72	\$25,944,966.00

YEAR TO DATE	
ISSUED	VALUATION
158	42,589,727
86	6,134,862
12	125,500
1	19,712
11	1,125,541
2	10,295
270	\$50,005,637.00

MOB	ISSUED	VALUATION
21	937,351	
1	27,776	
11	289,590	
33	\$1,254,717.00	

DET	ISSUED	VALUATION
20	1,596,986	
21	929,004	
13	552,887	
59	2,120,934	
13	284,355	
14	59,500	
8	74,478	
148	\$5,618,144.00	

COM	ISSUED	VALUATION
1	308,604	
1	16,080,000	
5	5,546,480	
1	20,000	
1	116,640	
14	3,651,228	
3	617,196	
3	9,000	
3	1,635,446	
19	2,076,226	
9	114,443	
2	1,313,000	
7	70,950	
2	79,753	
71	\$31,638,966.40	

YEARLY TOTAL	
ISSUED	VALUATION
522	\$88,517,464.40



YEAR TO DATE

**BLDG PERMITS
VALUATION**

in thousands

July

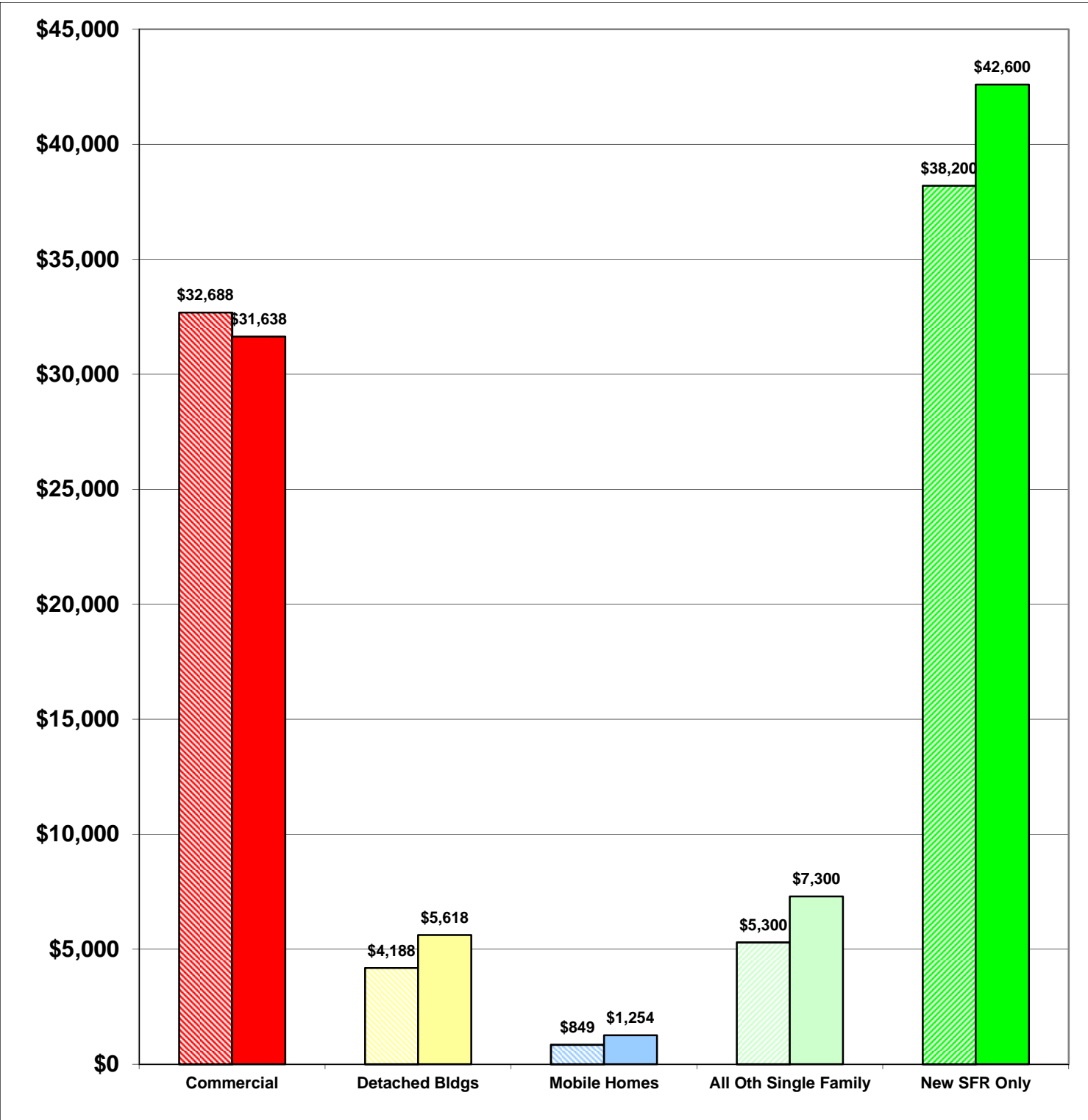
**Comparing
2014 to 2015**

**2014 \$81,225
2015 \$88,410**

**9%
Total Increase**

Stripe = 2014 Solid = 2015

Year to Date Valuation Report
July-15





BLDG PERMITS ISSUED

July

Comparing
2014 to 2015

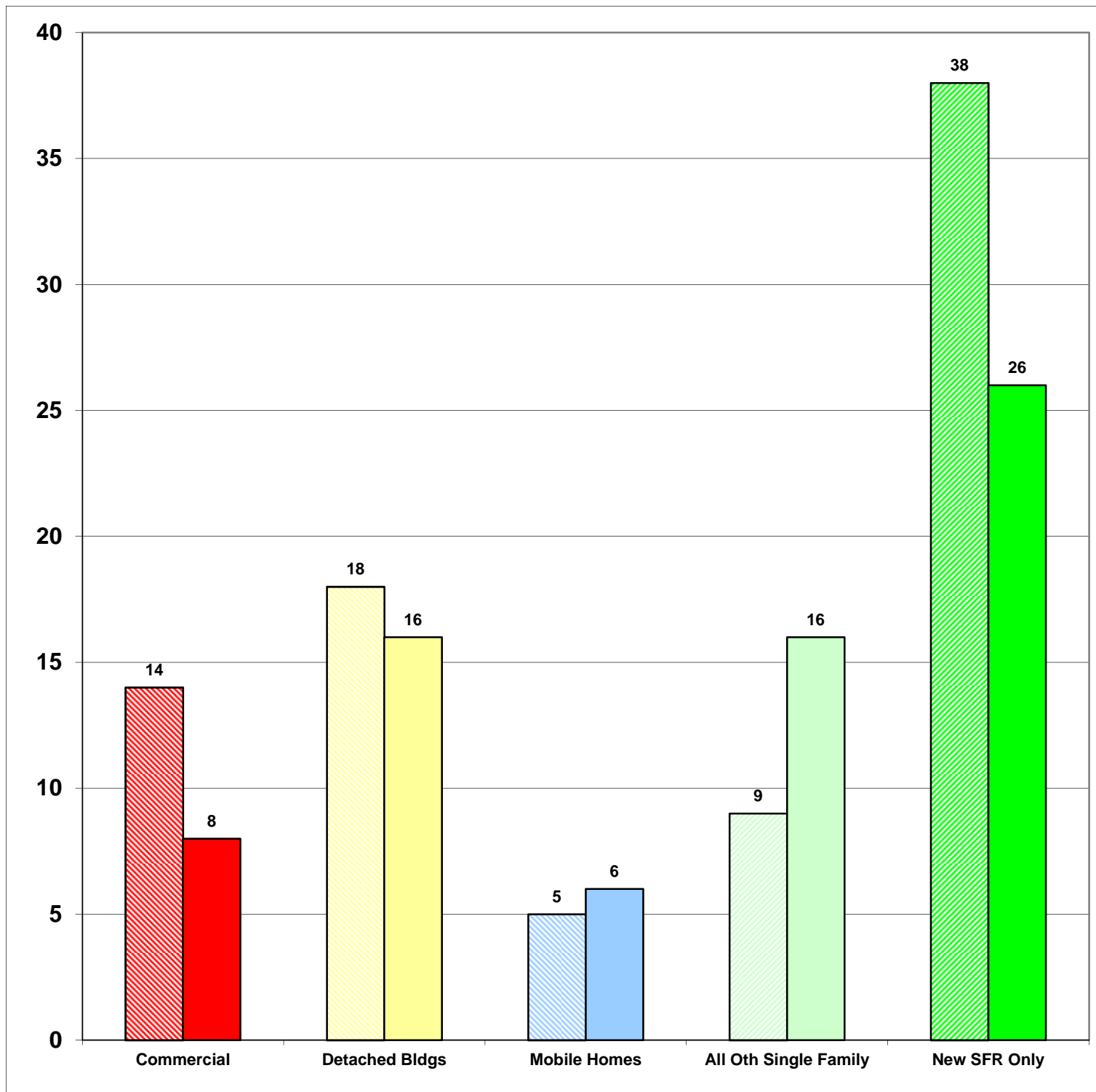
Jul-14 84
Jul-15 72

-14%

Total Increase

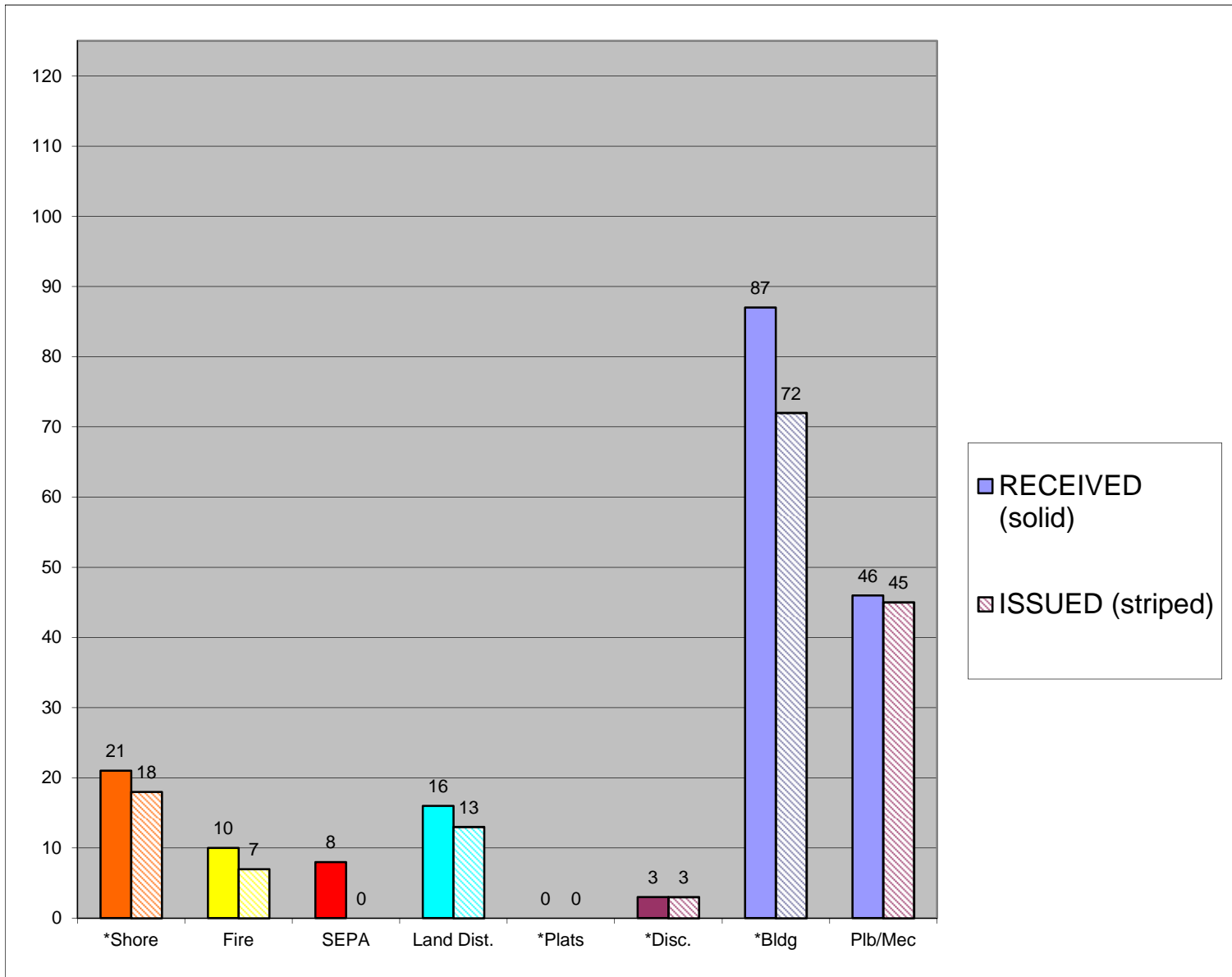
Stripe = 2014 Solid = 2015

Monthly Report
July-15





**CASES
 RECEIVED
 and
 ISSUED
 2014 to 2015
 July**



Stripe = Issued
 Solid = Received

Monthly Permit Report
 July-15

- *Shore = SHC, SHR, SHV, SHX
- *Plats = LSS, SSS, BSP, PUD, MDP
- *Disc = ADM, APL, CUP, NON, VAR
- *Bldg = COM, DET, MOB, SFR



YEAR TO DATE

**BLDG PERMITS
ISSUED**

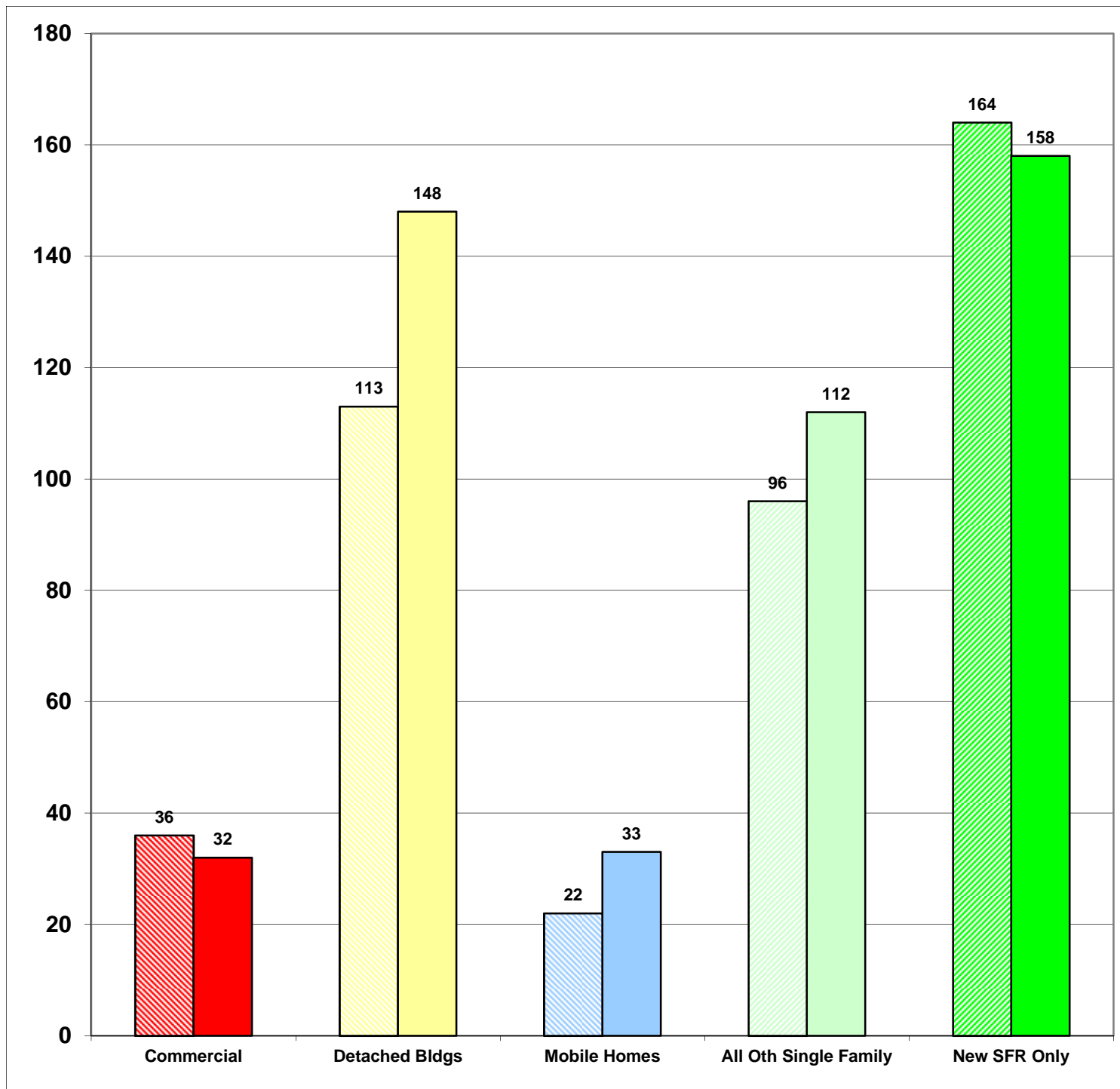
JAN - DEC

**Comparing
2014 to 2015**

**2014 431
2015 483**

**12%
Total Increase**

Stripe = 2014 Solid = 2015





YEAR TO DATE

**BLDG PERMITS
APPLIED FOR**

JAN - DEC

**Comparing
2014 to 2015**

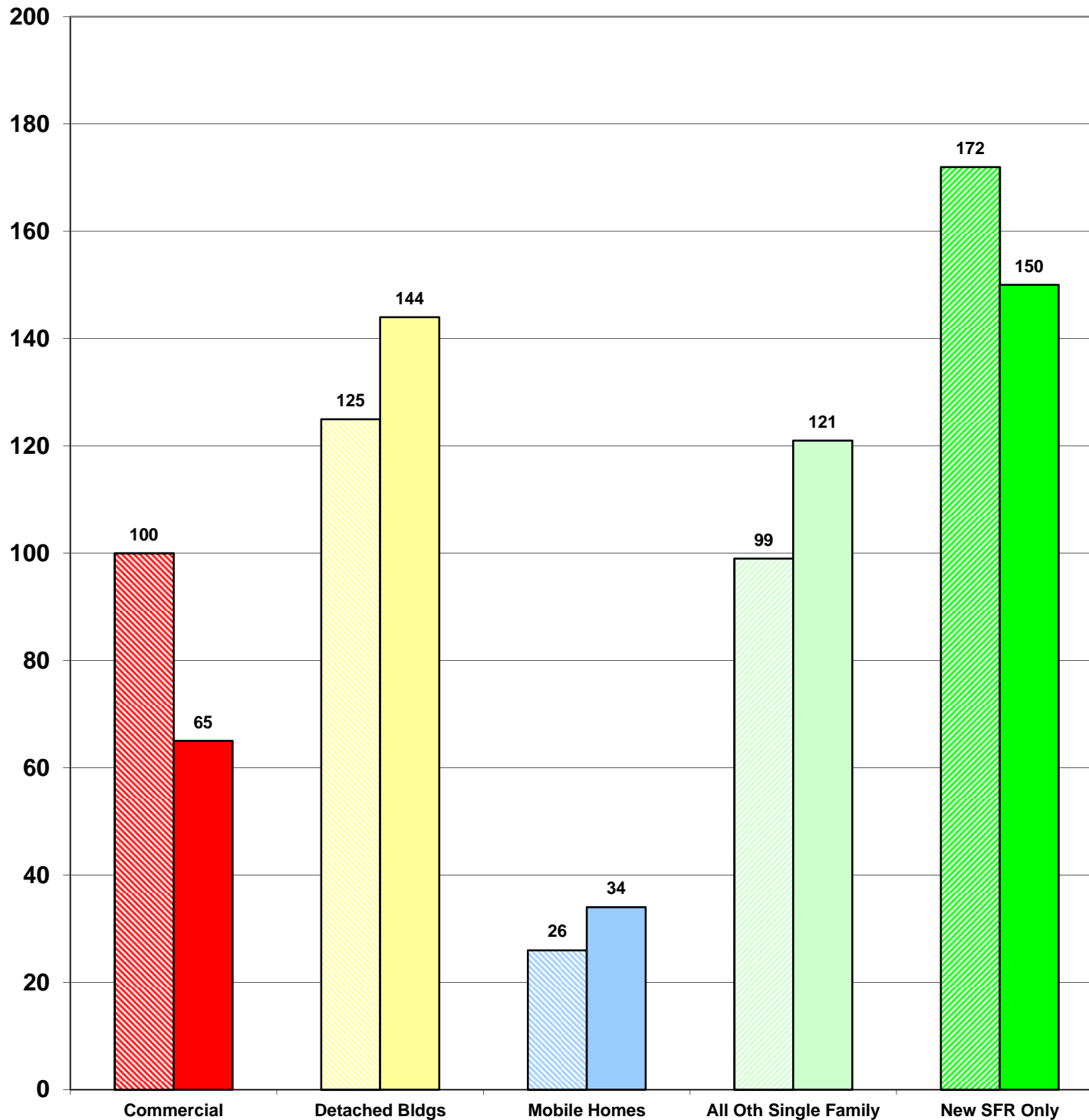
2014	522
2015	514

-2%

Total Increase

Stripe = 2014 Solid = 2015

**Year to Date Report
July-15**





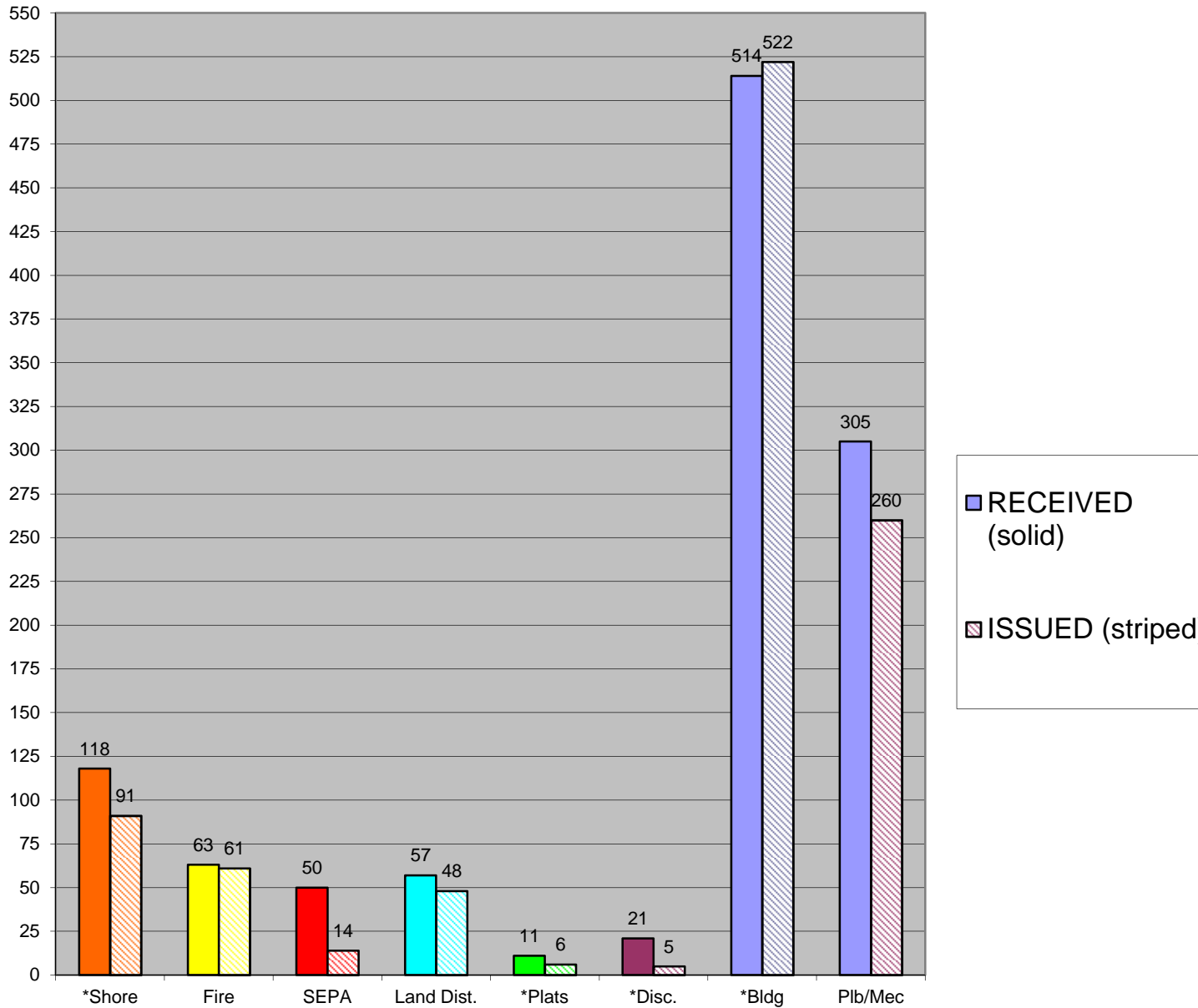
YEAR TO DATE

**CASES
RECEIVED
and
ISSUED**

JAN - DEC

Stripe = Issued
Solid = Received

Year to Date Report
July-15



*Shore = SHC, SHR, SHV, SHX

*Plats = LSS, SSS, BSP, PUD, MDP

*Disc = ADM, APL, CUP, NON, VAR

*Bldg = COM, DET, MOB, SFR