

# Permit Activity, August 15

WHATCOM COUNTY PLANNING & DEVELOPMENT  
2015 August



CURRENT MONTH		
SINGLE FAMILY RESIDENCES	ISSUED	VALUATION
NEW - RESIDENTIAL	32	9,043,604
NEW - DUPLEX		
ADDITION/REMODEL	14	1,001,370
CONVERT TO LIVING		
DEMOLITION (SINGLE FAMILY)	5	22,000
MOVE TO SITE		
REPLACE/REPAIR	1	30,420
RE-ROOF / SIDE ONLY		
<b>TOTAL</b>	<b>52</b>	<b>\$10,097,394.00</b>

MOBILE HOMES	ISSUED	VALUATION
NEW - MOBILE HOME	0	-
ADDITION TO MOB		
CONVERT TO STORAGE		
REPLACEMENT	3	97,300
TEMP MOBILE		
<b>TOTAL</b>	<b>3</b>	<b>\$97,300.00</b>

DETACHED BUILDINGS	ISSUED	VALUATION
NEW - AG BARN / STORAGE	1	61,590
NEW - GARAGE	2	38,080
NEW - OTHER TYPE BLDG	3	30,240
NEW - OTHER TYPE STRUCTURES	2	44,128
NEW - STORAGE	8	261,922
ADDITION / REMODEL	2	24,318
CONVERT TO OTHER		
DEMOLITION (DETACHED)		
MOVE TO SITE		
REPLACE / REPAIR	3	206,860
RE-ROOF ONLY		
<b>TOTAL</b>	<b>21</b>	<b>\$667,138.00</b>

COMMERCIAL	ISSUED	VALUATION
NEW - 3 - 4 UNIT APARTMENTS		
NEW - 5 + UNIT APARTMENTS		
NEW - AIRPORT FACILITIES		
NEW - AMUSEMENT, SOCIAL, REC		
NEW - CHURCHES & OTH RELIGIOUS		
NEW - FIRE STATIONS / MEDIC ONE		
NEW - HOSPITALS / INSTITUTIONAL		
NEW - HOTEL / MOTEL / TOUR. CAB		
NEW - INDUSTRIAL	2	192,258
NEW - MIXED USE		
NEW - OFFICE, BANKS, PROF	1	4,000
NEW - OTHER PORTABLES		
NEW - OTHER TYPE BLDGS		
NEW - OTHER TYPE STRUCTURES	3	12,000
NEW - PORTABLE CLASSROOM		
NEW - PUBLIC WORKS & UTILITY		
NEW - SCHOOLS & OTHER ED		
NEW - STORAGE BLDGS		
NEW - STORES & CUSTOMER SERV		
NEW - WAREHOUSE		
ADDITION / REMODEL		
CHANGE OF USE / TEN IMPROV / OCC		
CONVERT		
DEMOLITION (COMMERCIAL)		
MOVE TO SITE		
REPLACE / REPAIR		
RE-ROOF ONLY		
<b>TOTAL</b>	<b>6</b>	<b>\$208,257.81</b>

MONTHLY TOTAL	
ISSUED	VALUATION
82	\$11,070,089.81

YEAR TO DATE	
ISSUED	VALUATION
187	50,780,254
100	7,136,232
18	182,500
1	-
12	1,155,961
2	10,295
<b>320</b>	<b>\$59,265,242.00</b>

MOB	ISSUED	VALUATION
21	937,351	
1	27,776	
14	386,890	
<b>36</b>	<b>\$1,352,017.00</b>	

DET	ISSUED	VALUATION
21	1,658,576	
23	967,084	
3	30,240	
15	597,015	
67	2,418,100	
15	310,941	
14	59,500	
11	281,338	
<b>169</b>	<b>\$6,322,794.00</b>	

COM	ISSUED	VALUATION
1	308,604	
1	16,080,000	
8	5,738,738	
1	20,000	
2	120,640	
17	3,663,228	
3	617,196	
3	9,000	
3	1,635,446	
19	2,076,226	
9	114,443	
2	1,313,000	
7	70,950	
2	79,753	
<b>78</b>	<b>\$31,847,224.21</b>	

YEARLY TOTAL	
ISSUED	VALUATION
603	\$98,787,277.21



**YEAR TO DATE**

**BLDG PERMITS  
VALUATION**

in thousands

**August**

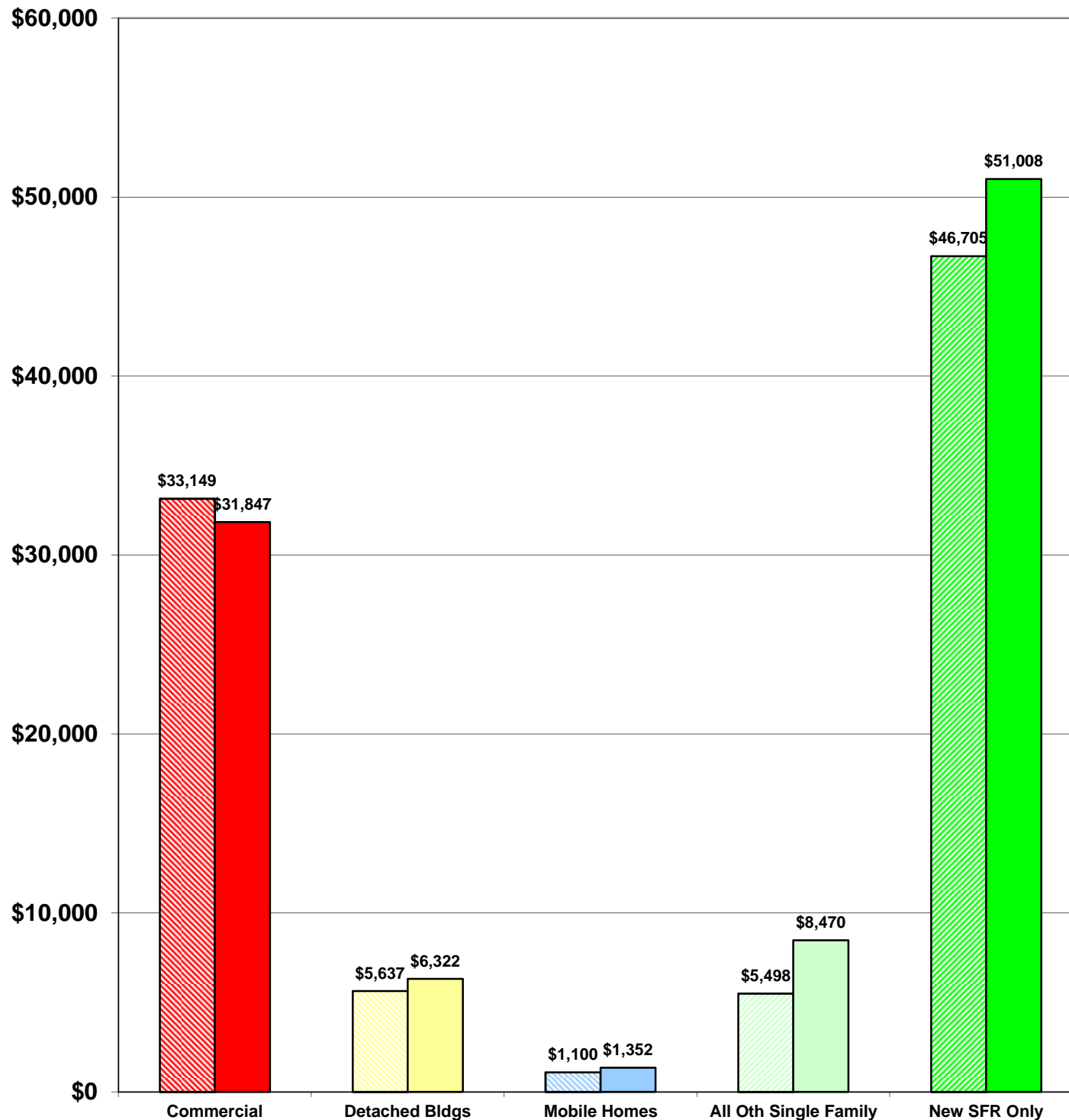
**Comparing  
2014 to 2015**

**2014     \$92,089  
2015     \$98,999**

**8%  
Total Increase**

**Stripe = 2014    Solid = 2015**

Year to Date Valuation Report  
August-15





## BLDG PERMITS ISSUED

August

Comparing  
2014 to 2015

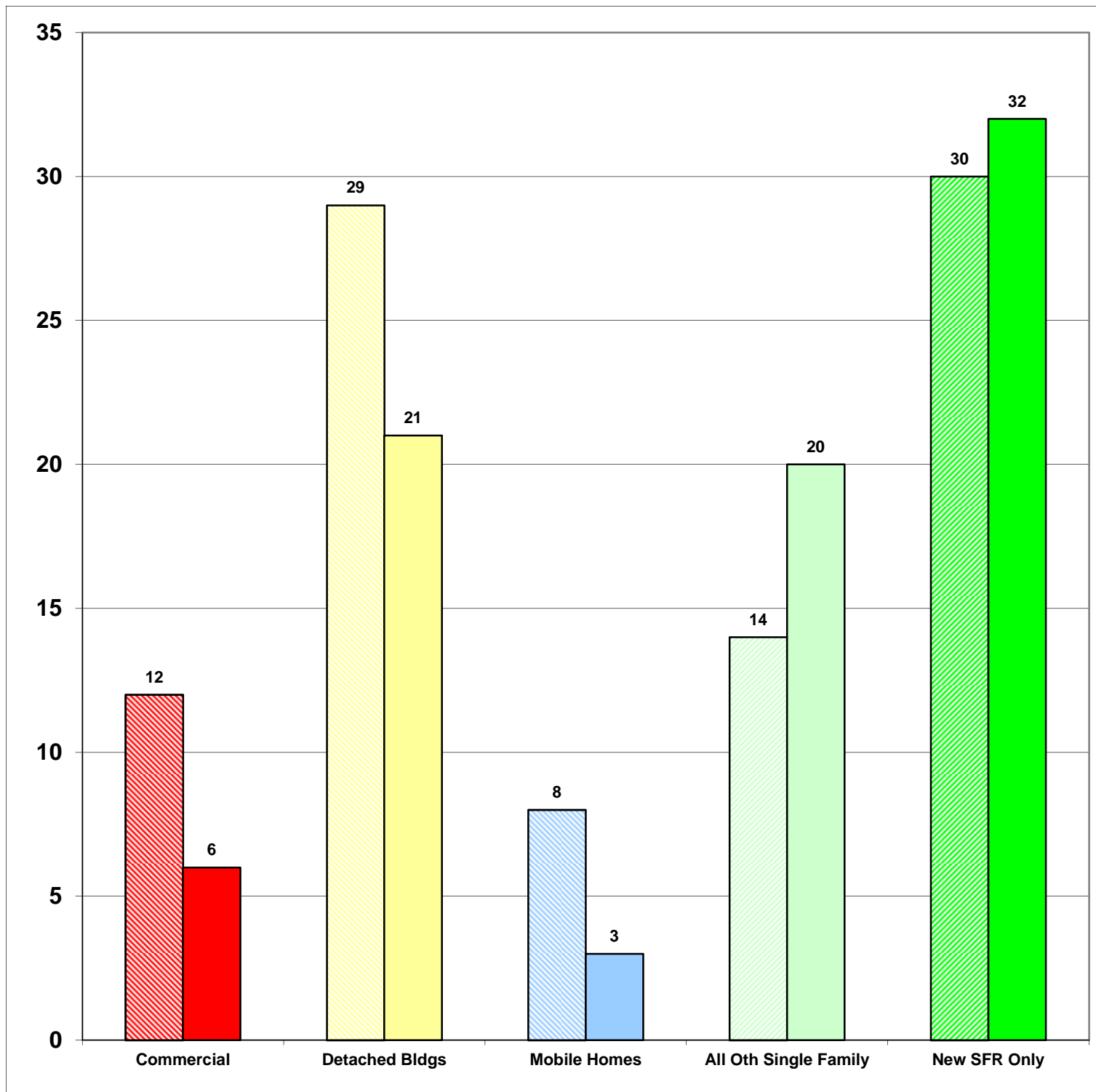
Aug-14    93  
Aug-15    82

-12%

Total Increase

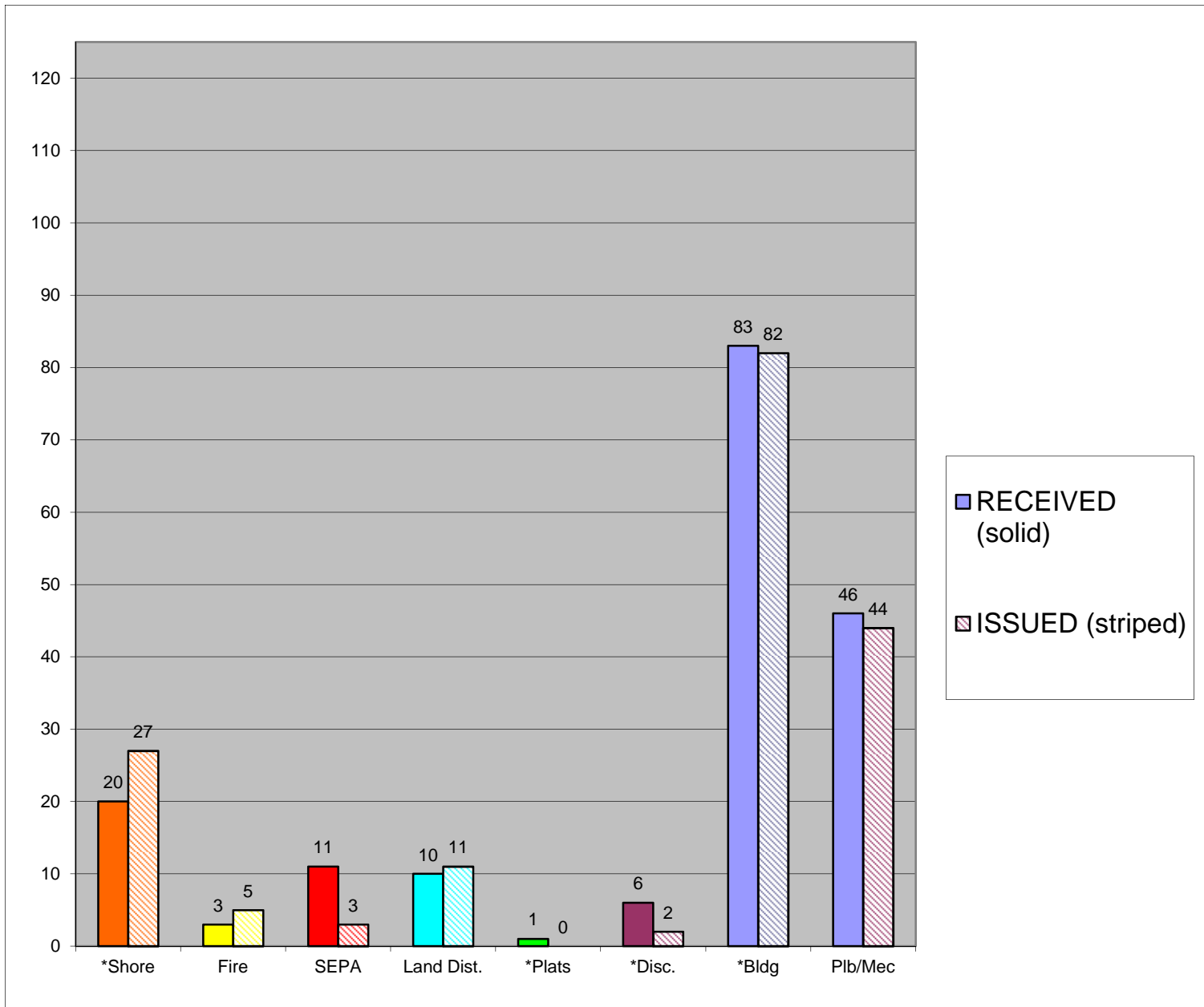
Stripe = 2014    Solid = 2015

Monthly Report  
August-15





**CASES  
 RECEIVED  
 and  
 ISSUED  
 2014 to 2015  
 August**



Stripe = Issued  
 Solid = Received

Monthly Permit Report  
 August-15

- \*Shore = SHC, SHR, SHV, SHX
- \*Plats = LSS, SSS, BSP, PUD, MDP
- \*Disc = ADM, APL, CUP, NON, VAR
- \*Bldg = COM, DET, MOB, SFR



**YEAR TO DATE**

**BLDG PERMITS  
ISSUED**

**JAN - DEC**

**Comparing  
2014 to 2015**

**2014     522**

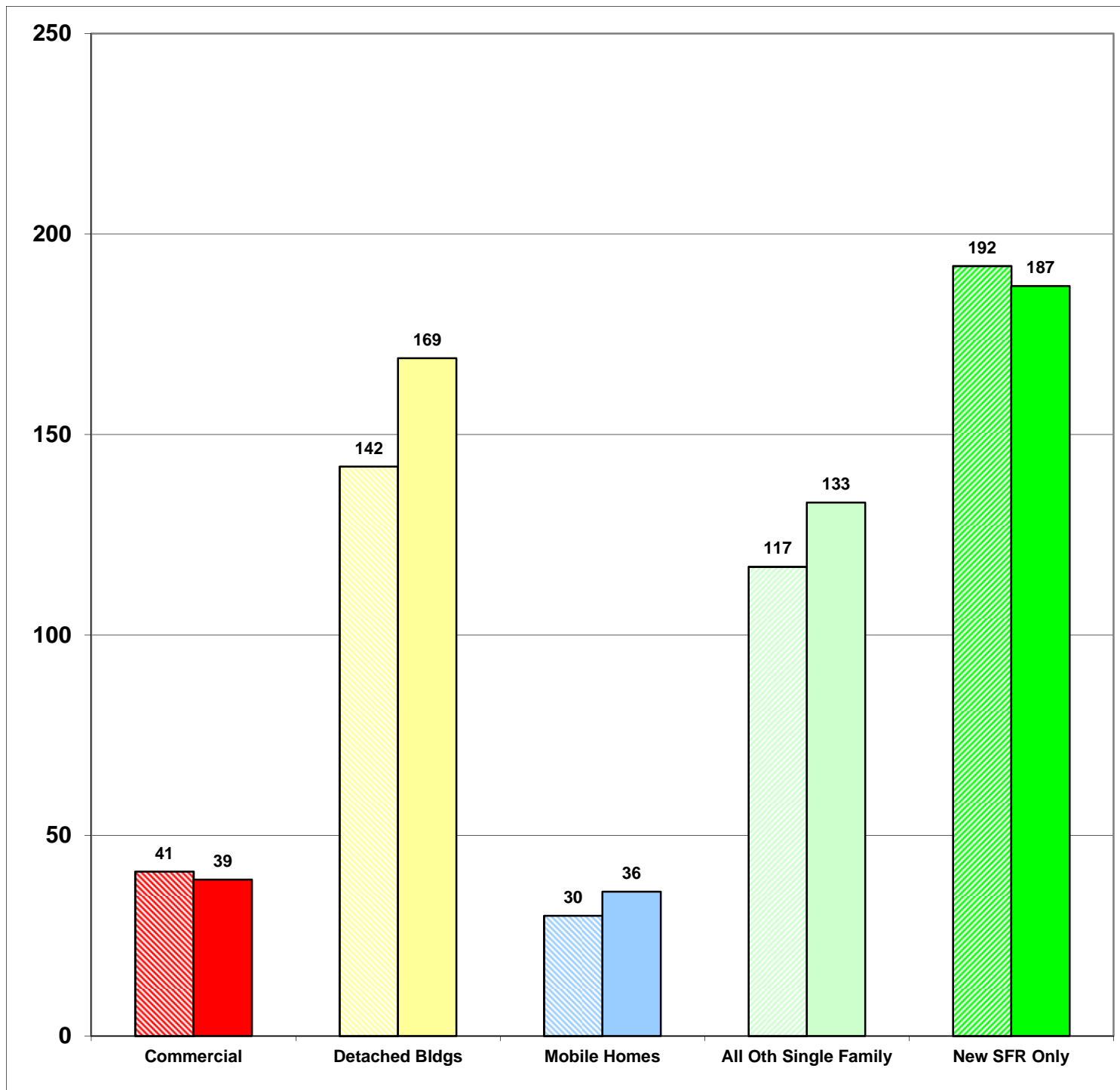
**2015     564**

**8%**

**Total Increase**

**Stripe = 2014    Solid = 2015**

Year to Date Report  
August-15





**YEAR TO DATE**

**BLDG PERMITS  
APPLIED FOR**

**JAN - DEC**

**Comparing  
2014 to 2015**

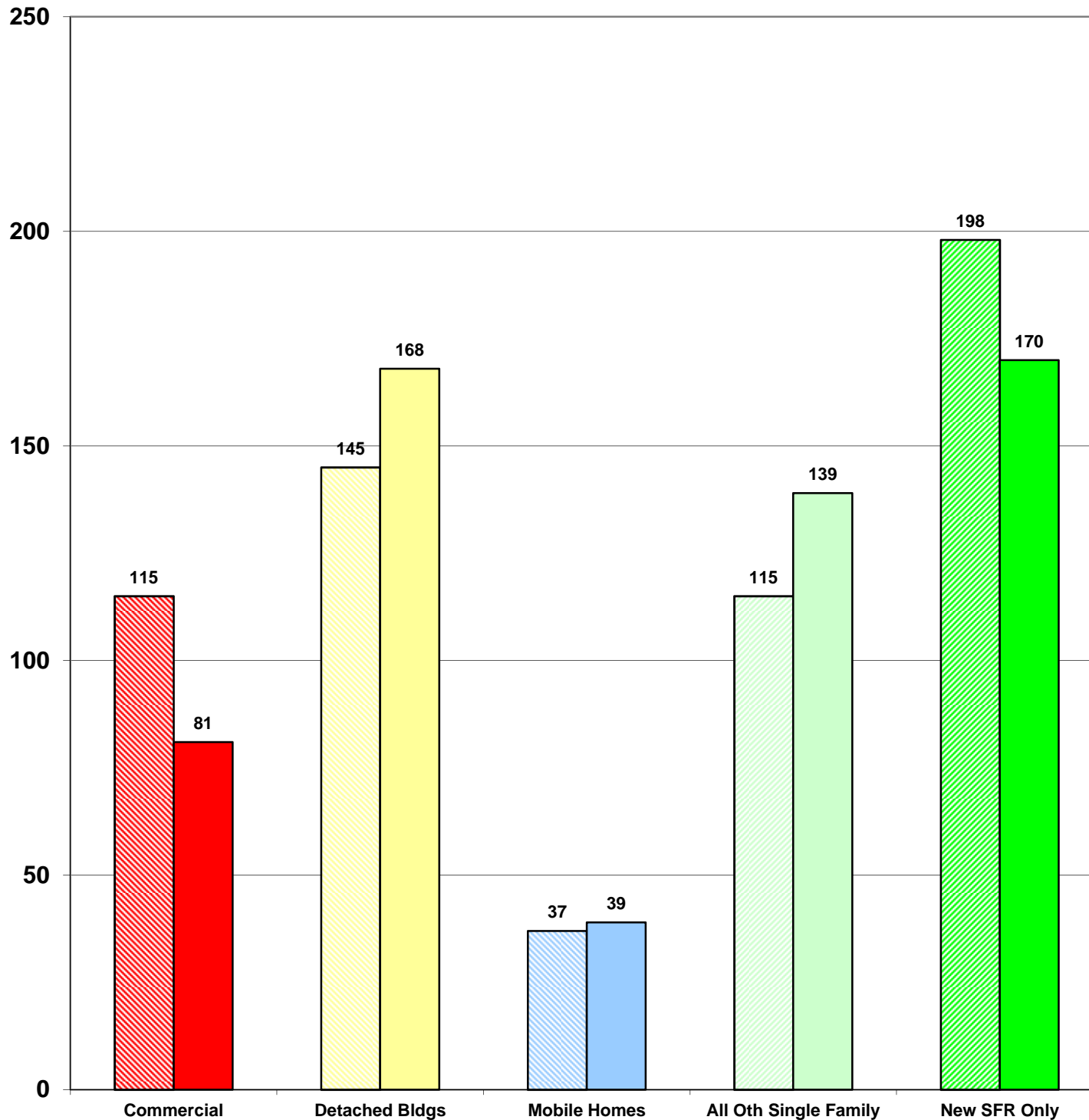
**2014     610  
2015     597**

**-2%**

**Total Increase**

**Stripe = 2014    Solid = 2015**

**Year to Date Report  
August-15**





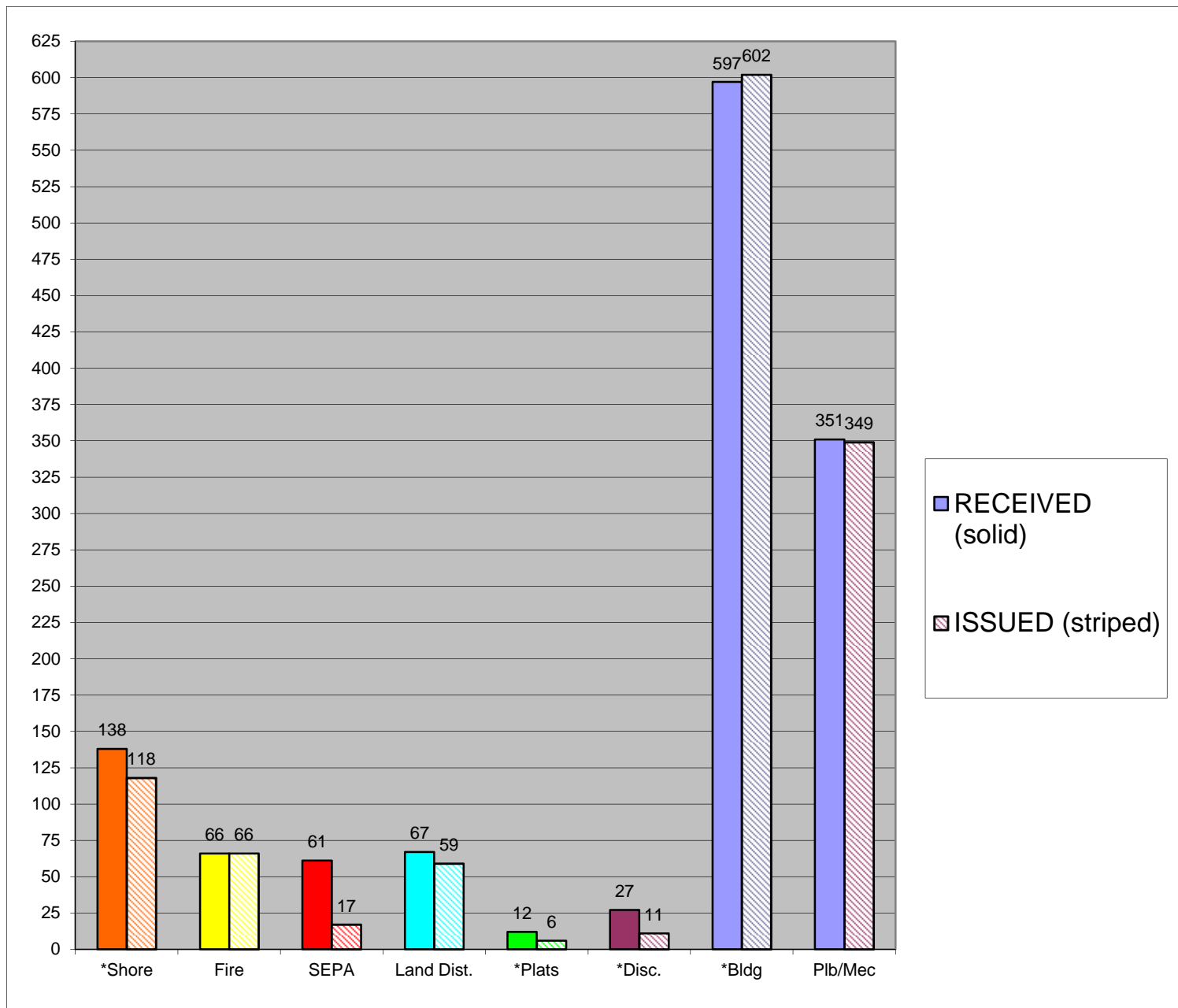
**YEAR TO DATE**

**CASES  
RECEIVED  
and  
ISSUED**

**JAN - DEC**

**Stripe = Issued**  
**Solid = Received**

Year to Date Report  
August-15



\*Shore = SHC, SHR, SHV, SHX

\*Plats = LSS, SSS, BSP, PUD, MDP

\*Disc = ADM, APL, CUP, NON, VAR

\*Bldg = COM, DET, MOB, SFR