

Permit Activity, September 15

WHATCOM COUNTY PLANNING & DEVELOPMENT
2015 September



CURRENT MONTH		
SINGLE FAMILY RESIDENCES	ISSUED	VALUATION
NEW - RESIDENTIAL	16	3,193,327
NEW - DUPLEX		
ADDITION/REMODEL	13	970,213
CONVERT TO LIVING		
DEMOLITION (SINGLE FAMILY)	3	7,000
MOVE TO SITE		
REPLACE/REPAIR	2	37,275
RE-ROOF / SIDE ONLY		
TOTAL	34	\$4,207,815.00

MOBILE HOMES	ISSUED	VALUATION
NEW - MOBILE HOME	5	306,720
ADDITION TO MOB		
CONVERT TO STORAGE		
REPLACEMENT	1	27,900
TEMP MOBILE		
TOTAL	6	\$334,620.00

DETACHED BUILDINGS	ISSUED	VALUATION
NEW - AG BARN / STORAGE	1	28,800
NEW - GARAGE	4	192,224
NEW - OTHER TYPE BLDG		
NEW - OTHER TYPE STRUCTURES	6	102,199
NEW - STORAGE	13	458,535
ADDITION / REMODEL	1	960
CONVERT TO OTHER		
DEMOLITION (DETACHED)	2	6,500
MOVE TO SITE		
REPLACE / REPAIR		
RE-ROOF ONLY	1	1,920
TOTAL	28	\$791,138.00

COMMERCIAL	ISSUED	VALUATION
NEW - 3 - 4 UNIT APARTMENTS		
NEW - 5 + UNIT APARTMENTS		
NEW - AIRPORT FACILITIES		
NEW - AMUSEMENT, SOCIAL, REC		
NEW - CHURCHES & OTH RELIGIOUS		
NEW - FIRE STATIONS / MEDIC ONE		
NEW - HOSPITALS / INSTITUTIONAL		
NEW - HOTEL / MOTEL / TOUR. CAB		
NEW - INDUSTRIAL	1	900
NEW - MIXED USE		
NEW - OFFICE, BANKS, PROF		
NEW - OTHER PORTABLES		
NEW - OTHER TYPE BLDGS		
NEW - OTHER TYPE STRUCTURES	3	279,300
NEW - PORTABLE CLASSROOM		
NEW - PUBLIC WORKS & UTILITY		
NEW - SCHOOLS & OTHER ED		
NEW - STORAGE BLDGS		
NEW - STORES & CUSTOMER SERV		
NEW - WAREHOUSE		
ADDITION / REMODEL	3	133,000
CHANGE OF USE / TEN IMPROV / OCC	1	2,000
CONVERT	2	7,191
DEMOLITION (COMMERCIAL)		
MOVE TO SITE		
REPLACE / REPAIR	4	114,550
RE-ROOF ONLY	1	273,800
TOTAL	15	\$810,741.20

MONTHLY TOTAL	
ISSUED	VALUATION
83	\$6,144,314.20

YEAR TO DATE	
ISSUED	VALUATION
204	54,171,103
113	8,106,445
21	189,500
1	19,712
14	1,193,236
2	10,295
355	\$63,690,291.00

MOB	ISSUED	VALUATION
	26	1,244,071
	1	27,776
	15	414,790
	42	\$1,686,637.00

DET	ISSUED	VALUATION
	22	1,687,376
	27	1,159,308
	3	30,240
	21	699,214
	80	2,876,635
	16	311,901
	16	66,000
	12	283,258
	197	\$7,113,932.00

COM	ISSUED	VALUATION
	1	308,604
	1	16,080,000
	9	5,667,638
	1	20,000
	2	120,640
	20	3,942,528
	0	-
	3	617,196
	3	9,000
	3	1,635,446
	22	2,209,226
	10	116,443
	2	7,191
	2	1,313,000
	11	185,500
	3	353,553
	93	\$32,585,965.41

YEARLY TOTAL	
ISSUED	VALUATION
687	\$105,076,825.41



YEAR TO DATE

**BLDG PERMITS
VALUATION**

in thousands

September

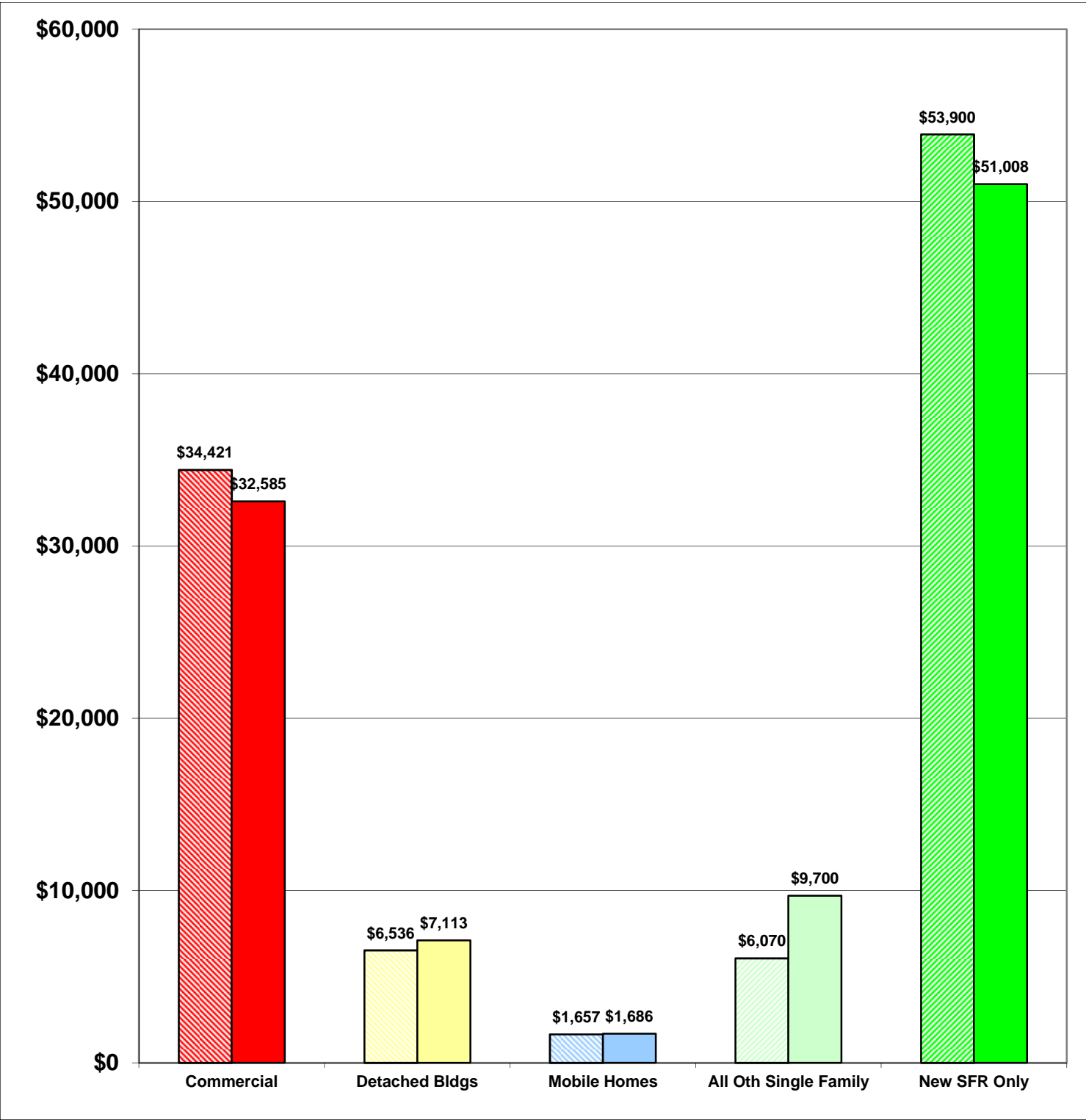
Comparing
2014 to 2015

2014 \$102,584
2015 \$102,092

0%
Total Increase

Stripe = 2014 Solid = 2015

Year to Date Valuation Report
September-15





BLDG PERMITS ISSUED

September

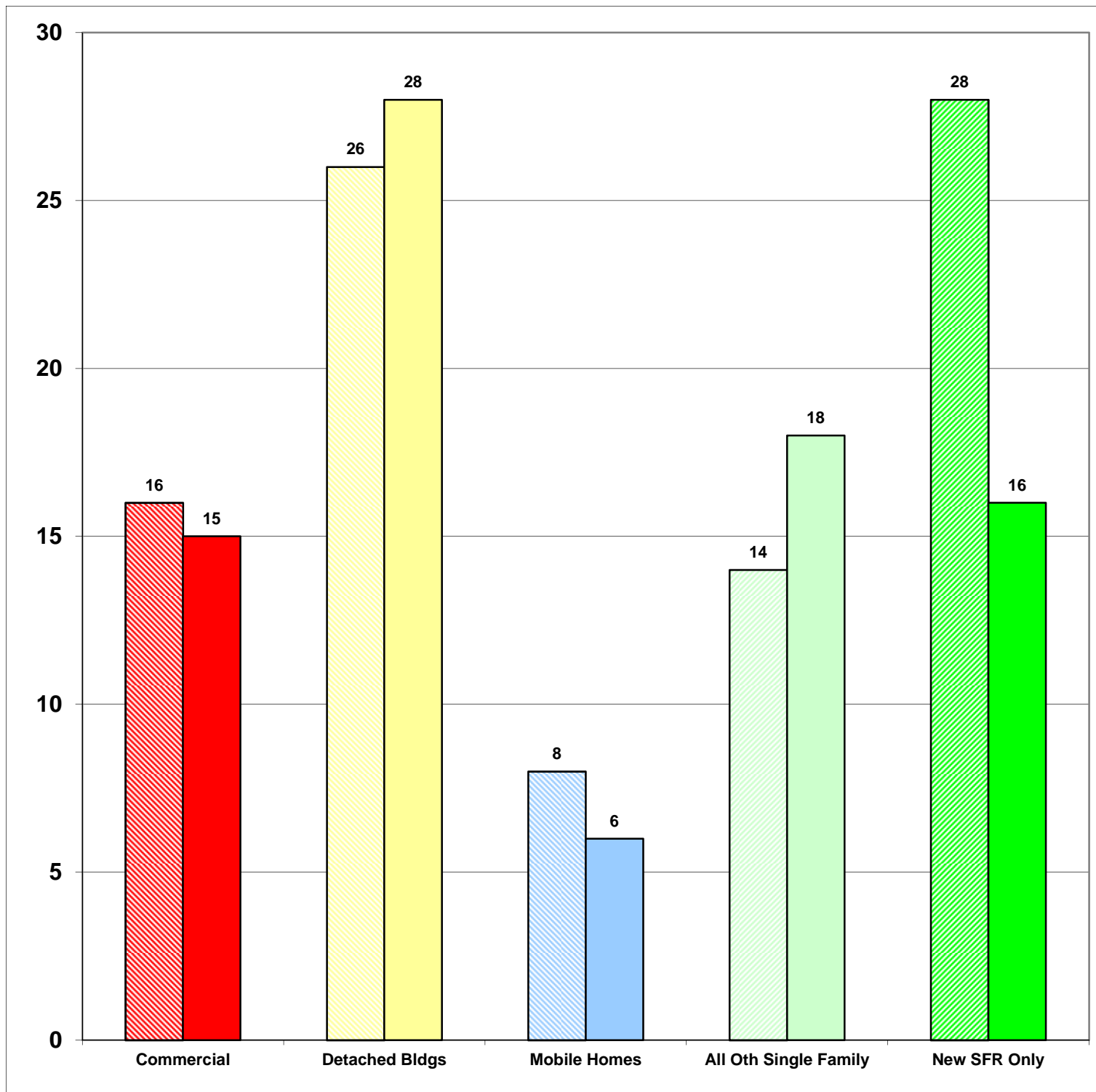
Comparing
2014 to 2015

Sep-14	92
Sep-15	83

-10%

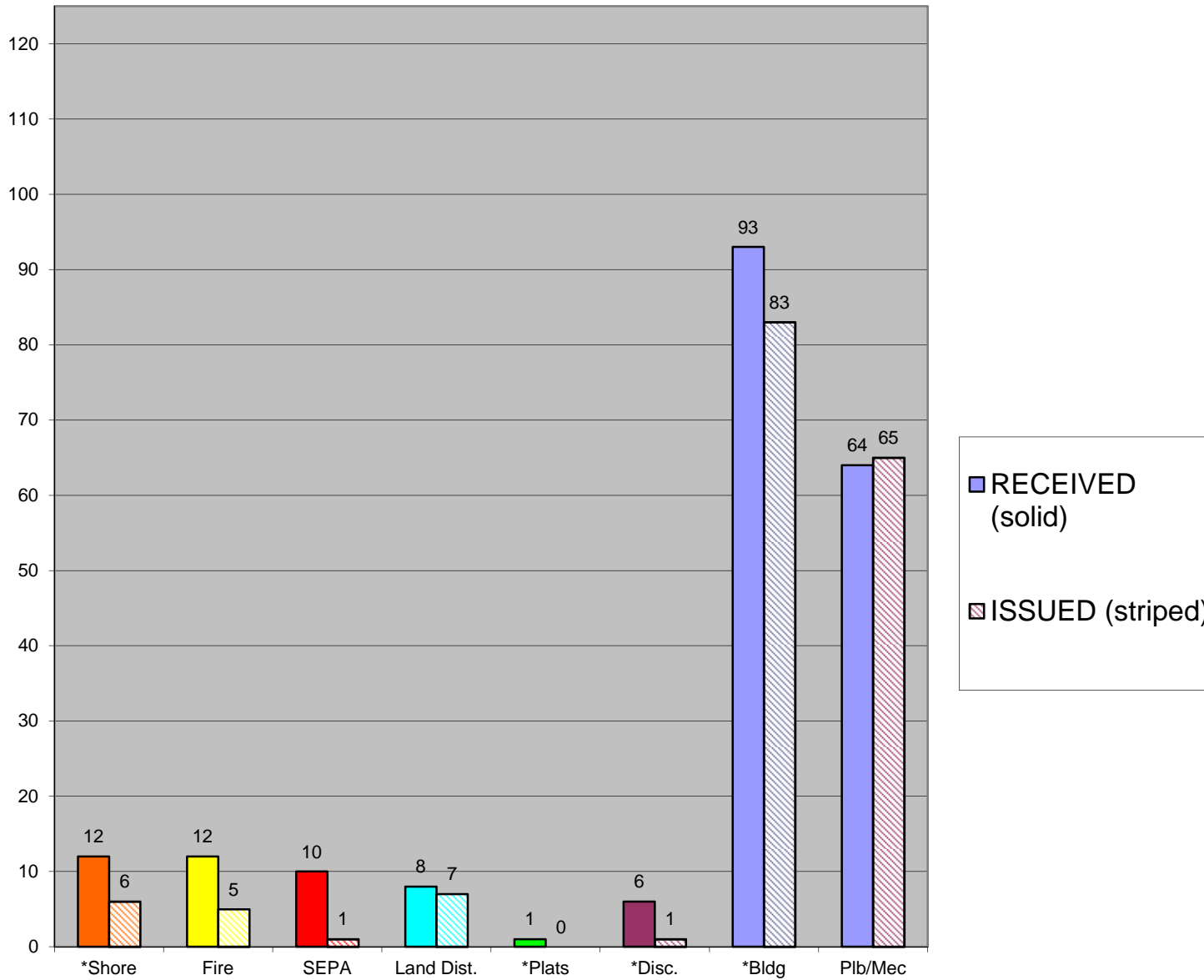
Total Increase

Stripe = 2014 Solid = 2015





**CASES
 RECEIVED
 and
 ISSUED
 2014 to 2015
 September**



Stripe = Issued
 Solid = Received

Monthly Permit Report
 September-15

*Shore = SHC, SHR, SHV, SHX
 *Plats = LSS, SSS, BSP, PUD, MDP
 *Disc = ADM, APL, CUP, NON, VAR
 *Bldg = COM, DET, MOB, SFR



YEAR TO DATE

**BLDG PERMITS
ISSUED**

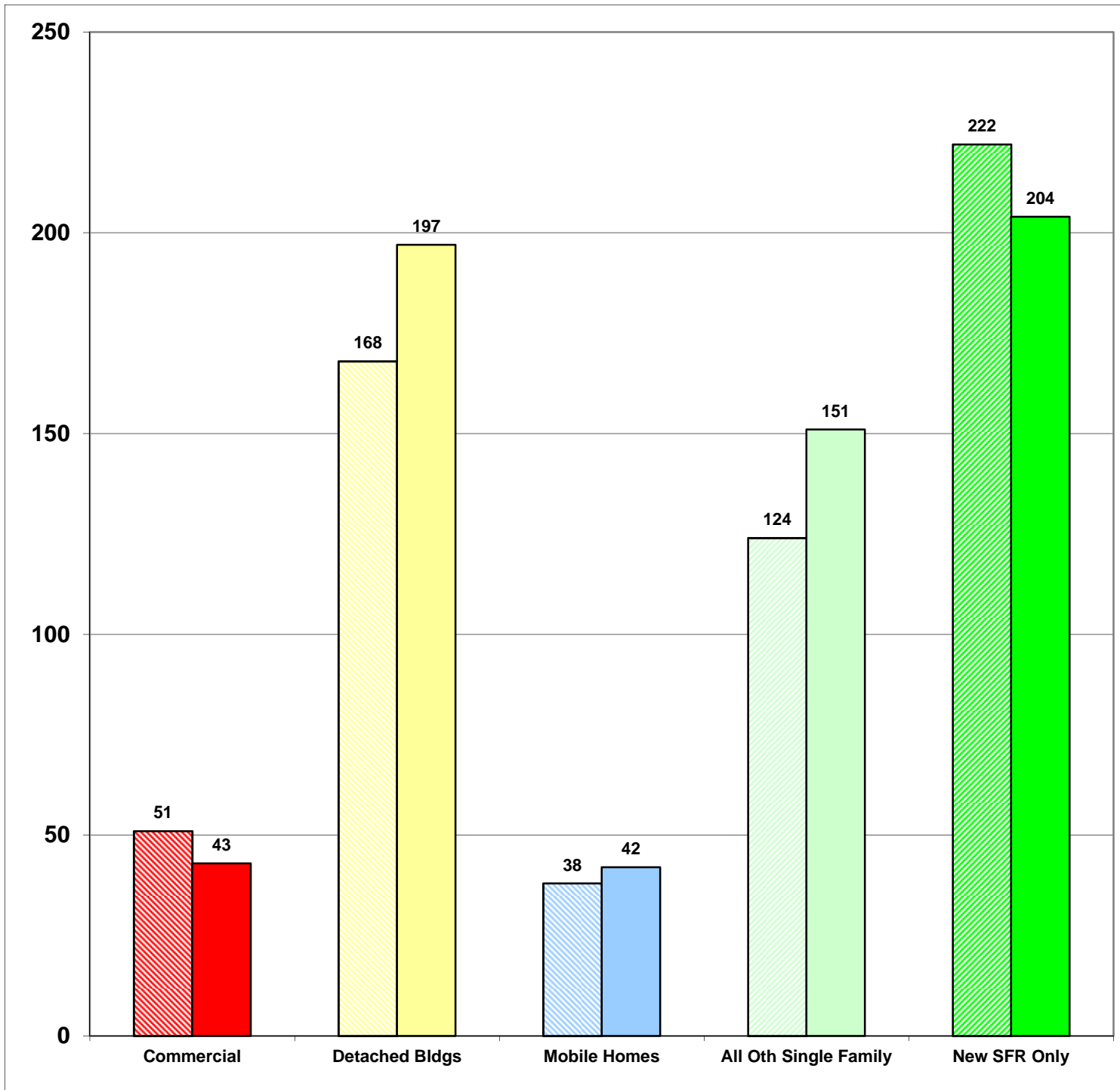
JAN - DEC

**Comparing
2014 to 2015**

**2014 603
2015 637**

**6%
Total Increase**

Stripe = 2014 Solid = 2015





YEAR TO DATE

**BLDG PERMITS
APPLIED FOR**

JAN - DEC

**Comparing
2014 to 2015**

2014 705

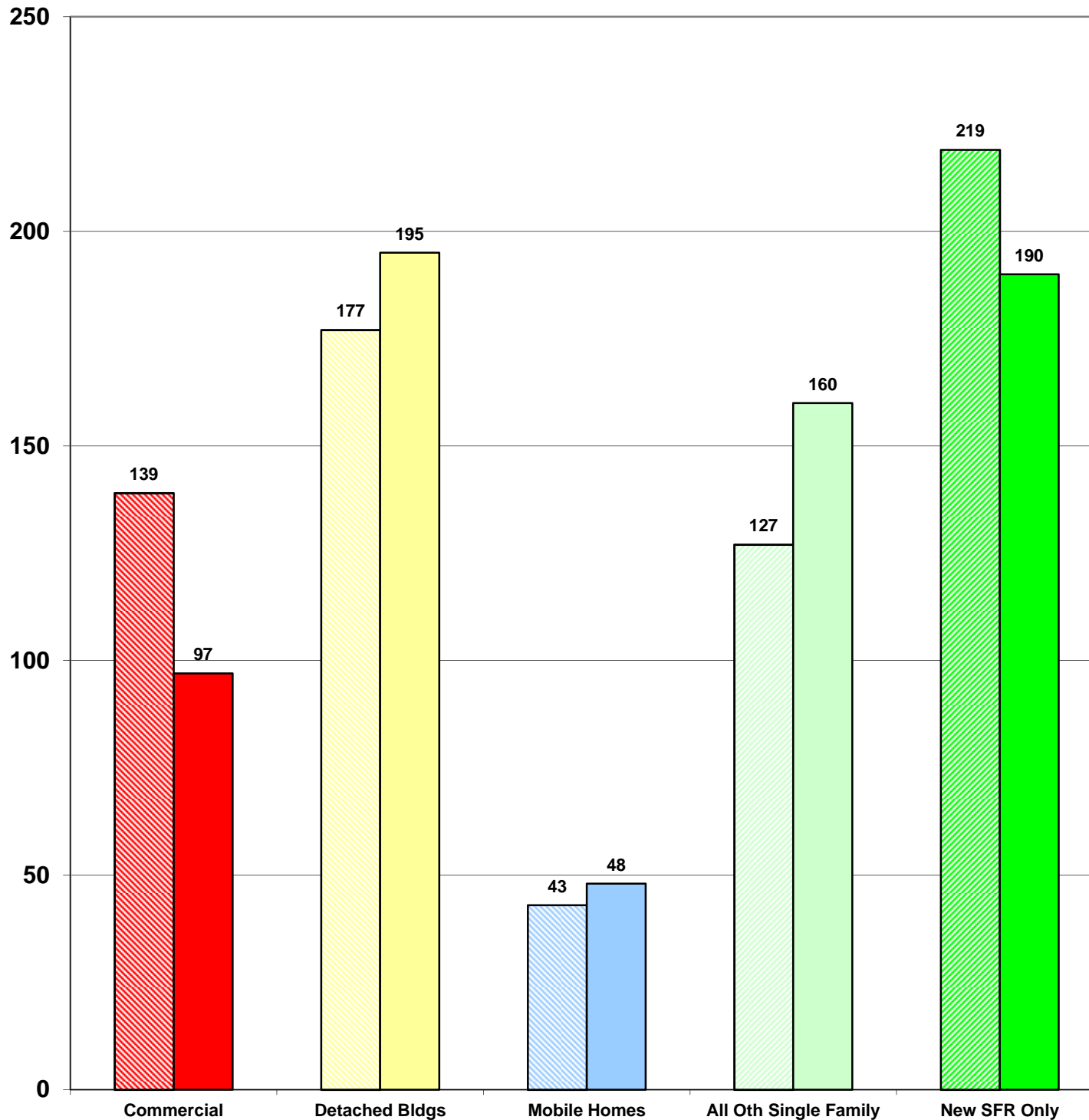
2015 690

-2%

Total Increase

Stripe = 2014 Solid = 2015

**Year to Date Report
September-15**

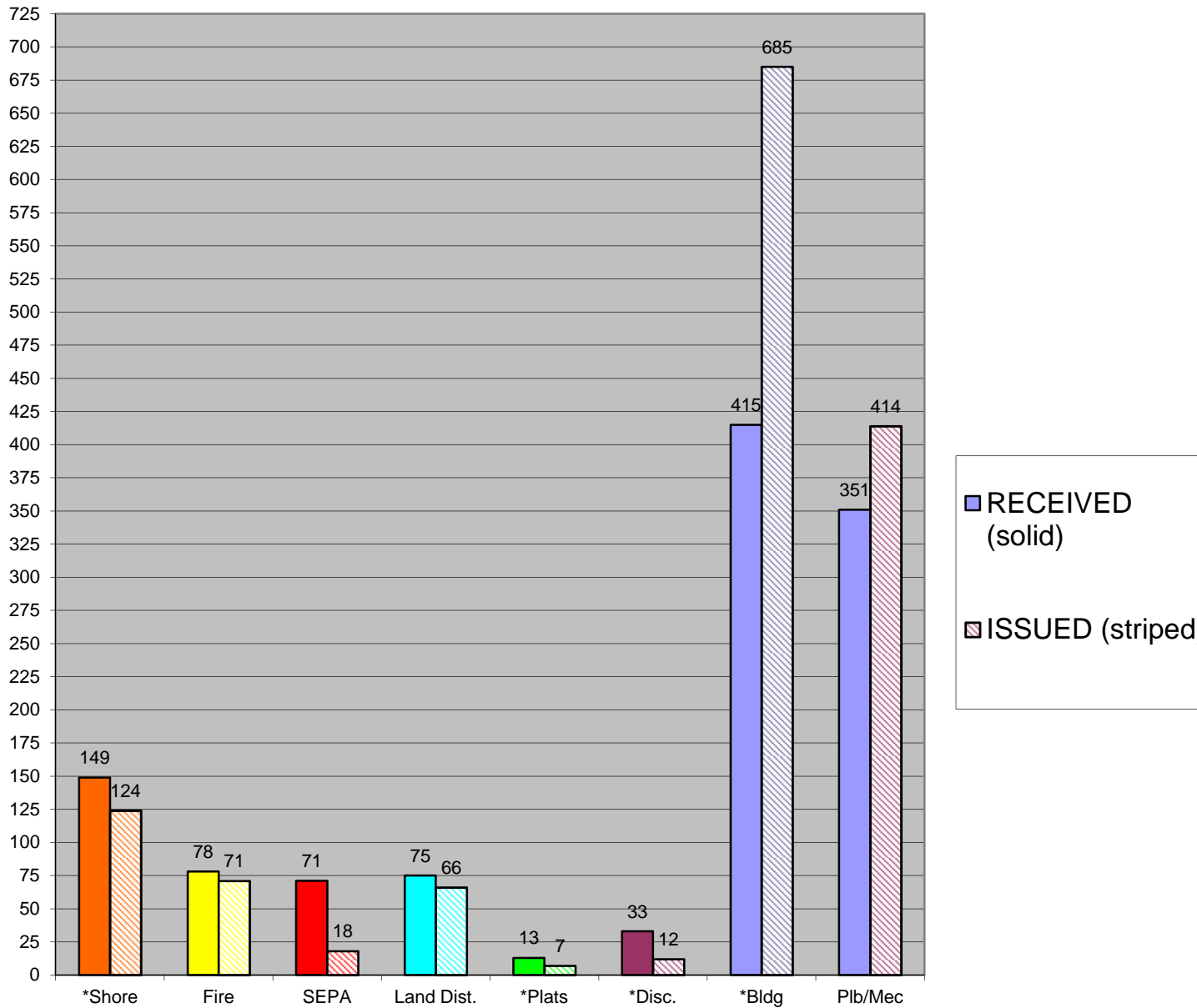




YEAR TO DATE

**CASES
 RECEIVED
 and
 ISSUED**

JAN - DEC



Stripe = Issued
Solid = Received

Year to Date Report
 September-15

- *Shore = SHC, SHR, SHV, SHX
- *Plats = LSS, SSS, BSP, PUD, MDP
- *Disc = ADM, APL, CUP, NON, VAR
- *Bldg = COM, DET, MOB, SFR