

# Permit Activity, October 15

WHATCOM COUNTY PLANNING & DEVELOPMENT  
2015 October



CURRENT MONTH		
SINGLE FAMILY RESIDENCES	ISSUED	VALUATION
NEW - RESIDENTIAL	30	9,325,492
NEW - DUPLEX		
ADDITION/REMODEL	11	657,224
CONVERT TO LIVING		
DEMOLITION (SINGLE FAMILY)	2	15,000
MOVE TO SITE		
REPLACE/REPAIR	2	269,750
RE-ROOF / SIDE ONLY		
<b>TOTAL</b>	<b>45</b>	<b>\$10,267,465.95</b>

MOBILE HOMES	ISSUED	VALUATION
NEW - MOBILE HOME	3	130,826
ADDITION TO MOB		
CONVERT TO STORAGE		
REPLACEMENT	2	107,136
TEMP MOBILE		
<b>TOTAL</b>	<b>5</b>	<b>\$237,962.00</b>

DETACHED BUILDINGS	ISSUED	VALUATION
NEW - AG BARN / STORAGE	3	190,432
NEW - GARAGE	3	132,294
NEW - OTHER TYPE BLDG	1	25,920
NEW - OTHER TYPE STRUCTURES	1	9,900
NEW - STORAGE	10	349,896
ADDITION / REMODEL	3	35,520
CONVERT TO OTHER		
DEMOLITION (DETACHED)	2	8,000
MOVE TO SITE		
REPLACE / REPAIR		
RE-ROOF ONLY		
<b>TOTAL</b>	<b>23</b>	<b>\$751,962.00</b>

COMMERCIAL	ISSUED	VALUATION
NEW - 3 - 4 UNIT APARTMENTS		
NEW - 5 + UNIT APARTMENTS		
NEW - AIRPORT FACILITIES		
NEW - AMUSEMENT, SOCIAL, REC		
NEW - CHURCHES & OTH RELIGIOUS		
NEW - FIRE STATIONS / MEDIC ONE		
NEW - HOSPITALS / INSTITUTIONAL		
NEW - HOTEL / MOTEL / TOUR. CAB		
NEW - INDUSTRIAL	1	150,000
NEW - MIXED USE		
NEW - OFFICE, BANKS, PROF	3	384,743
NEW - OTHER PORTABLES		
NEW - OTHER TYPE BLDGS		
NEW - OTHER TYPE STRUCTURES		
NEW - PORTABLE CLASSROOM		
NEW - PUBLIC WORKS & UTILITY		
NEW - SCHOOLS & OTHER ED		
NEW - STORAGE BLDGS		
NEW - STORES & CUSTOMER SERV		
NEW - WAREHOUSE		
ADDITION / REMODEL	5	992,292
CHANGE OF USE / TEN IMPROV / OCC	2	11,400
CONVERT	1	2,000
DEMOLITION (COMMERCIAL)	1	10,500
MOVE TO SITE		
REPLACE / REPAIR	2	100,000
RE-ROOF ONLY		
<b>TOTAL</b>	<b>15</b>	<b>\$1,650,935.44</b>

MONTHLY TOTAL	
ISSUED	VALUATION
88	\$12,908,325.39

YEAR TO DATE	
ISSUED	VALUATION
231	63,236,807
124	8,767,555
24	218,500
1	19,712
16	1,462,986
3	41,295
<b>399</b>	<b>\$73,746,854.95</b>

MOB	ISSUED	VALUATION
29	1,374,897	
1	27,776	
17	521,926	
<b>47</b>	<b>\$1,924,599.00</b>	

DET	ISSUED	VALUATION
25	1,877,808	
30	1,291,602	
4	56,160	
22	709,114	
90	3,226,531	
19	347,421	
18	74,000	
12	283,258	
<b>220</b>	<b>\$7,865,894.00</b>	

COM	ISSUED	VALUATION
1	308,604	
1	16,080,000	
10	5,817,638	
1	20,000	
5	505,383	
20	3,942,528	
0	-	
1	617,196	
3	9,000	
3	1,635,446	
27	3,201,518	
12	127,843	
3	9,191	
3	1,323,500	
13	285,500	
3	353,553	
<b>106</b>	<b>\$34,236,900.85</b>	

YEARLY TOTAL	
ISSUED	VALUATION
772	\$117,774,248.80



**YEAR TO DATE**

**BLDG PERMITS  
VALUATION**

in thousands

**October**

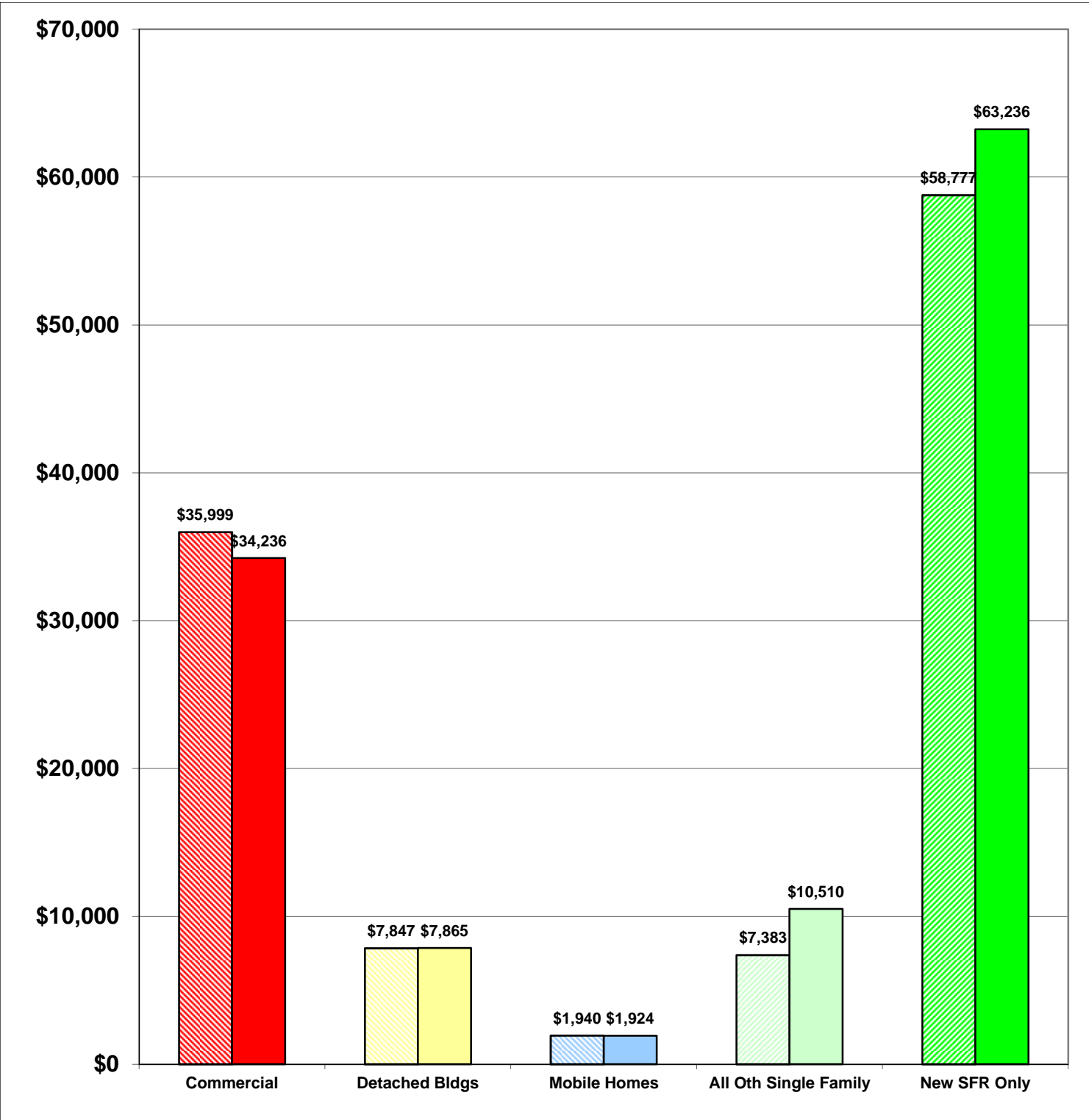
**Comparing  
2014 to 2015**

**2014     \$111,946  
2015     \$117,771**

**5%  
Total Increase**

**Stripe = 2014    Solid = 2015**

Year to Date Valuation Report  
October-15





## BLDG PERMITS ISSUED

October

Comparing  
2014 to 2015

Oct-14 94

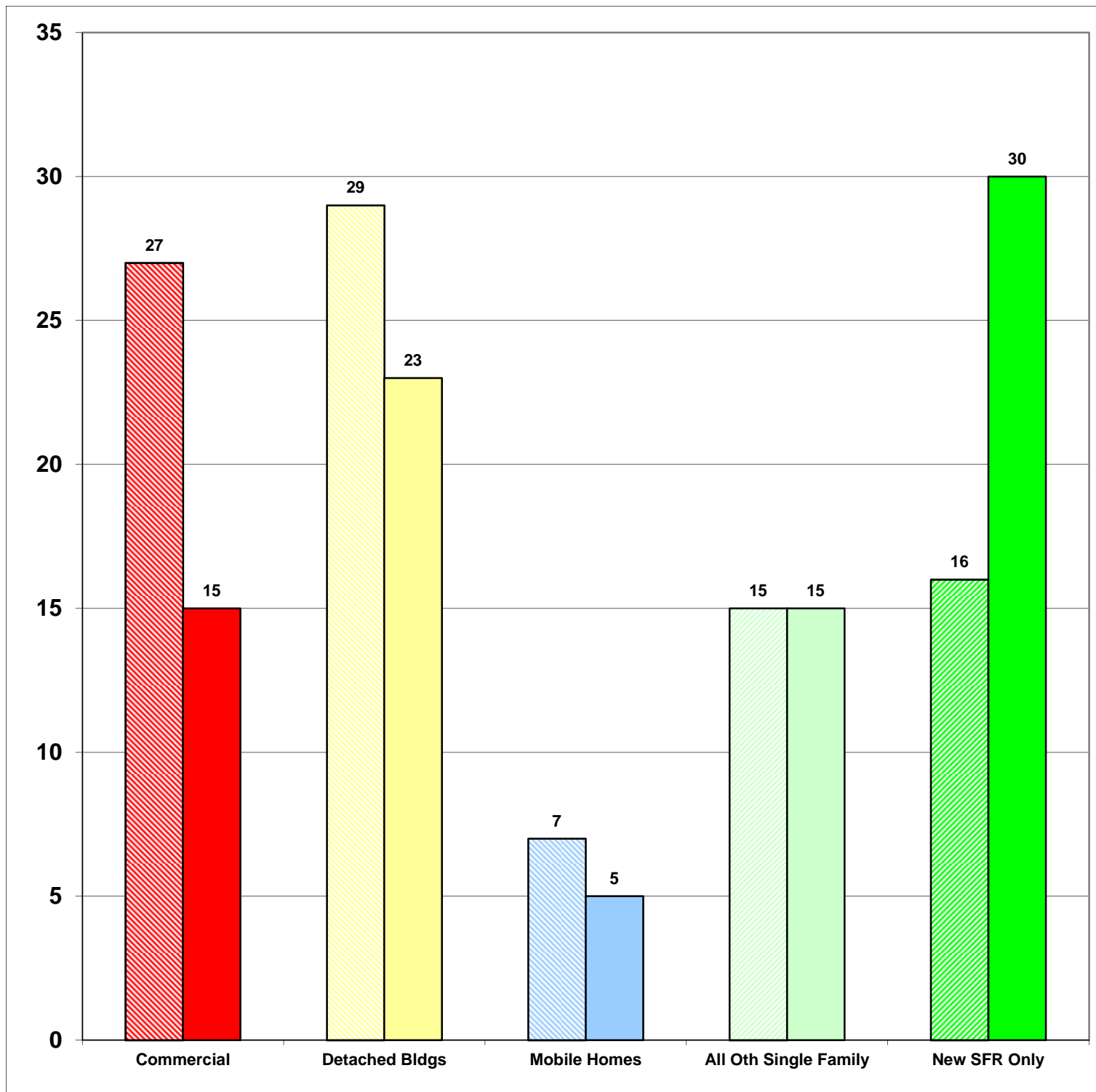
Oct-15 88

-6%

Total Increase

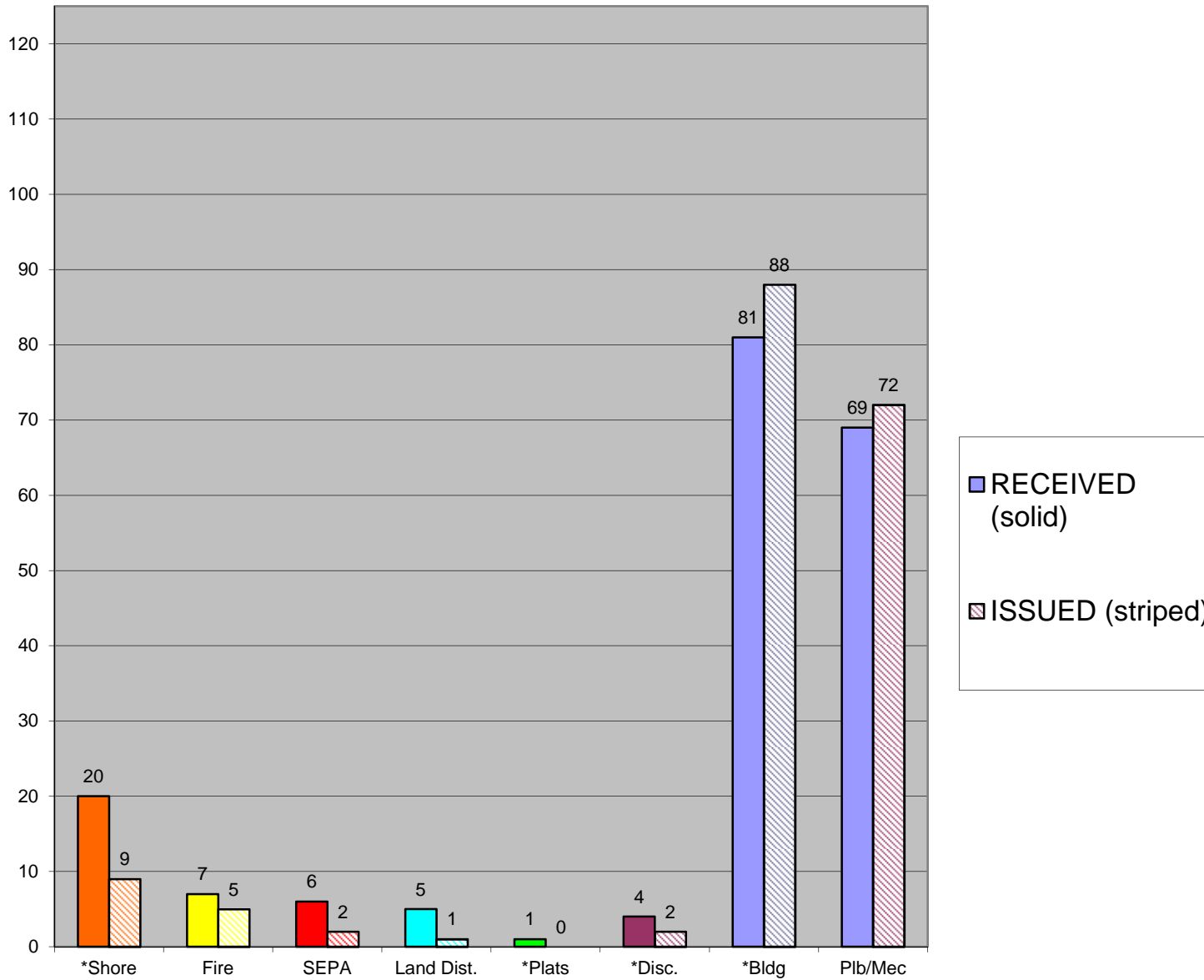
Stripe = 2014 Solid = 2015

Monthly Report  
October-15





**CASES  
 RECEIVED  
 and  
 ISSUED  
 2014 to 2015  
 October**



Stripe = Issued  
 Solid = Received

Monthly Permit Report  
 October-15

- \*Shore = SHC, SHR, SHV, SHX
- \*Plats = LSS, SSS, BSP, PUD, MDP
- \*Disc = ADM, APL, CUP, NON, VAR
- \*Bldg = COM, DET, MOB, SFR



**YEAR TO DATE**

**BLDG PERMITS  
ISSUED**

**JAN - DEC**

**Comparing  
2014 to 2015**

**2014      673**

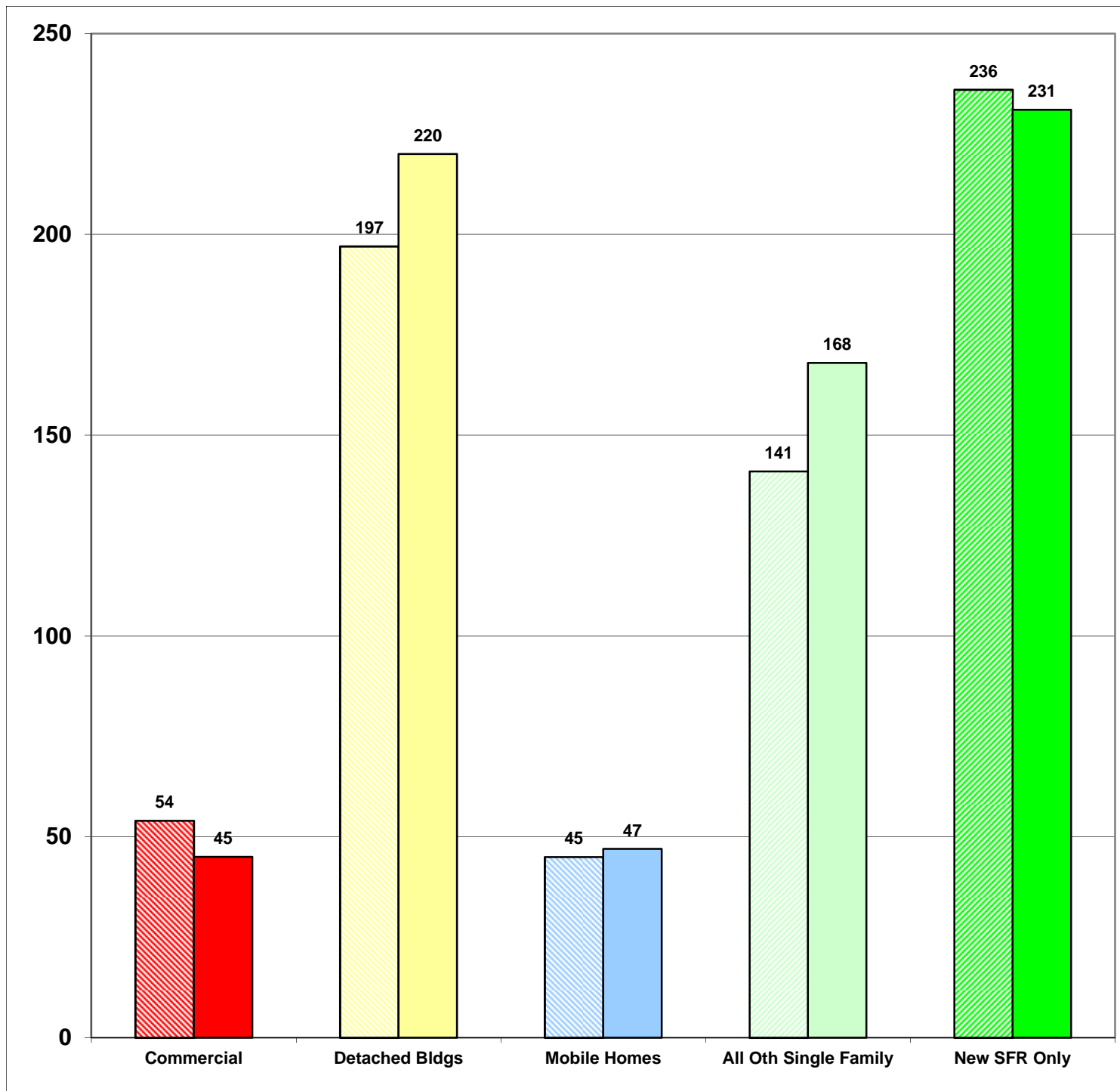
**2015      711**

**6%**

**Total Increase**

**Stripe = 2014    Solid = 2015**

Year to Date Report  
October-15





**YEAR TO DATE**

**BLDG PERMITS  
APPLIED FOR**

**JAN - DEC**

**Comparing  
2014 to 2015**

**2014     803**

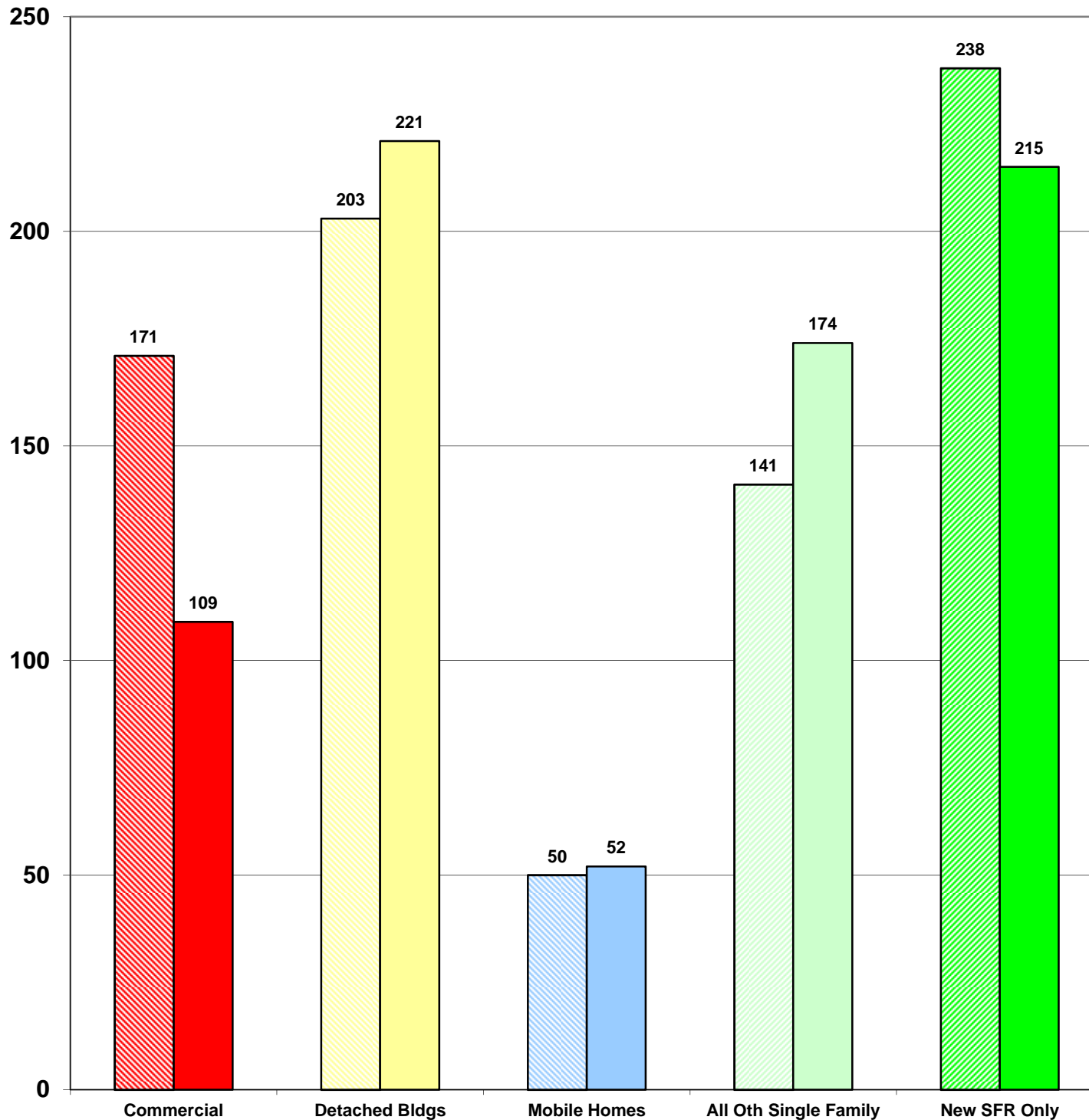
**2015     771**

**-4%**

**Total Increase**

**Stripe = 2014    Solid = 2015**

**Year to Date Report  
October-15**





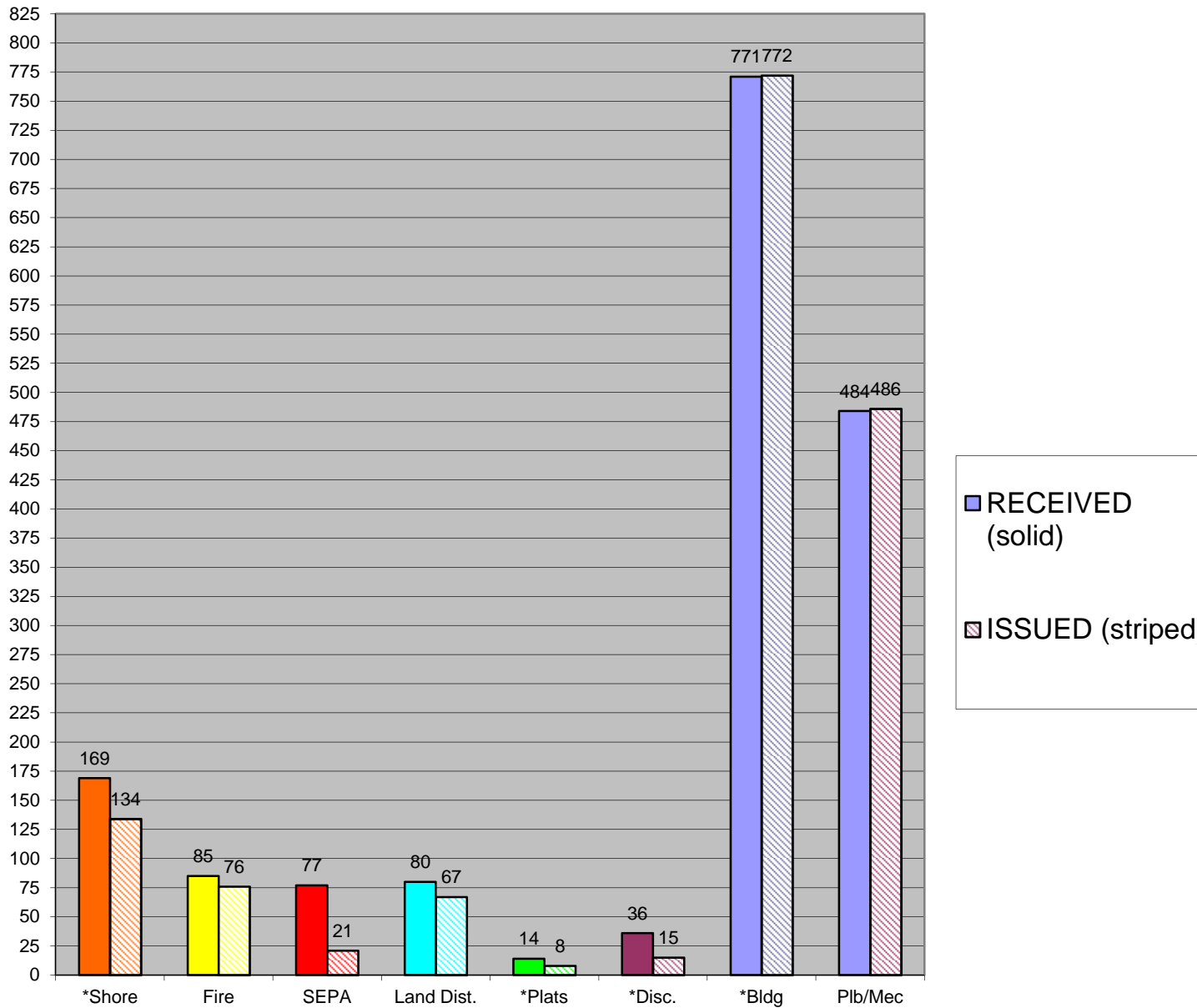
**YEAR TO DATE**

**CASES  
RECEIVED  
and  
ISSUED**

**JAN - DEC**

**Stripe = Issued**  
**Solid = Received**

Year to Date Report  
October-15



\*Shore = SHC, SHR, SHV, SHX

\*Plats = LSS, SSS, BSP, PUD, MDP

\*Disc = ADM, APL, CUP, NON, VAR

\*Bldg = COM, DET, MOB, SFR