

Permit Activity, November 15

WHATCOM COUNTY PLANNING & DEVELOPMENT
2015 November



CURRENT MONTH		
SINGLE FAMILY RESIDENCES	ISSUED	VALUATION
NEW - RESIDENTIAL	21	4,292,288
NEW - DUPLEX	0	-
ADDITION/REMODEL	7	176,348
CONVERT TO LIVING	1	200,970
DEMOLITION (SINGLE FAMILY)		
MOVE TO SITE		
REPLACE/REPAIR	1	278,783
RE-ROOF / SIDE ONLY		
TOTAL	30	\$4,948,389.00

MOBILE HOMES	ISSUED	VALUATION
NEW - MOBILE HOME	2	49,406
ADDITION TO MOB		
CONVERT TO STORAGE		
REPLACEMENT	1	10,350
TEMP MOBILE		
TOTAL	3	\$59,756.00

DETACHED BUILDINGS	ISSUED	VALUATION
NEW - AG BARN / STORAGE	3	126,720
NEW - GARAGE	1	49,280
NEW - OTHER TYPE BLDG	1	5,760
NEW - OTHER TYPE STRUCTURES		
NEW - STORAGE	9	246,680
ADDITION / REMODEL	1	13,464
CONVERT TO OTHER		
DEMOLITION (DETACHED)		
MOVE TO SITE		
REPLACE / REPAIR		
RE-ROOF ONLY		
TOTAL	15	\$441,904.00

COMMERCIAL	ISSUED	VALUATION
NEW - 3 - 4 UNIT APARTMENTS		
NEW - 5 + UNIT APARTMENTS		
NEW - AIRPORT FACILITIES		
NEW - AMUSEMENT, SOCIAL, REC		
NEW - CHURCHES & OTH RELIGIOUS		
NEW - FIRE STATIONS / MEDIC ONE		
NEW - HOSPITALS / INSTITUTIONAL		
NEW - HOTEL / MOTEL / TOUR. CAB		
NEW - INDUSTRIAL	1	65,240
NEW - MIXED USE		
NEW - OFFICE, BANKS, PROF		
NEW - OTHER PORTABLES		
NEW - OTHER TYPE BLDGS		
NEW - OTHER TYPE STRUCTURES	4	28,902
NEW - PORTABLE CLASSROOM	1	617,196
NEW - PUBLIC WORKS & UTILITY		
NEW - SCHOOLS & OTHER ED		
NEW - STORAGE BLDGS	2	656,135
NEW - STORES & CUSTOMER SERV		
NEW - WAREHOUSE	1	382,975
ADDITION / REMODEL	2	50,000
CHANGE OF USE / TEN IMPROV / OCC	1	5,000
CONVERT	1	6,200
DEMOLITION (COMMERCIAL)		
MOVE TO SITE		
REPLACE / REPAIR		
RE-ROOF ONLY	2	620,856
TOTAL	15	\$2,432,504.10

MONTHLY TOTAL	
ISSUED	VALUATION
63	\$7,882,553.10

YEAR TO DATE	
ISSUED	VALUATION
252	67,541,563
124	8,954,903
1	200,970
24	218,500
1	19,712
17	1,741,769
3	41,295
422	\$78,718,711.95

MOB	ISSUED	VALUATION
	31	1,424,303
	1	27,776
	18	532,276
	50	\$1,984,355.00

DET	ISSUED	VALUATION
	28	2,004,528
	31	1,340,882
	5	61,920
	21	671,194
	99	3,473,211
	20	360,885
	18	74,000
	12	283,258
	234	\$8,269,878.00

COM	ISSUED	VALUATION
	1	308,604
	1	16,080,000
	11	5,882,878
	1	20,000
	5	505,383
	24	3,971,430
	1	617,196
	2	656,135
	3	9,000
	4	2,018,421
	29	3,251,518
	13	132,843
	4	15,391
	3	1,323,500
	13	285,500
	5	974,409
	120	\$36,052,208.95

YEARLY TOTAL	
ISSUED	VALUATION
826	\$125,025,153.90



YEAR TO DATE

**BLDG PERMITS
 VALUATION**

in thousands

November

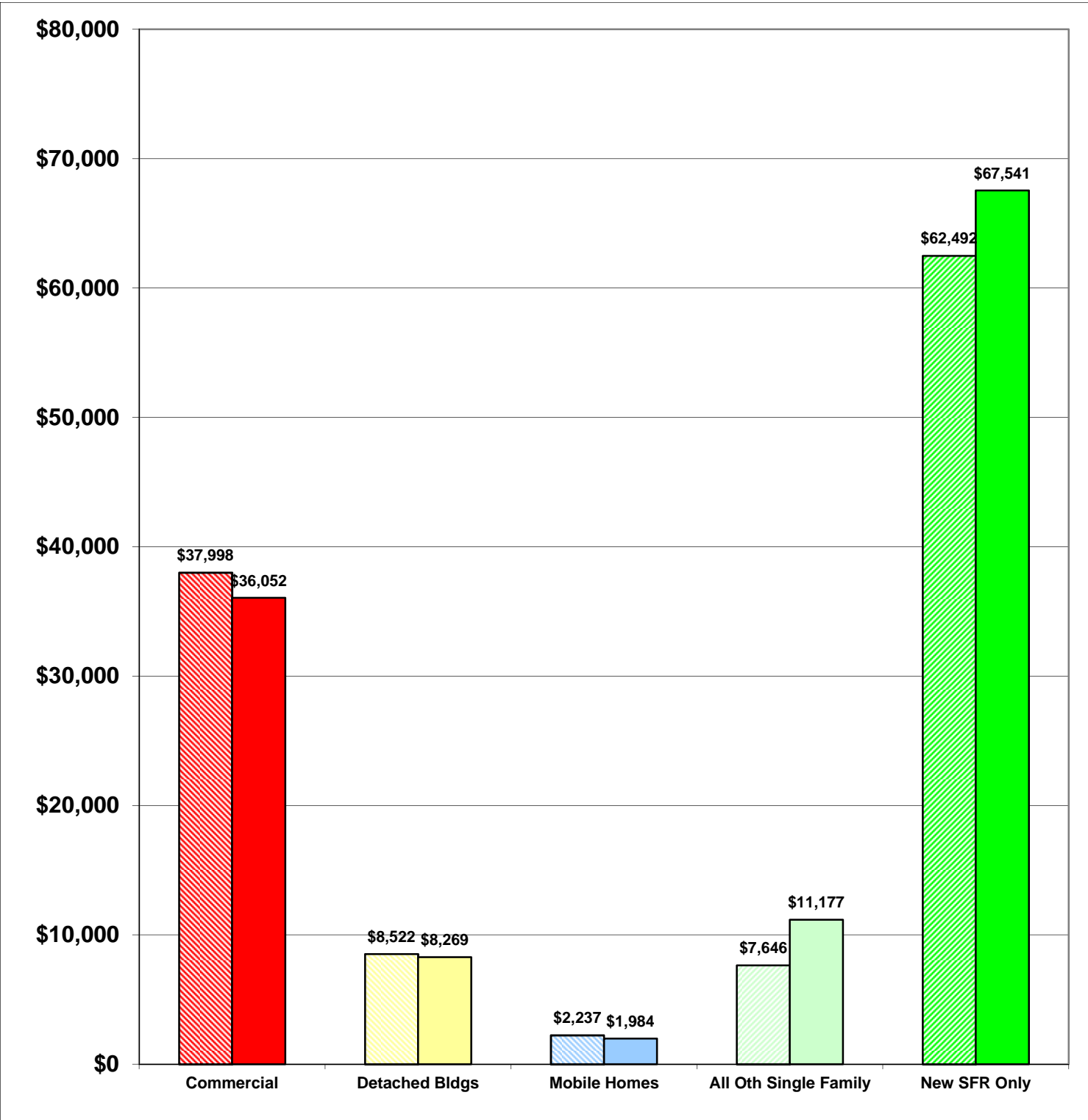
Comparing
 2014 to 2015

2014 \$118,895
2015 \$125,023

5%
Total Increase

Stripe = 2014 Solid = 2015

Year to Date Valuation Report
 November-15





BLDG PERMITS ISSUED

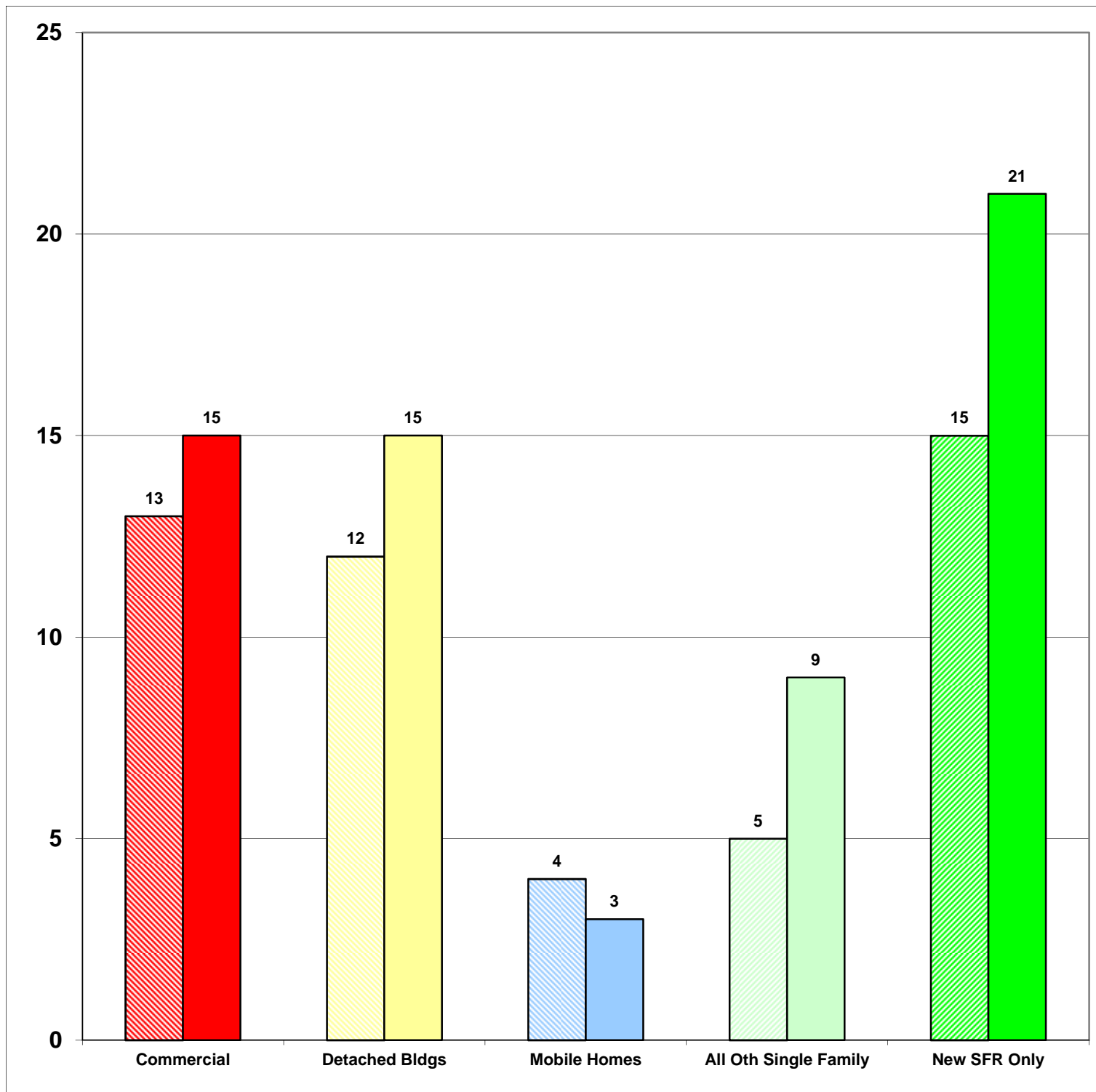
November

Comparing
2014 to 2015

Nov-14 49
Nov-15 63

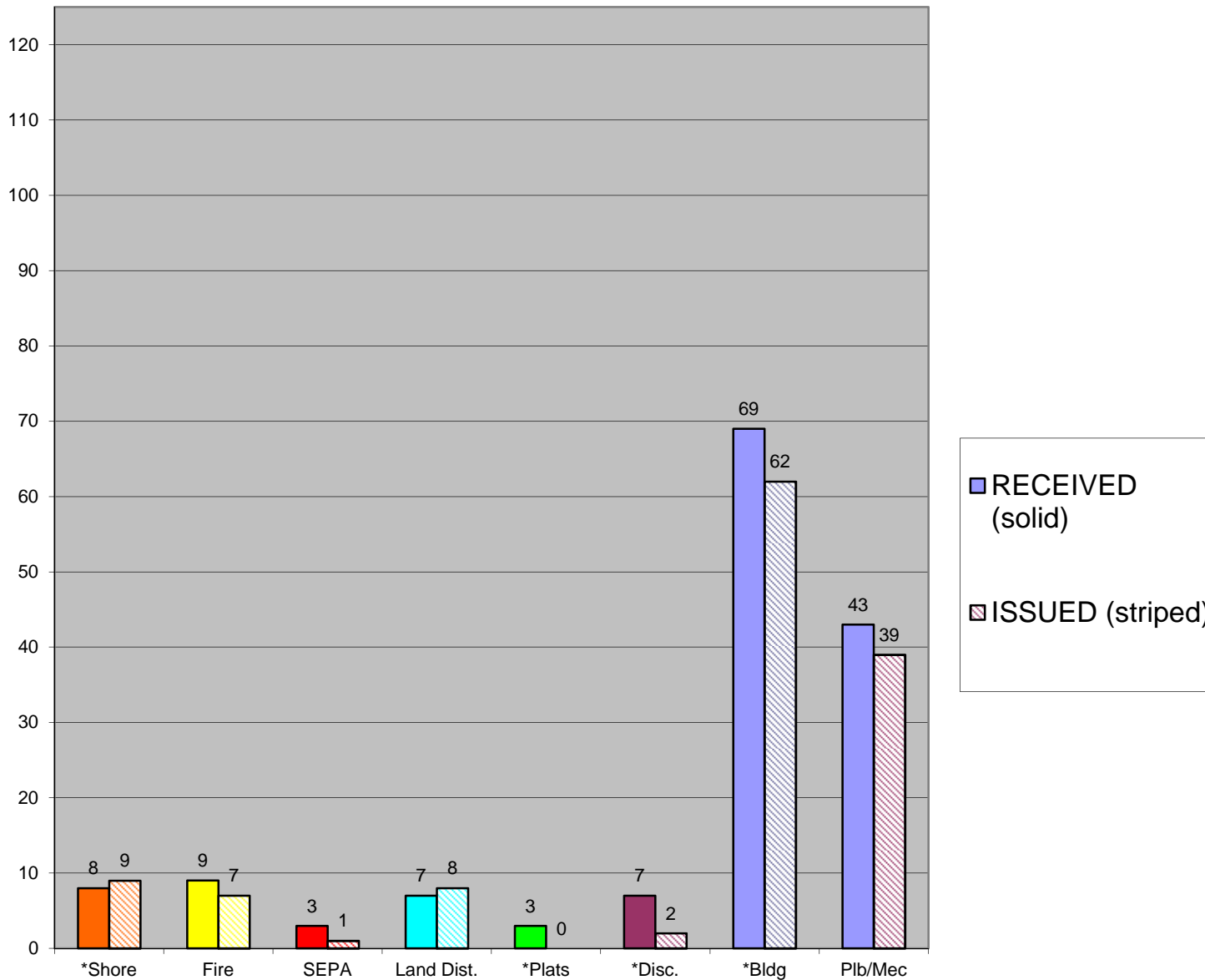
29%
Total Increase

Stripe = 2014 Solid = 2015





**CASES
 RECEIVED
 and
 ISSUED
 2014 to 2015
 November**



Stripe = Issued
 Solid = Received

Monthly Permit Report
 November-15

*Shore = SHC, SHR, SHV, SHX
 *Plats = LSS, SSS, BSP, PUD, MDP
 *Disc = ADM, APL, CUP, NON, VAR
 *Bldg = COM, DET, MOB, SFR



YEAR TO DATE

**BLDG PERMITS
ISSUED**

JAN - DEC

**Comparing
2014 to 2015**

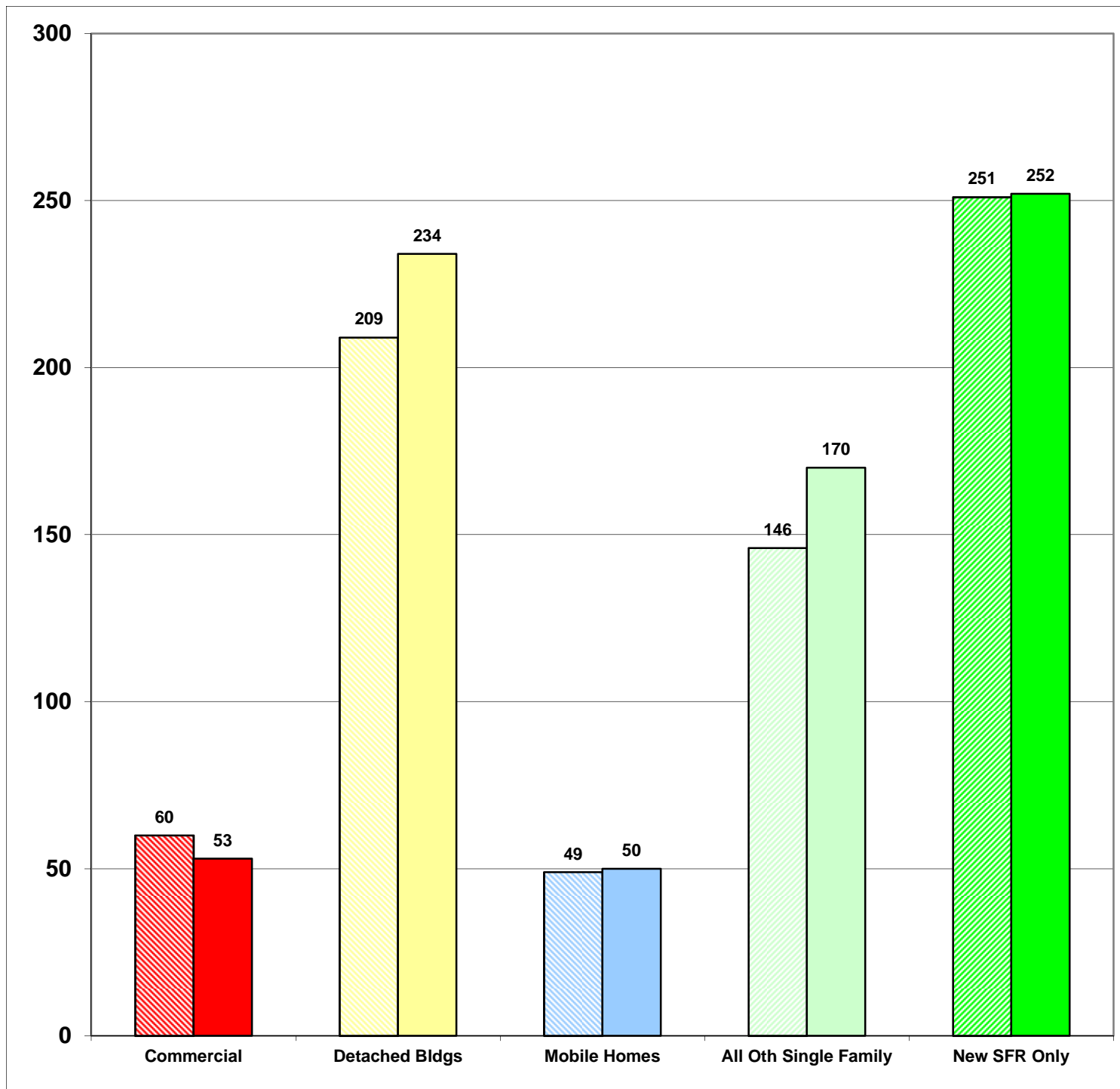
2014	715
2015	759

6%

Total Increase

Stripe = 2014 Solid = 2015

Year to Date Report
November-15





YEAR TO DATE

**BLDG PERMITS
APPLIED FOR**

JAN - DEC

**Comparing
2014 to 2015**

2014 849

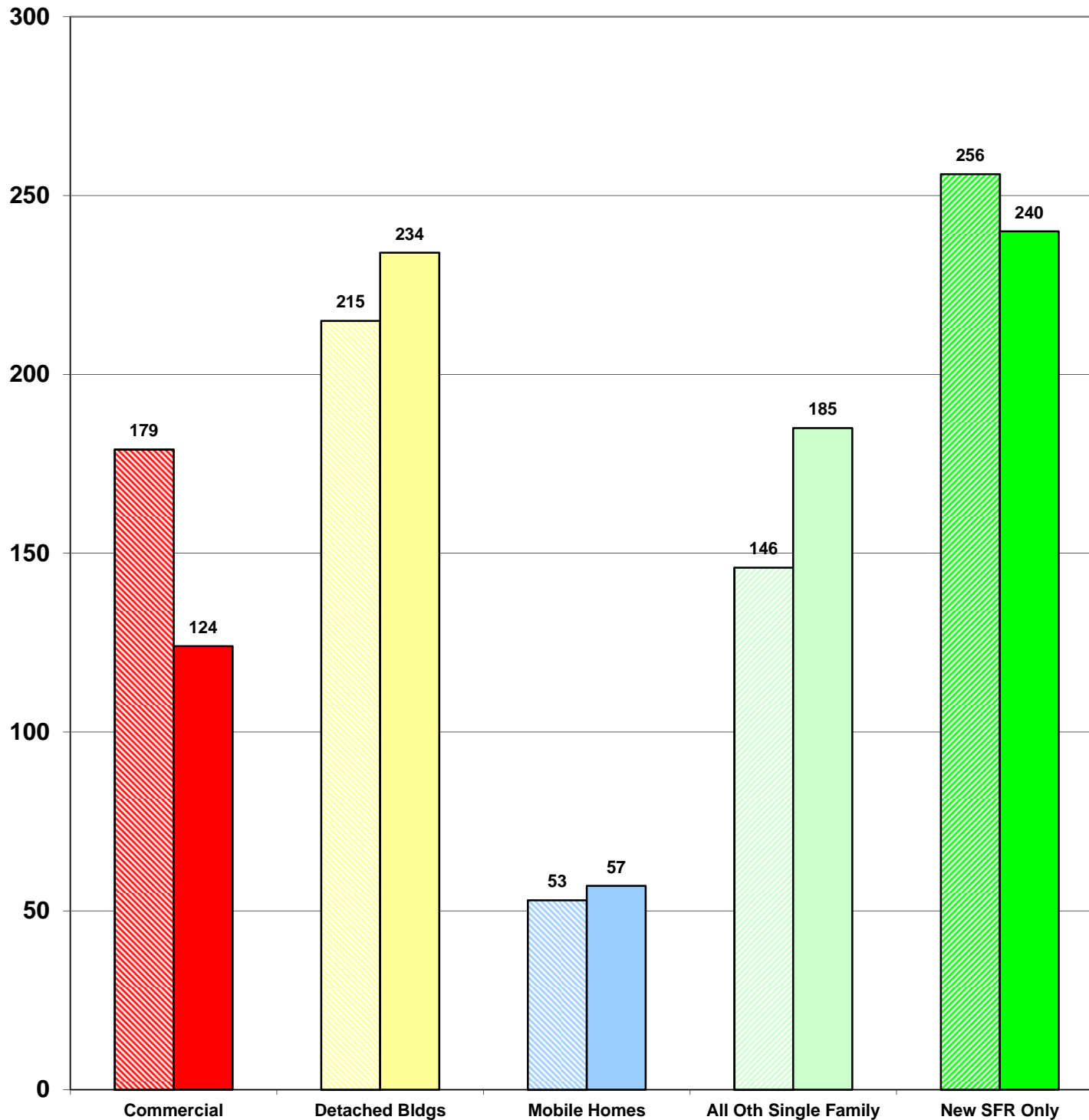
2015 840

-1%

Total Increase

Stripe = 2014 Solid = 2015

**Year to Date Report
November-15**



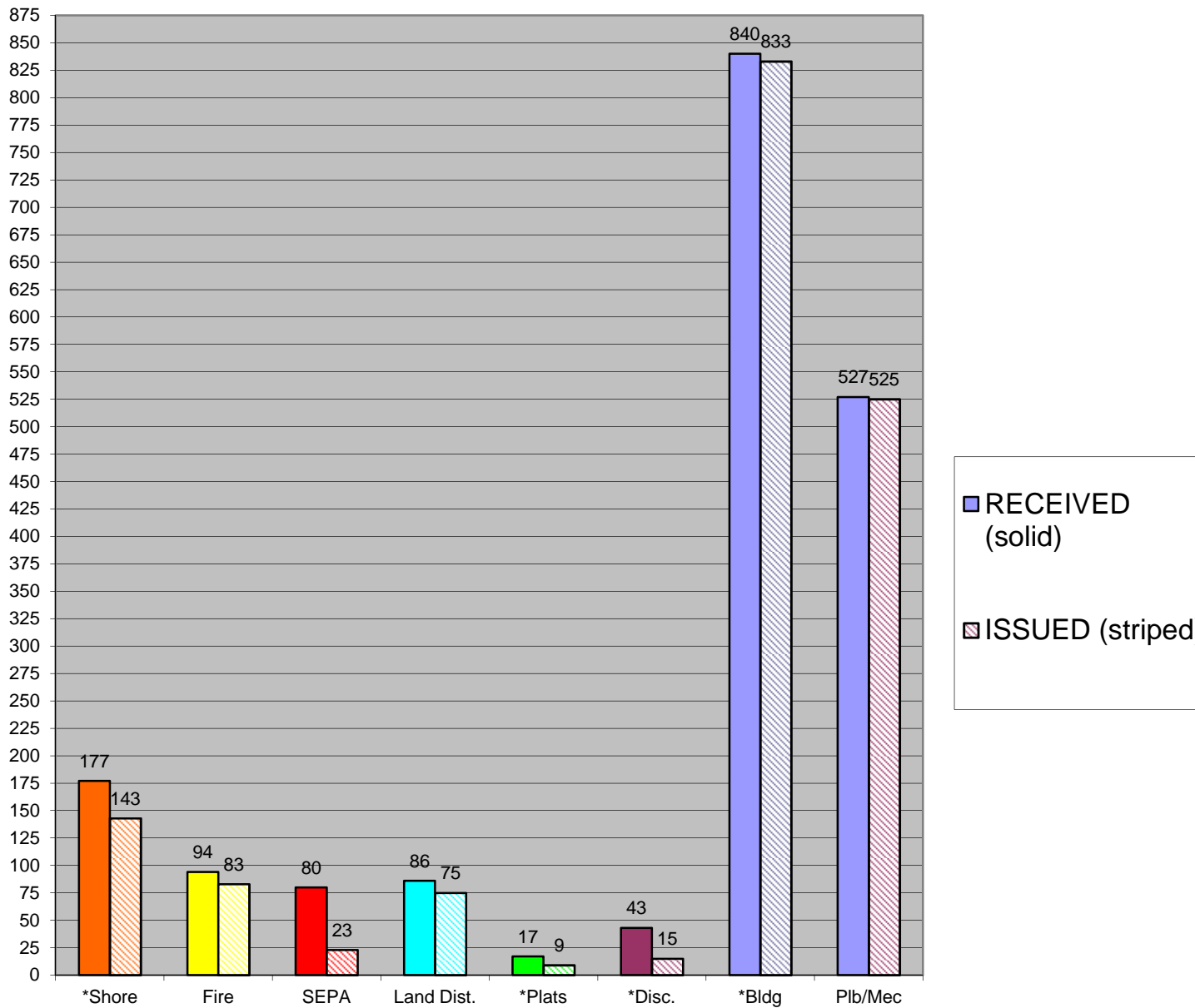


YEAR TO DATE

CASES

**RECEIVED
and
ISSUED**

JAN - DEC



Stripe = Issued
Solid = Received

Year to Date Report
November-15

*Shore = SHC, SHR, SHV, SHX

*Plats = LSS, SSS, BSP, PUD, MDP

*Disc = ADM, APL, CUP, NON, VAR

*Bldg = COM, DET, MOB, SFR