

Permit Activity, December 15

WHATCOM COUNTY PLANNING & DEVELOPMENT
2015 December



CURRENT MONTH		
SINGLE FAMILY RESIDENCES	ISSUED	VALUATION
NEW - RESIDENTIAL	16	4,727,765
NEW - DUPLEX		
ADDITION/REMODEL	3	845,994
CONVERT TO LIVING		
DEMOLITION (SINGLE FAMILY)	3	8,500
MOVE TO SITE		
REPLACE/REPAIR	1	5,765
RE-ROOF / SIDE ONLY		
TOTAL	23	\$5,588,024.00

MOBILE HOMES	ISSUED	VALUATION
NEW - MOBILE HOME	5	167,028
ADDITION TO MOB		
CONVERT TO STORAGE		
REPLACEMENT	2	70,928
TEMP MOBILE		
TOTAL	7	\$237,956.00

DETACHED BUILDINGS	ISSUED	VALUATION
NEW - AG BARN / STORAGE		
NEW - GARAGE	1	25,344
NEW - OTHER TYPE BLDG	1	105,552
NEW - OTHER TYPE STRUCTURES	2	58,160
NEW - STORAGE	10	566,768
ADDITION / REMODEL		
CONVERT TO OTHER		
DEMOLITION (DETACHED)	2	8,475
MOVE TO SITE		
REPLACE / REPAIR	2	8,160
RE-ROOF ONLY		
TOTAL	18	\$772,459.00

COMMERCIAL	ISSUED	VALUATION
NEW - 3 - 4 UNIT APARTMENTS		
NEW - 5 + UNIT APARTMENTS		
NEW - AIRPORT FACILITIES		
NEW - AMUSEMENT, SOCIAL, REC		
NEW - CHURCHES & OTH RELIGIOUS		
NEW - FIRE STATIONS / MEDIC ONE		
NEW - HOSPITALS / INSTITUTIONAL		
NEW - HOTEL / MOTEL / TOUR. CAB		
NEW - INDUSTRIAL	1	8,000
NEW - MIXED USE		
NEW - OFFICE, BANKS, PROF	1	202,400
NEW - OTHER PORTABLES		
NEW - OTHER TYPE BLDGS		
NEW - OTHER TYPE STRUCTURES		
NEW - PORTABLE CLASSROOM		
NEW - PUBLIC WORKS & UTILITY		
NEW - SCHOOLS & OTHER ED		
NEW - STORAGE BLDGS		
NEW - STORES & CUSTOMER SERV	1	8,000
NEW - WAREHOUSE		
ADDITION / REMODEL	4	200,000
CHANGE OF USE / TEN IMPROV / OCC		
CONVERT	1	2,000
DEMOLITION (COMMERCIAL)	1	5,000
MOVE TO SITE		
REPLACE / REPAIR	1	10,500
RE-ROOF ONLY		
TOTAL	10	\$435,900.00

MONTHLY TOTAL	
ISSUED	VALUATION
58	\$7,034,339.00

YEAR TO DATE	
ISSUED	VALUATION
266	72,262,408
139	9,807,817
1	200,970
27	227,000
1	19,712
18	1,766,542
3	41,295
455	\$84,325,743.95

MOB	ISSUED	VALUATION
	36	1,591,331
	1	27,776
	20	603,204
	57	\$2,222,311.00

DET	ISSUED	VALUATION
	28	2,004,528
	32	1,366,226
	6	167,472
	23	729,354
	109	4,039,979
	20	360,885
	20	82,475
	99	291,418
	337	\$9,042,337.00

COM	ISSUED	VALUATION
	1	308,604
	1	308,604
	12	5,890,878
	1	20,000
	24.00	707,783
	1	617,196
	2	656,135
	4	17,000
	4	2,018,421
	33	3,451,518
	13	132,843
	5	17,391
	4	1,328,500
	14	296,000
	5	974,409
	124	\$16,745,282.55

YEARLY TOTAL	
ISSUED	VALUATION
973	\$112,335,674.50



YEAR TO DATE

**BLDG PERMITS
 VALUATION**

in thousands

December

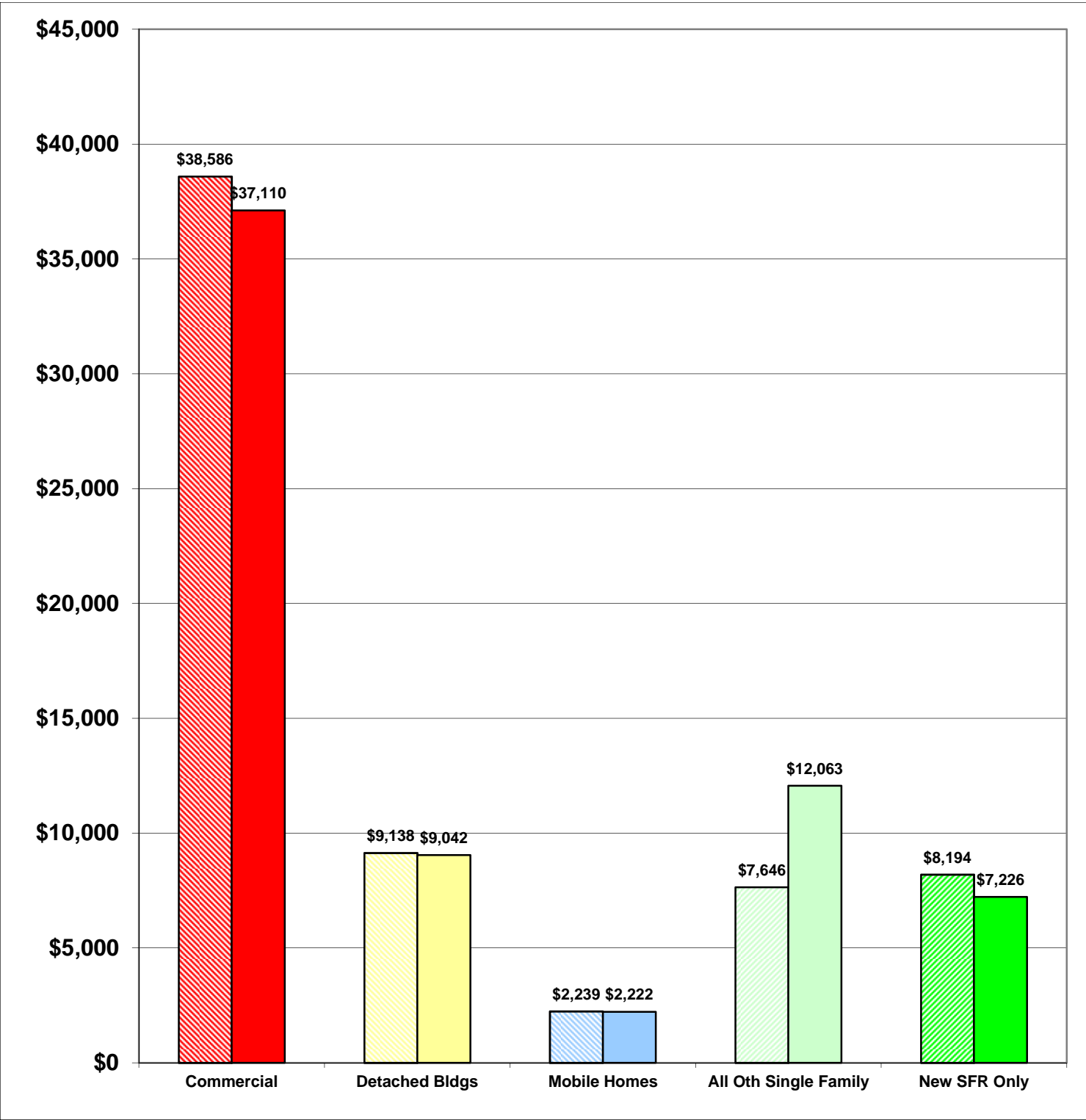
Comparing
 2014 to 2015

2014 \$65,803
2015 \$67,663

3%
Total Increase

Stripe = 2014 Solid = 2015

Year to Date Valuation Report
 December-15





BLDG PERMITS ISSUED

December

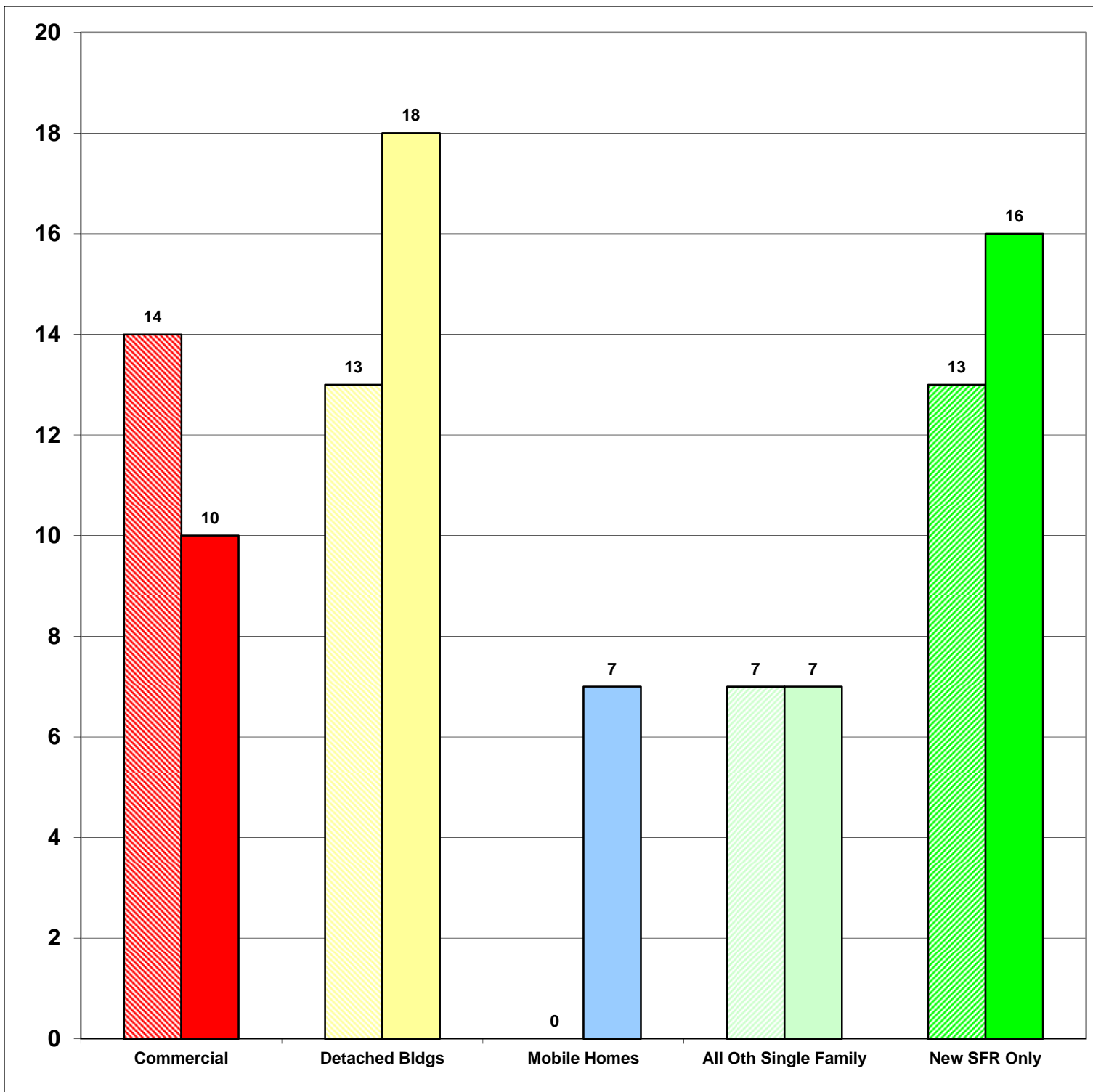
Comparing
2014 to 2015

Dec-14 47
Dec-15 58

23%
Total Increase

Stripe = 2014 Solid = 2015

Monthly Report
December-15

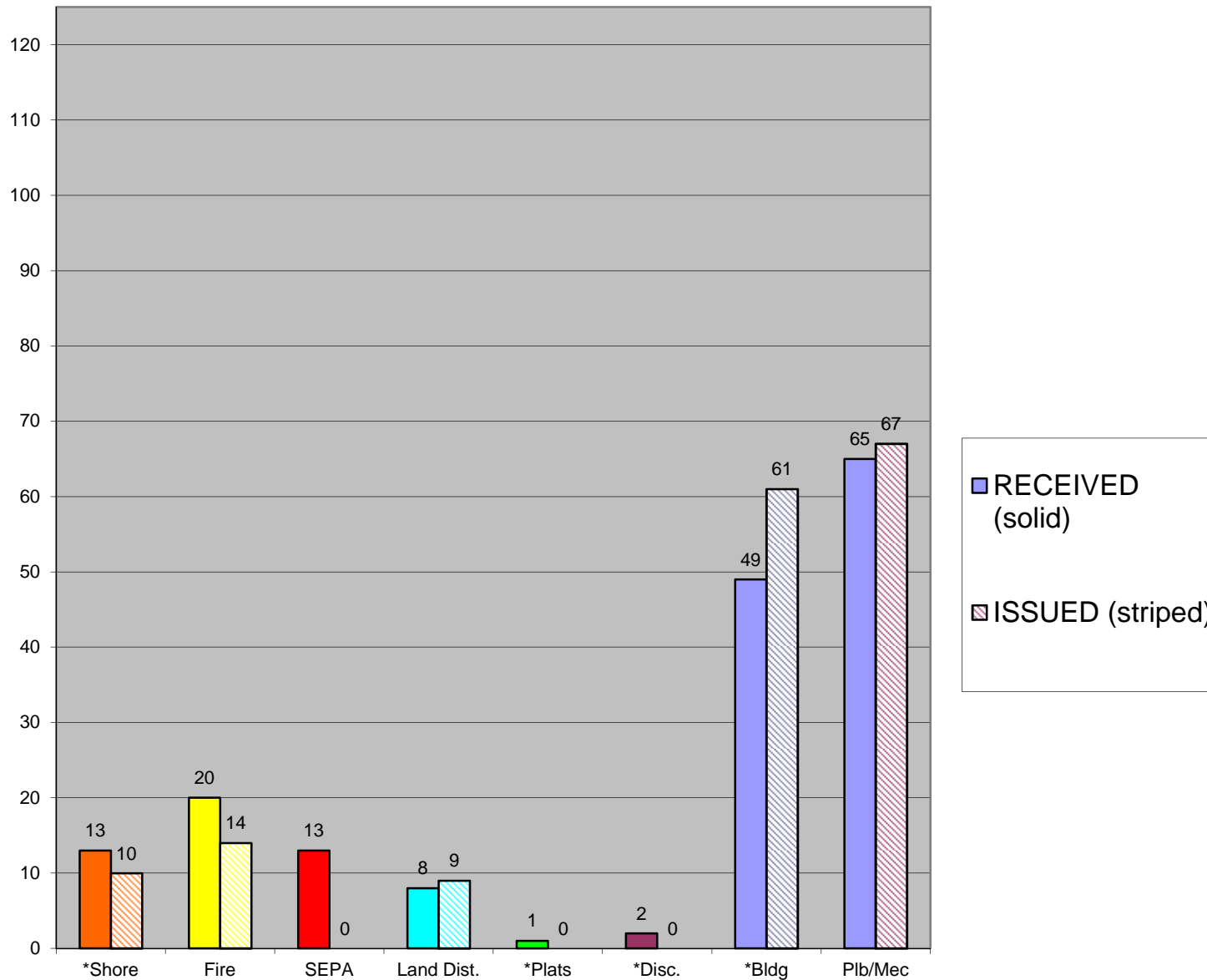




**CASES
RECEIVED
and
ISSUED
2014 to 2015
December**

Stripe = Issued
Solid = Received

Monthly Permit Report
December-15



*Shore = SHC, SHR, SHV, SHX

*Plats = LSS, SSS, BSP, PUD, MDP

*Disc = ADM, APL, CUP, NON, VAR

*Bldg = COM, DET, MOB, SFR



YEAR TO DATE

**BLDG PERMITS
ISSUED**

JAN - DEC

**Comparing
2014 to 2015**

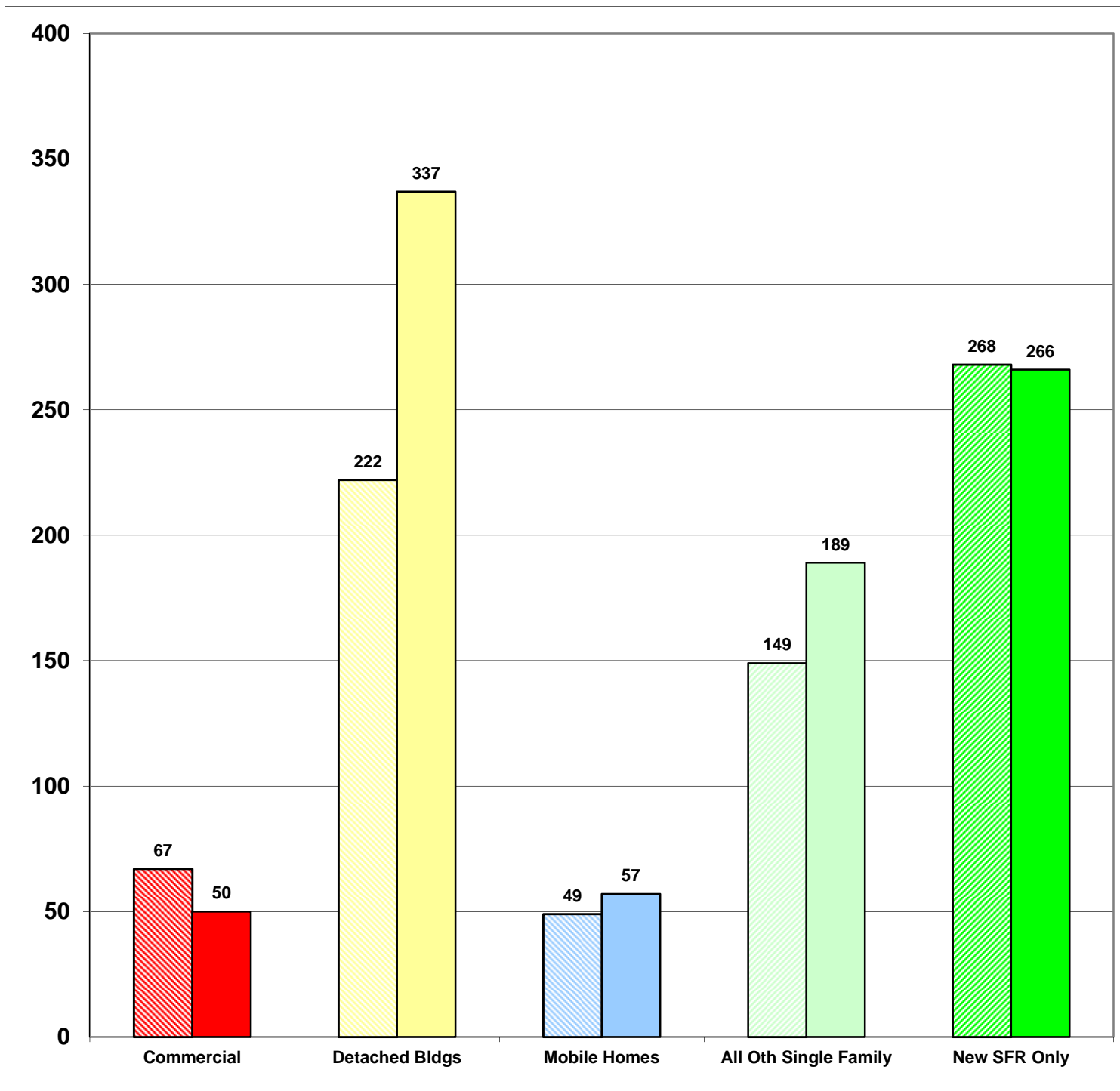
2014 755

2015 899

19%

Total Increase

Stripe = 2014 Solid = 2015





YEAR TO DATE

**BLDG PERMITS
APPLIED FOR**

JAN - DEC

**Comparing
2014 to 2015**

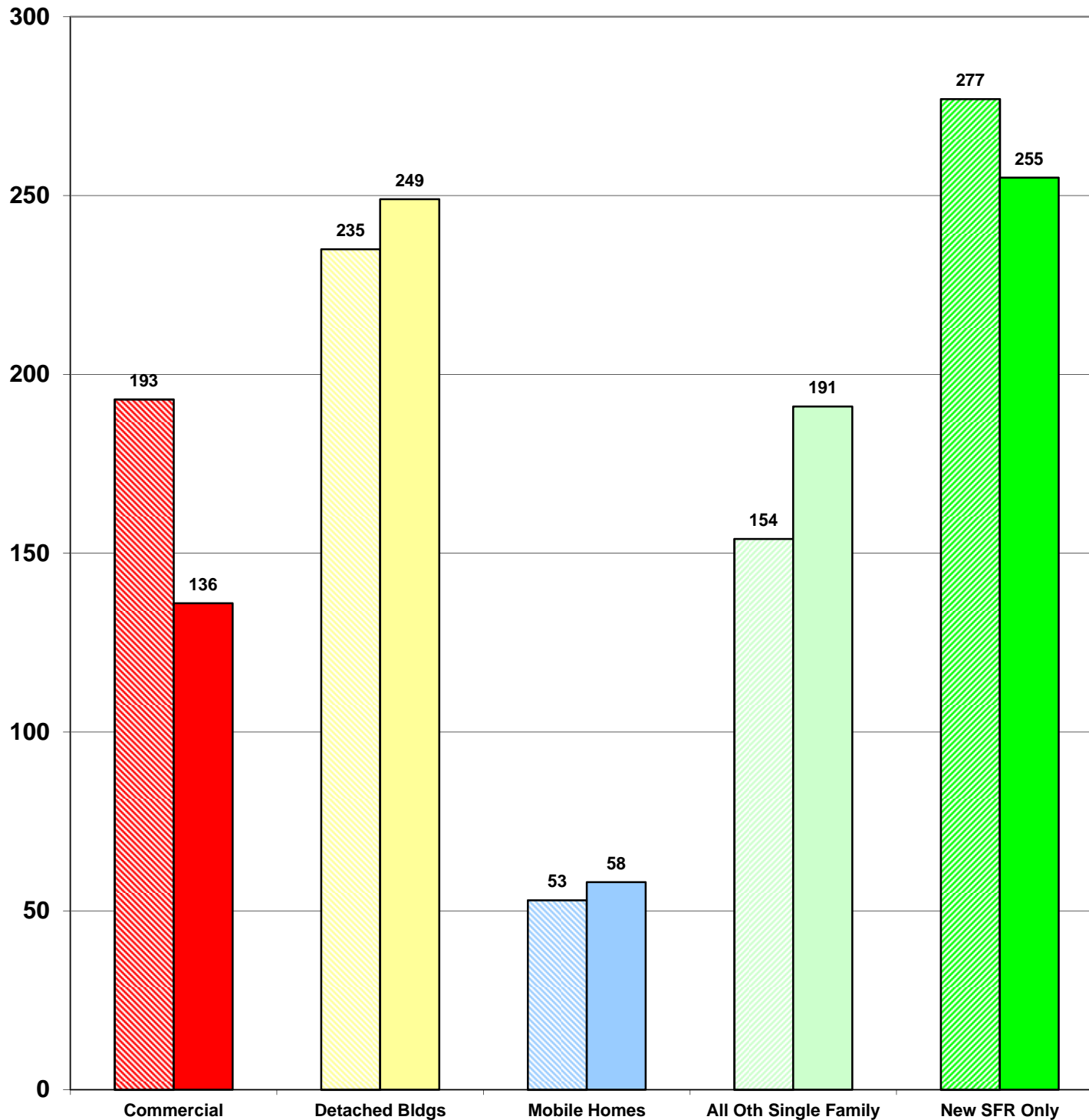
2014	912
2015	889

-3%

Total Increase

Stripe = 2014 Solid = 2015

**Year to Date Report
December-15**





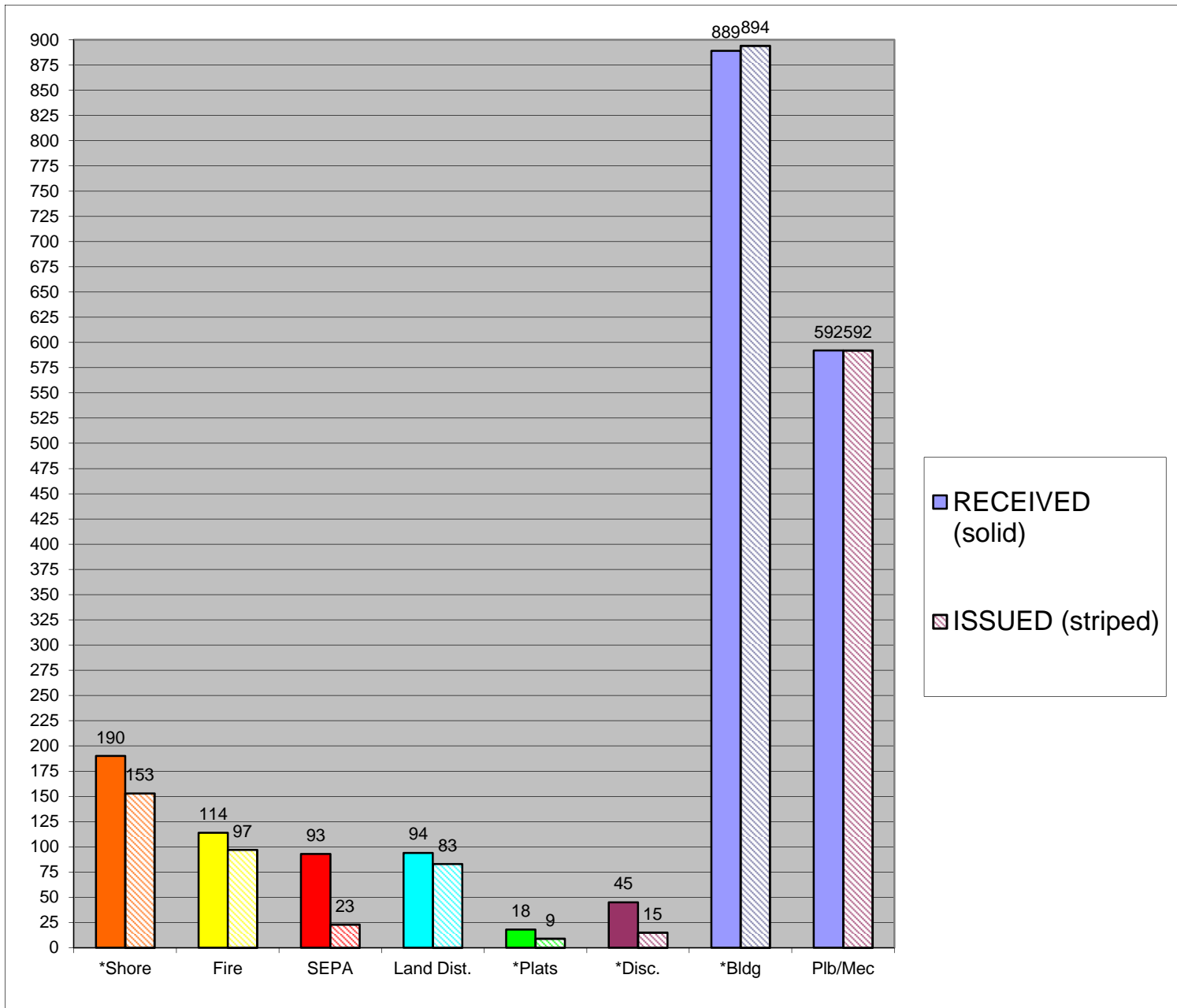
YEAR TO DATE

**CASES
RECEIVED
and
ISSUED**

JAN - DEC

Stripe = Issued
Solid = Received

Year to Date Report
December-15



- *Shore = SHC, SHR, SHV, SHX
- *Plats = LSS, SSS, BSP, PUD, MDP
- *Disc = ADM, APL, CUP, NON, VAR
- *Bldg = COM, DET, MOB, SFR