

Permit Activity, February 16

WHATCOM COUNTY PLANNING & DEVELOPMENT
2016 February



CURRENT MONTH		
SINGLE FAMILY RESIDENCES	ISSUED	VALUATION
NEW - RESIDENTIAL	13	3,426,634
NEW - DUPLEX		
ADDITION/REMODEL	11	430,287
CONVERT TO LIVING	1	6,275
DEMOLITION (SINGLE FAMILY)	2	15,000
MOVE TO SITE		
REPLACE/REPAIR	3	461,044
RE-ROOF / SIDE ONLY		
TOTAL	30	\$4,339,240.00

SFR

YEAR TO DATE	
ISSUED	VALUATION
25	7,828,658
15	771,765
1	6,275
2	15,000
5	612,804
48	\$9,234,502.00

MOBILE HOMES	ISSUED	VALUATION
NEW - MOBILE HOME	2	133,000
ADDITION TO MOB		
CONVERT TO STORAGE		
REPLACEMENT	0	-
TEMP MOBILE		
TOTAL	2	\$133,000.00

MOB

ISSUED	VALUATION
4	193,176
0	-
4	\$193,176.00

DETACHED BUILDINGS	ISSUED	VALUATION
NEW - AG BARN / STORAGE	1	37,800
NEW - GARAGE	2	17,280
NEW - OTHER TYPE BLDG		
NEW - OTHER TYPE STRUCTURES	3	323,908
NEW - STORAGE	4	92,384
ADDITION / REMODEL	1	440
CONVERT TO OTHER		
DEMOLITION (DETACHED)	2	15,000
MOVE TO SITE		
REPLACE / REPAIR	3	39,940
RE-ROOF ONLY	1	15,200
TOTAL	17	\$541,952.00

DET

ISSUED	VALUATION
1	37,800
6	178,182
4	523,908
7	323,120
2	91,240
2	15,000
5	69,940
1	15,200
28	\$1,254,390.00

COMMERCIAL	ISSUED	VALUATION
NEW - 3 - 4 UNIT APARTMENTS		
NEW - 5 + UNIT APARTMENTS		
NEW - AIRPORT FACILITIES		
NEW - AMUSEMENT, SOCIAL, REC		
NEW - CHURCHES & OTH RELIGIOUS		
NEW - FIRE STATIONS / MEDIC ONE		
NEW - HOSPITALS / INSTITUTIONAL		
NEW - HOTEL / MOTEL / TOUR. CAB		
NEW - INDUSTRIAL	1	362,500
NEW - MIXED USE		
NEW - OFFICE, BANKS, PROF		
NEW - OTHER PORTABLES		
NEW - OTHER TYPE BLDGS		
NEW - OTHER TYPE STRUCTURES	1	30,000
NEW - PORTABLE CLASSROOM		
NEW - PUBLIC WORKS & UTILITY		
NEW - SCHOOLS & OTHER ED		
NEW - STORAGE BLDGS		
NEW - STORES & CUSTOMER SERV		
NEW - WAREHOUSE		
ADDITION / REMODEL	4	63,000
CHANGE OF USE / TEN IMPROV / OCC	2	135,000
CONVERT		
DEMOLITION (COMMERCIAL)		
MOVE TO SITE		
REPLACE / REPAIR	2	2,964,971
RE-ROOF ONLY		
TOTAL	10	\$3,555,471.00

COM

ISSUED	VALUATION
3	865,582
2	40,000
1	22,253
1	8,000
7	258,000
3	139,000
1	3,000
1	7,500
3	2,968,331
22	\$4,311,666.00

MONTHLY TOTAL	
ISSUED	VALUATION
59	\$8,569,663.00

YEARLY TOTAL	
ISSUED	VALUATION
102	\$14,993,734.00



YEAR TO DATE

**BLDG PERMITS
 VALUATION**

in thousands

February

Comparing
 2015 to 2016

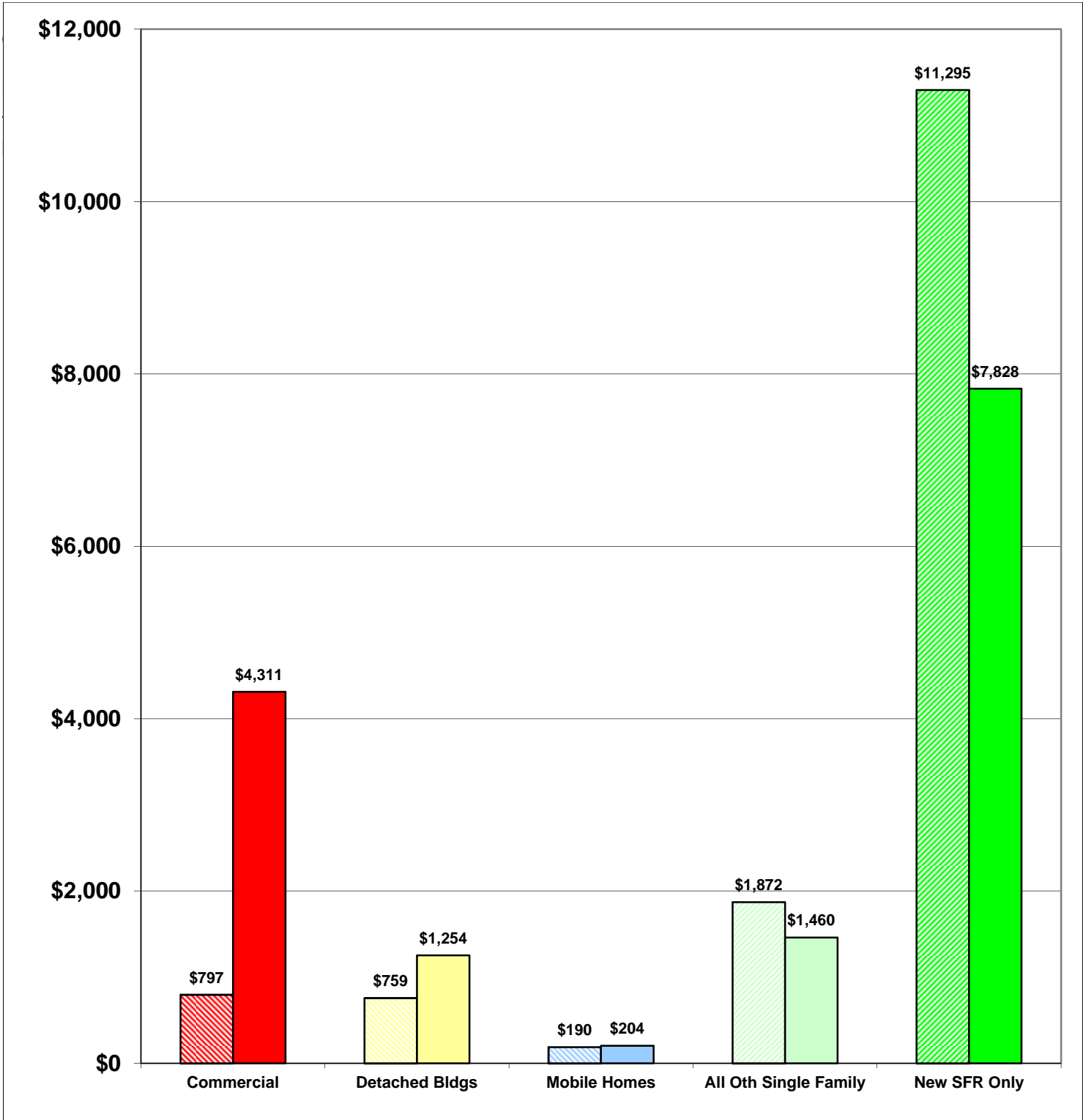
2015 \$14,913
2016 \$15,057

1%

Total Increase

Stripe = 2015 Solid = 2016

Year to Date Valuation Report
 February-16





BLDG PERMITS ISSUED

February

Comparing
2015 to 2016

Feb-15 63

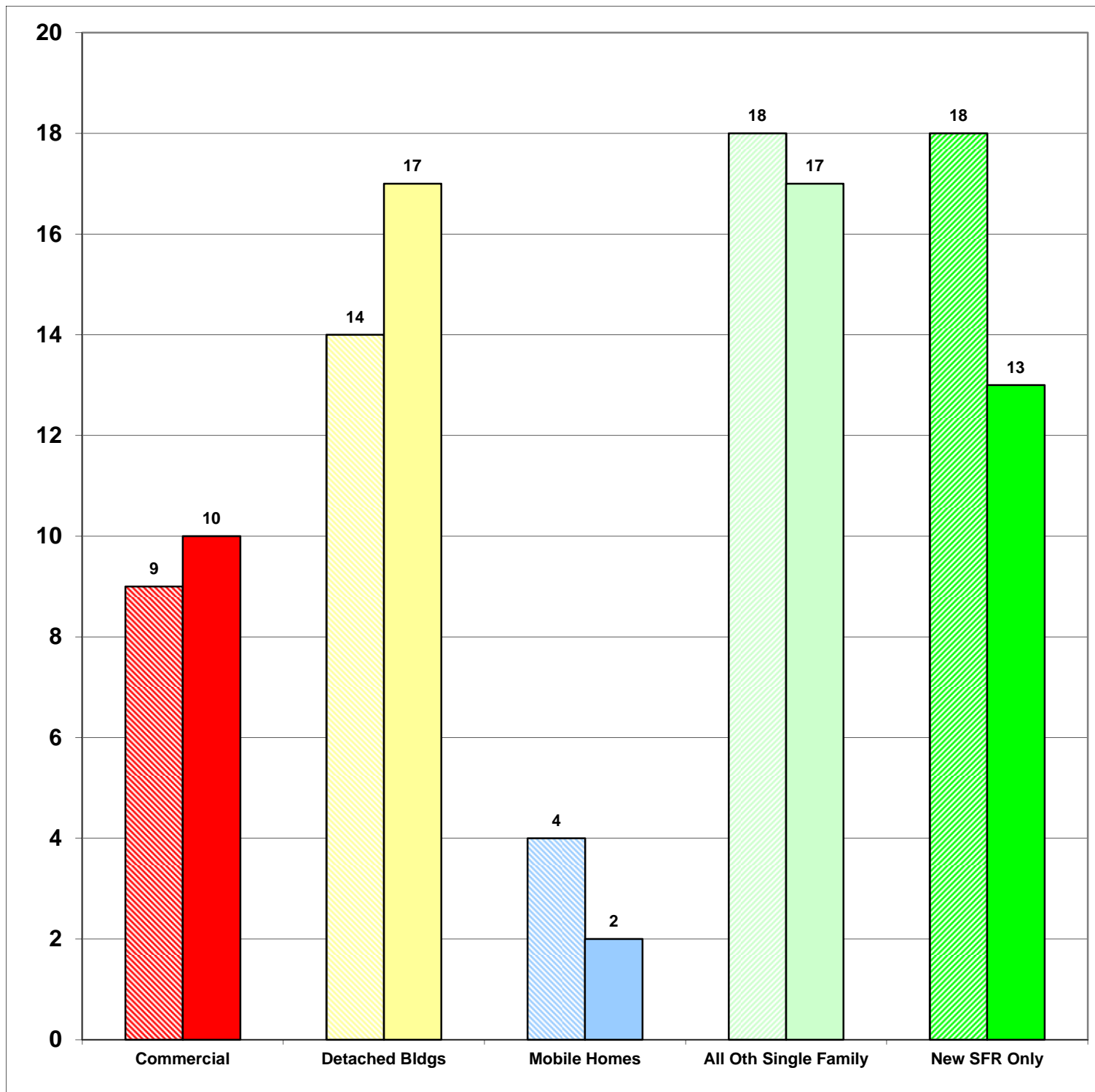
Feb-16 59

-6%

Total Increase

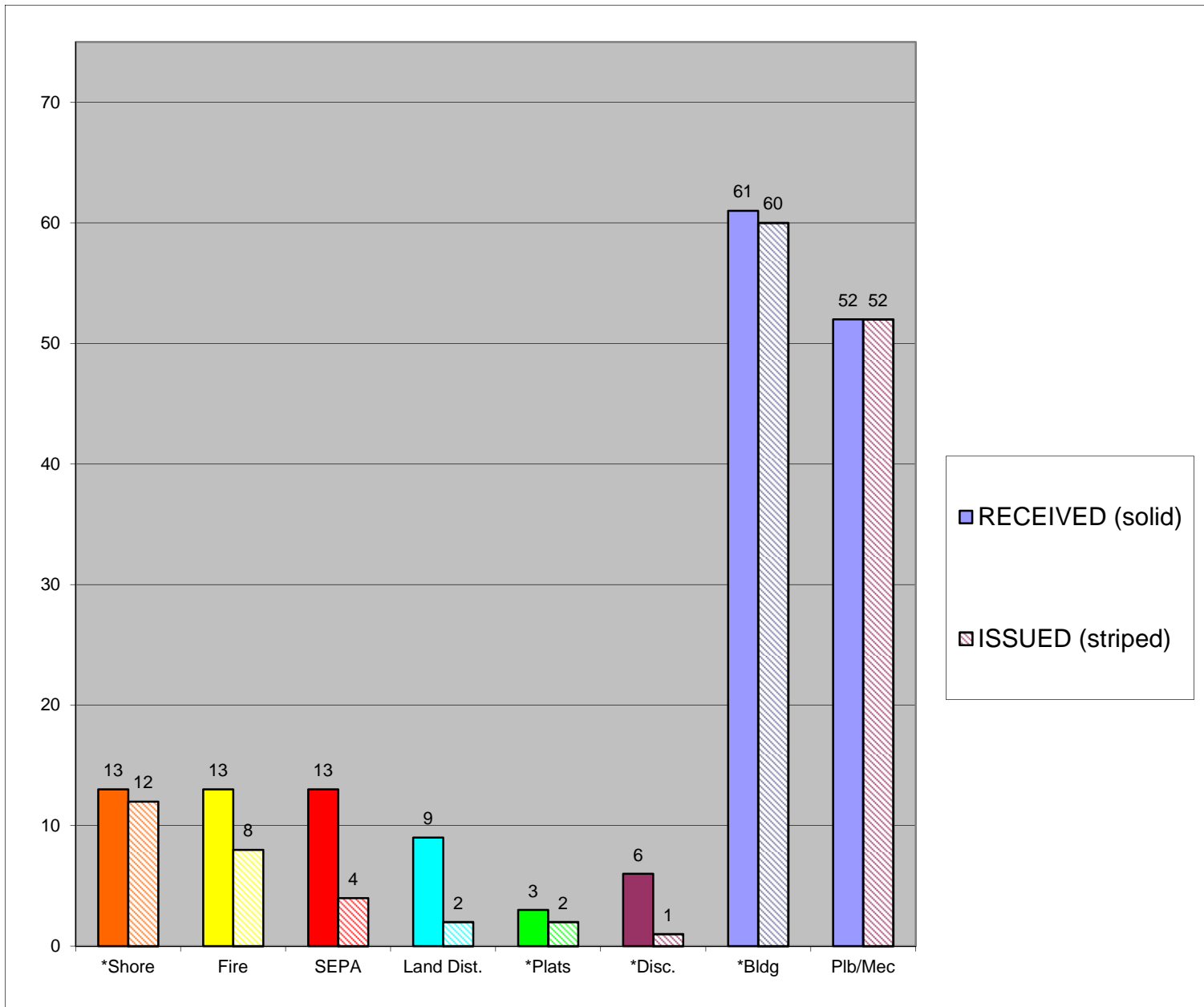
Stripe = 2015 Solid = 2016

Monthly Report
February-16





**CASES
 RECEIVED
 and
 ISSUED
 2016
 February**



Stripe = Issued
 Solid = Received

Monthly Permit Report
 February-16

*Shore = SHC, SHR, SHV, SHX
 *Plats = LSS, SSS, BSP, PUD, MDP
 *Disc = ADM, APL, CUP, NON, VAR
 *Bldg = COM, DET, MOB, SFR



YEAR TO DATE

**BLDG PERMITS
ISSUED**

JAN - DEC

**Comparing
2015 - 2016**

2015 118

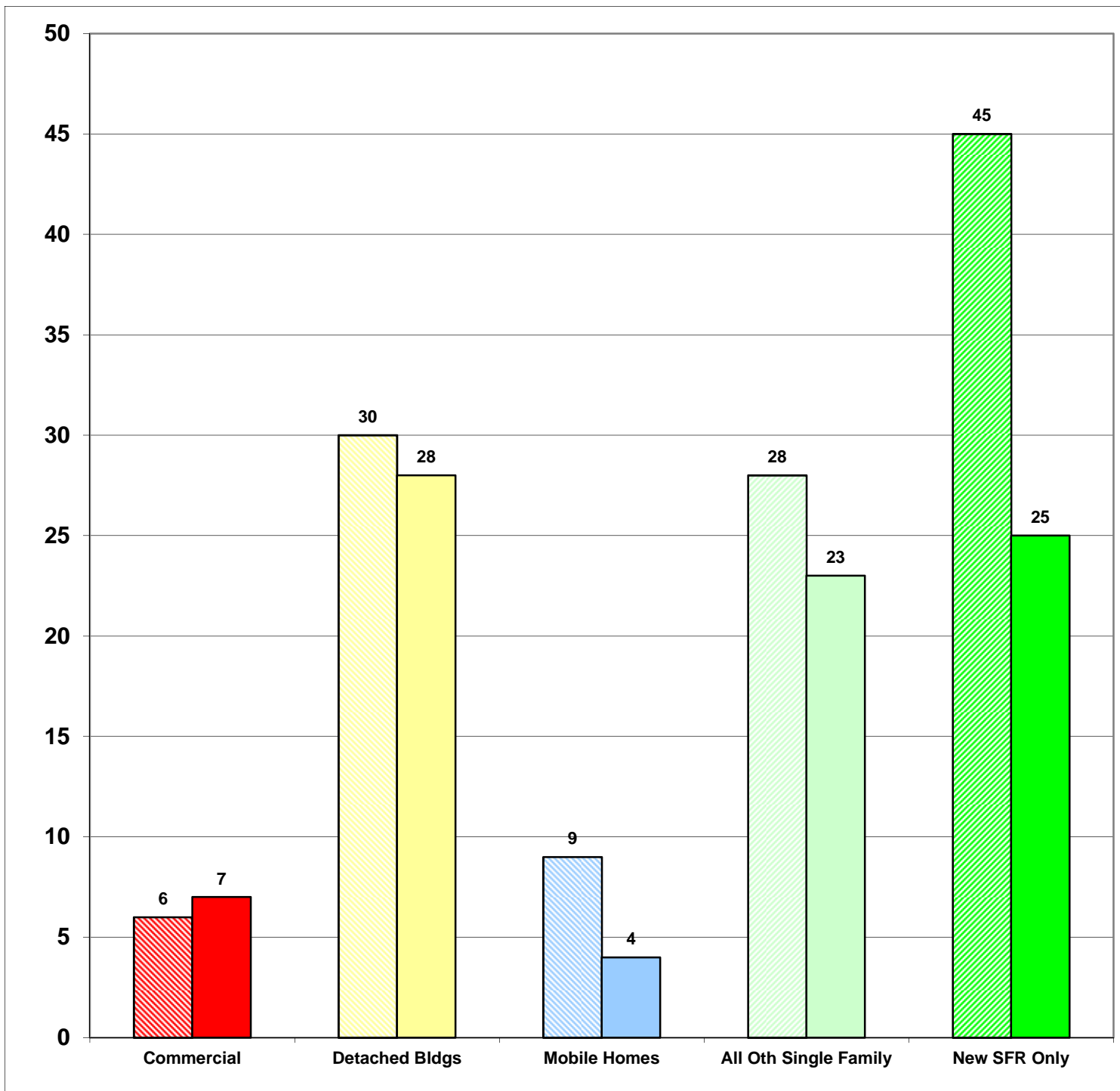
2016 87

-26%

Total Increase

Stripe = 2015 Solid = 2016

Year to Date Report
February-16





YEAR TO DATE

**BLDG PERMITS
APPLIED FOR**

JAN - DEC

**Comparing
2015 to 2016**

2015 113

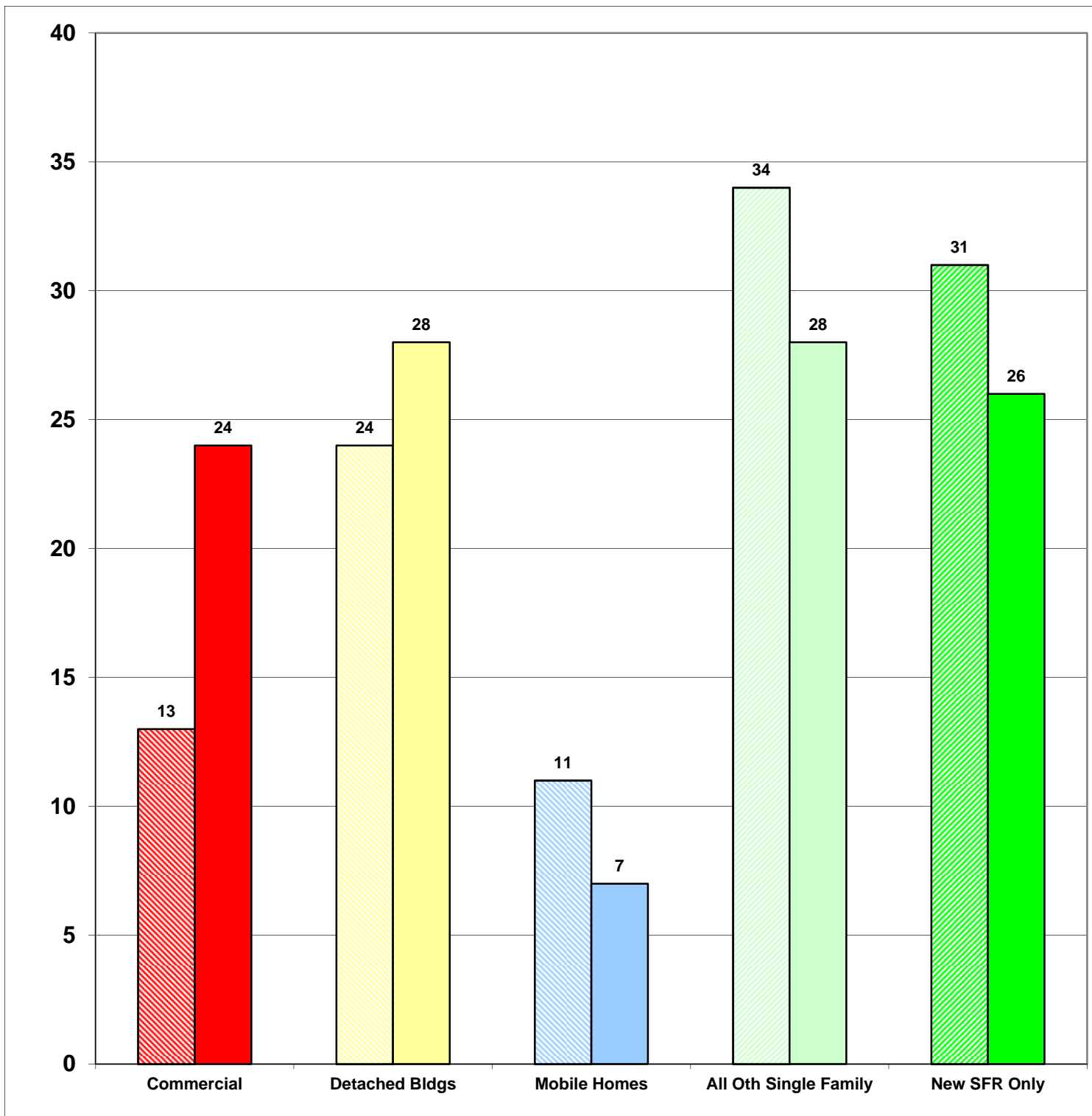
2016 113

0%

Total Increase

Stripe = 2015 Solid = 2016

Year to Date Report
February-16





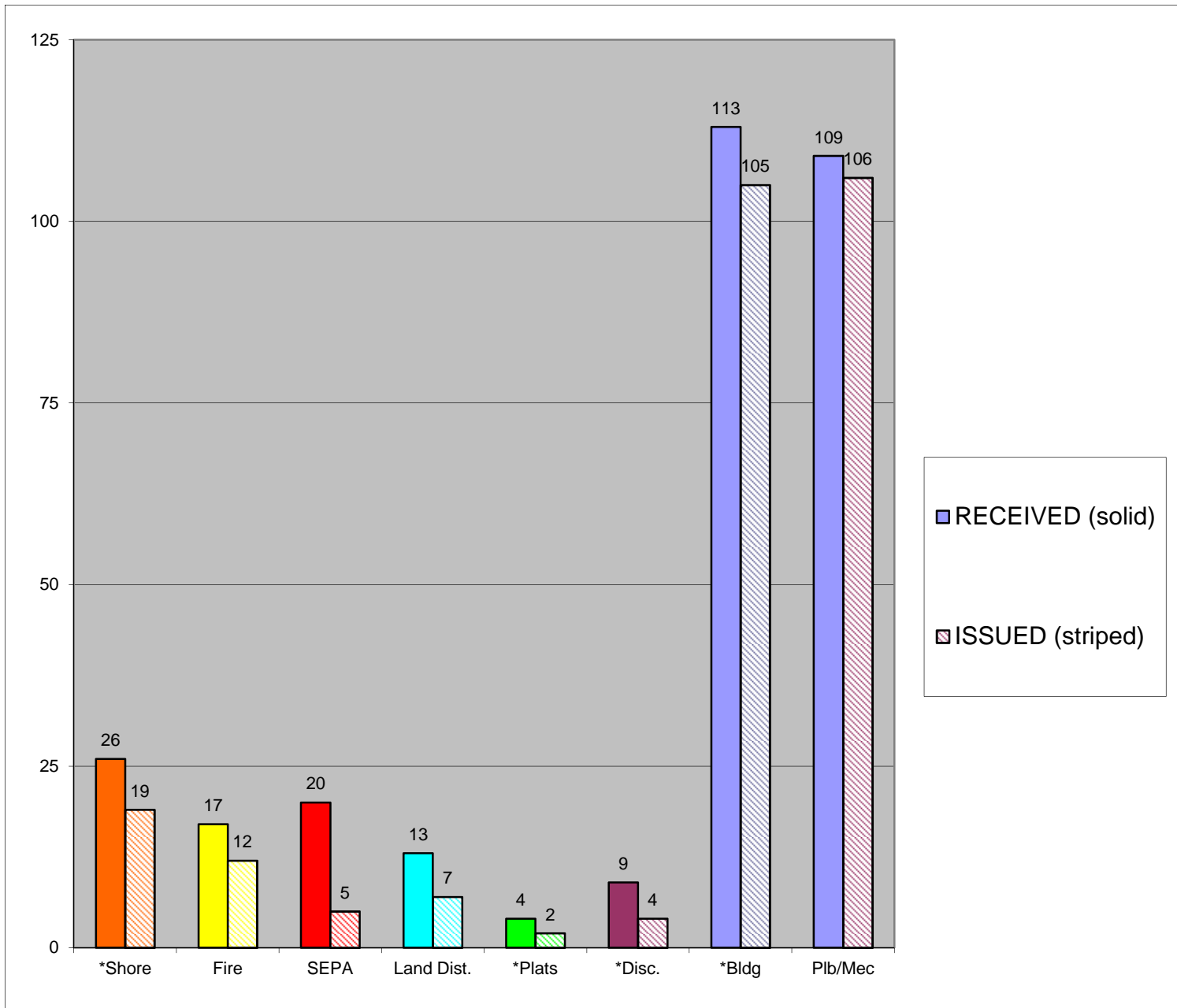
YEAR TO DATE

**CASES
 RECEIVED
 and
 ISSUED**

JAN - DEC

Stripe = Issued
Solid = Received

Year to Date Report
 February-16



*Shore = SHC, SHR, SHV, SHX
 *Plats = LSS, SSS, BSP, PUD, MDP
 *Disc = ADM, APL, CUP, NON, VAR
 *Bldg = COM, DET, MOB, SFR