

Permit Activity, April 16

WHATCOM COUNTY PLANNING & DEVELOPMENT

April



CURRENT MONTH		
SINGLE FAMILY RESIDENCES	ISSUED	VALUATION
NEW - RESIDENTIAL	23	6,610,751
NEW - DUPLEX		
ADDITION/REMODEL	17	1,162,187
CONVERT TO LIVING		
DEMOLITION (SINGLE FAMILY)	3	15,285
MOVE TO SITE		
REPLACE/REPAIR	2	120,235
RE-ROOF / SIDE ONLY		
TOTAL	45	\$7,908,458.00

YEAR TO DATE	
ISSUED	VALUATION
66	19,787,784
46	2,537,567
1	6,275
5	30,285
8	773,039
126	\$23,134,950.00

MOBILE HOMES	ISSUED	VALUATION
NEW - MOBILE HOME	4	257,167
ADDITION TO MOB		
CONVERT TO STORAGE		
REPLACEMENT	2	143,176
TEMP MOBILE		
TOTAL	6	\$400,343.00

ISSUED	VALUATION
15	621,546
4	195,027
19	\$816,573.00

DETACHED BUILDINGS	ISSUED	VALUATION
NEW - AG BARN / STORAGE	1	28,800
NEW - GARAGE	2	79,568
NEW - OTHER TYPE BLDG	1	16,900
NEW - OTHER TYPE STRUCTURES	1	9,600
NEW - STORAGE	10	343,768
ADDITION / REMODEL	1	104,160
CONVERT TO OTHER		
DEMOLITION (DETACHED)	2	3,300
MOVE TO SITE		
REPLACE / REPAIR		
RE-ROOF ONLY		
TOTAL	18	\$586,096.00

ISSUED	VALUATION
6	1,405,000
8	257,750
1	16,900
5	533,508
25	916,200
5	242,920
6	26,300
6	73,840
1	15,200
63	\$3,487,618.00

COMMERCIAL	ISSUED	VALUATION
NEW - 3 - 4 UNIT APARTMENTS		
NEW - 5 + UNIT APARTMENTS		
NEW - AIRPORT FACILITIES		
NEW - AMUSEMENT, SOCIAL, REC		
NEW - CHURCHES & OTH RELIGIOUS		
NEW - FIRE STATIONS / MEDIC ONE		
NEW - HOSPITALS / INSTITUTIONAL		
NEW - HOTEL / MOTEL / TOUR. CAB		
NEW - INDUSTRIAL	1	900,000
NEW - MIXED USE		
NEW - OFFICE, BANKS, PROF		
NEW - OTHER PORTABLES		
NEW - OTHER TYPE BLDGS		
NEW - OTHER TYPE STRUCTURES	3	36,480
NEW - PORTABLE CLASSROOM		
NEW - PUBLIC WORKS & UTILITY		
NEW - SCHOOLS & OTHER ED		
NEW - STORAGE BLDGS	2	212,218
NEW - STORES & CUSTOMER SERV		
NEW - WAREHOUSE	1	947,500
ADDITION / REMODEL	5	46,039
CHANGE OF USE / TEN IMPROV / OCC		
CONVERT	5	161,700
DEMOLITION (COMMERCIAL)	1	7,666
MOVE TO SITE		
REPLACE / REPAIR	2	336,283
RE-ROOF ONLY		
TOTAL	20	\$2,647,886.18

ISSUED	VALUATION
5	2,800,582
8	132,230
3	234,471
1	8,000
2	967,500
16	497,039
4	145,000
6	164,700
2	15,166
8	3,913,334
1	2,000
56	\$8,880,022.18

MONTHLY TOTAL	
ISSUED	VALUATION
89	\$11,542,783.18

YEARLY TOTAL	
ISSUED	VALUATION
264	\$36,319,163.18



YEAR TO DATE

**BLDG PERMITS
VALUATION**

in thousands

April

**Comparing
2015 to 2016**

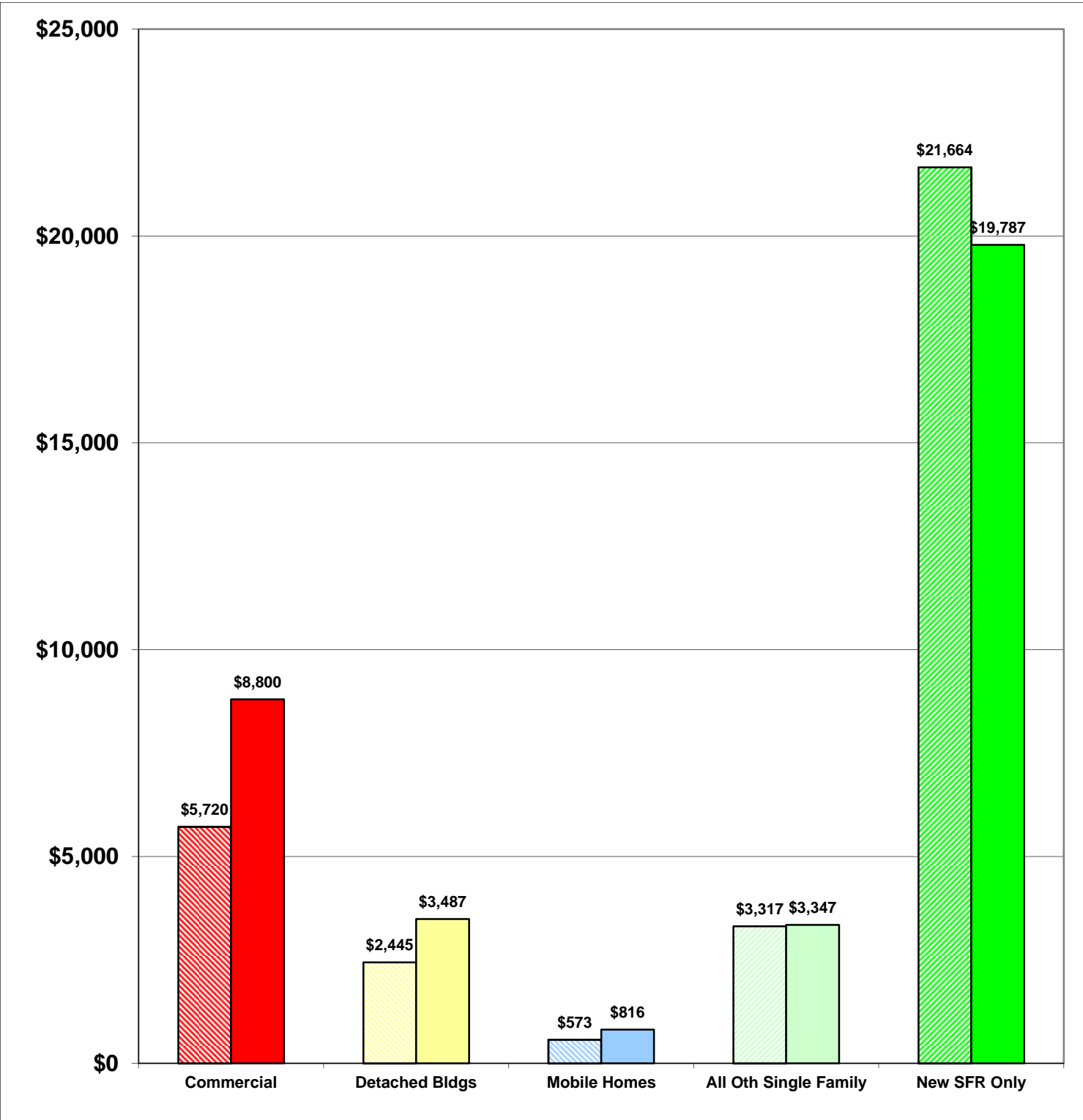
**2015 \$33,719
2016 \$36,237**

7%

Total Increase

Stripe = 2015 Solid = 2016

Year to Date Valuation Report
April-16





BLDG PERMITS ISSUED

April

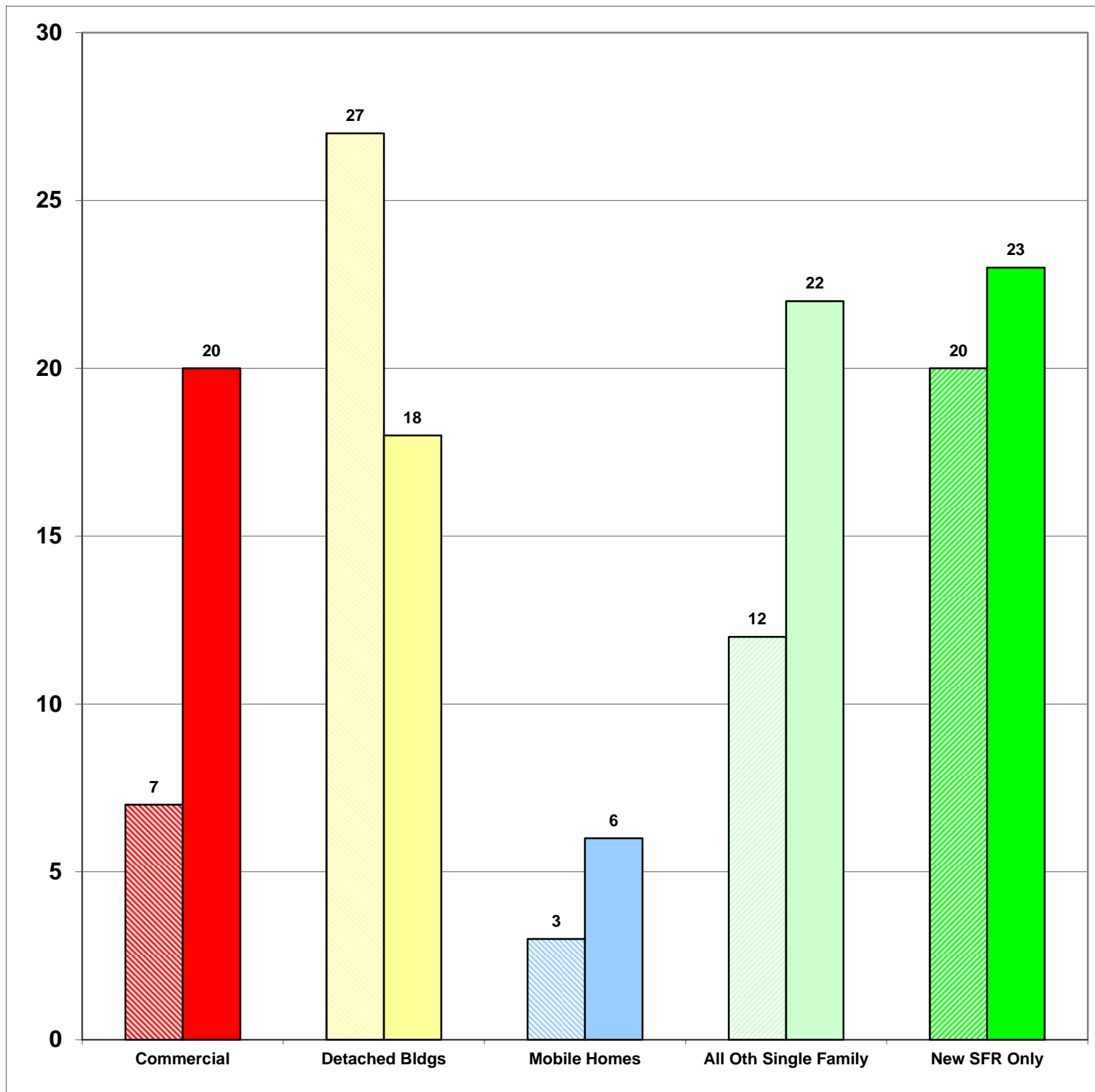
Comparing
2015 to 2016

Apr-15	69
Apr-16	89

29%
Total Increase

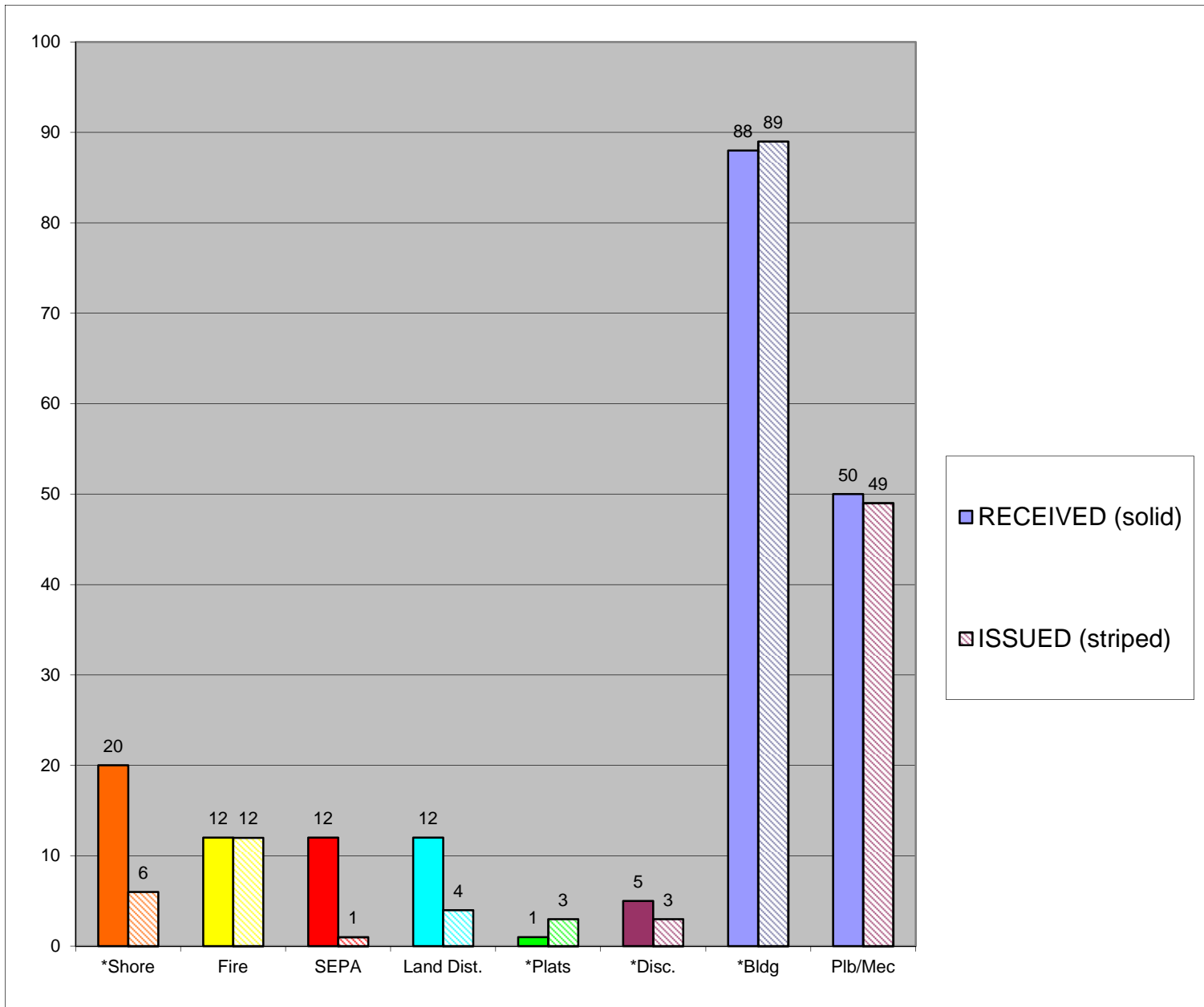
Stripe = 2015 Solid = 2016

Monthly Report
April-16





**CASES
 RECEIVED
 and
 ISSUED
 2015 to 2016
 April**



Stripe = Issued
 Solid = Received

Monthly Permit Report
 April-16

*Shore = SHC, SHR, SHV, SHX
 *Plats = LSS, SSS, BSP, PUD, MDP
 *Disc = ADM, APL, CUP, NON, VAR
 *Bldg = COM, DET, MOB, SFR



YEAR TO DATE

**BLDG PERMITS
ISSUED**

JAN - DEC

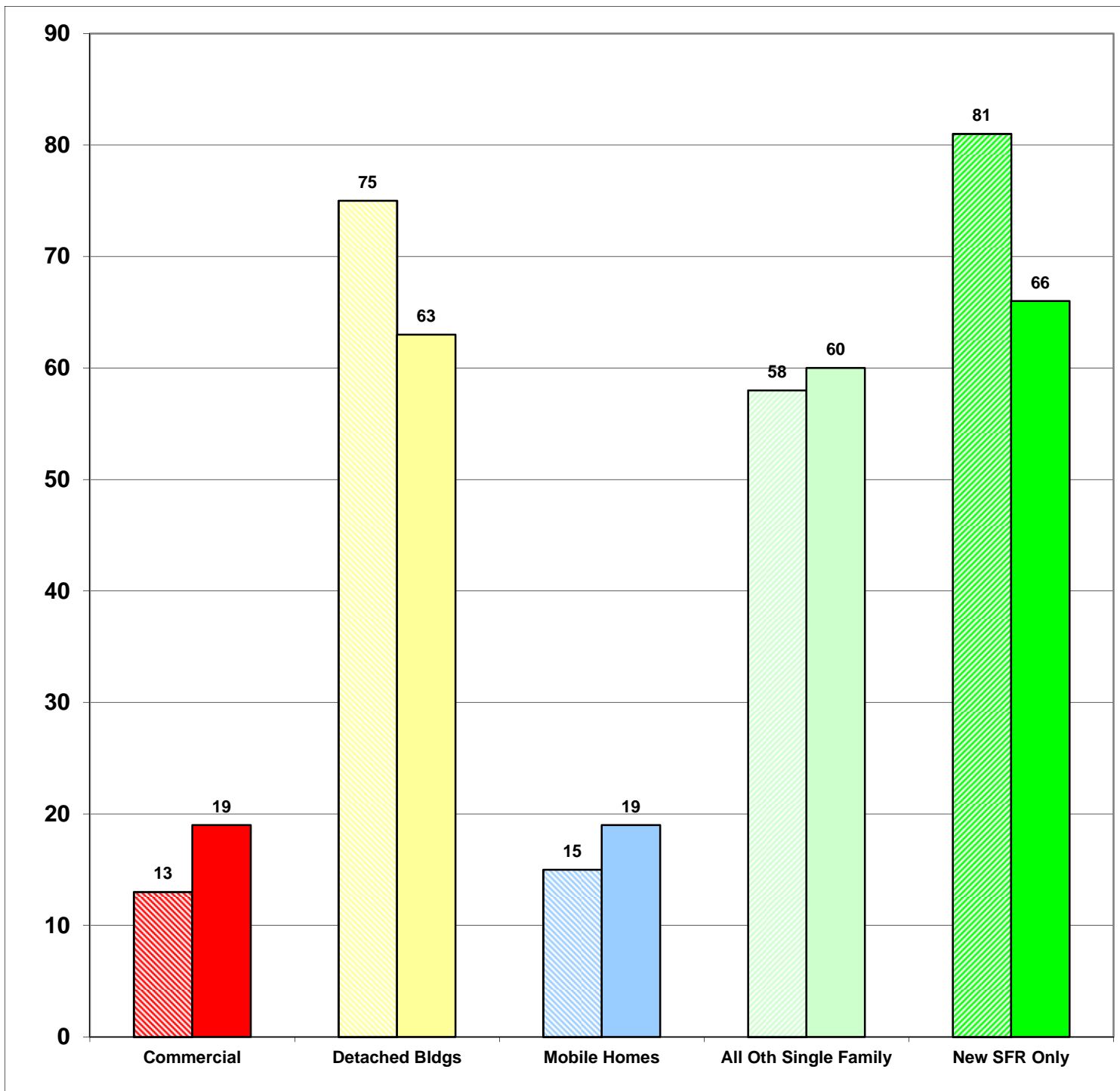
**Comparing
2015 to 2016**

2015	242
2016	227

-6%

Total Increase

Stripe = 2015 Solid = 2016





YEAR TO DATE

**BLDG PERMITS
APPLIED FOR**

JAN - DEC

**Comparing
2015 to 2016**

2015 261

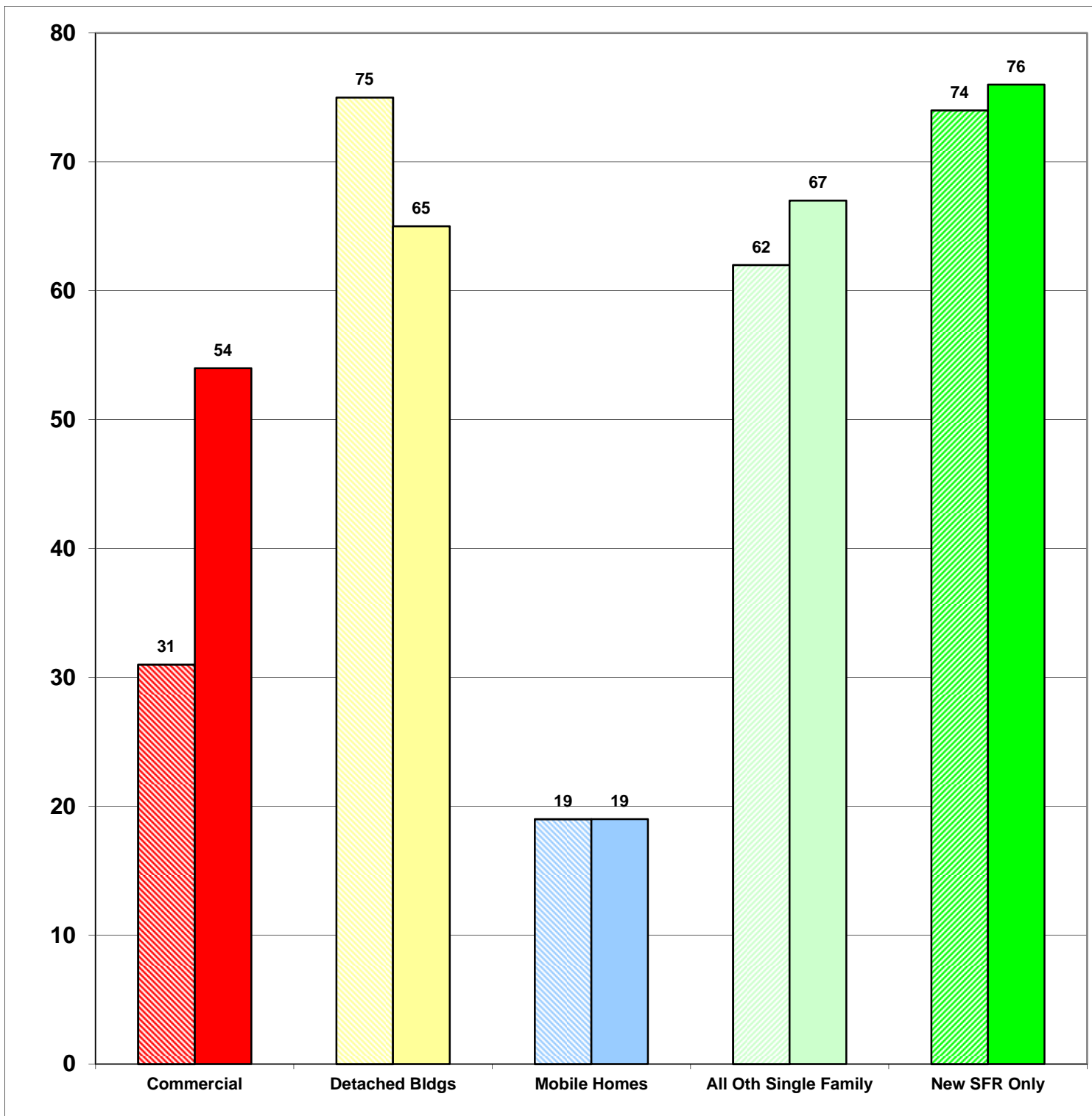
2016 281

8%

Total Increase

Stripe = 2015 Solid = 2016

**Year to Date Report
April-16**





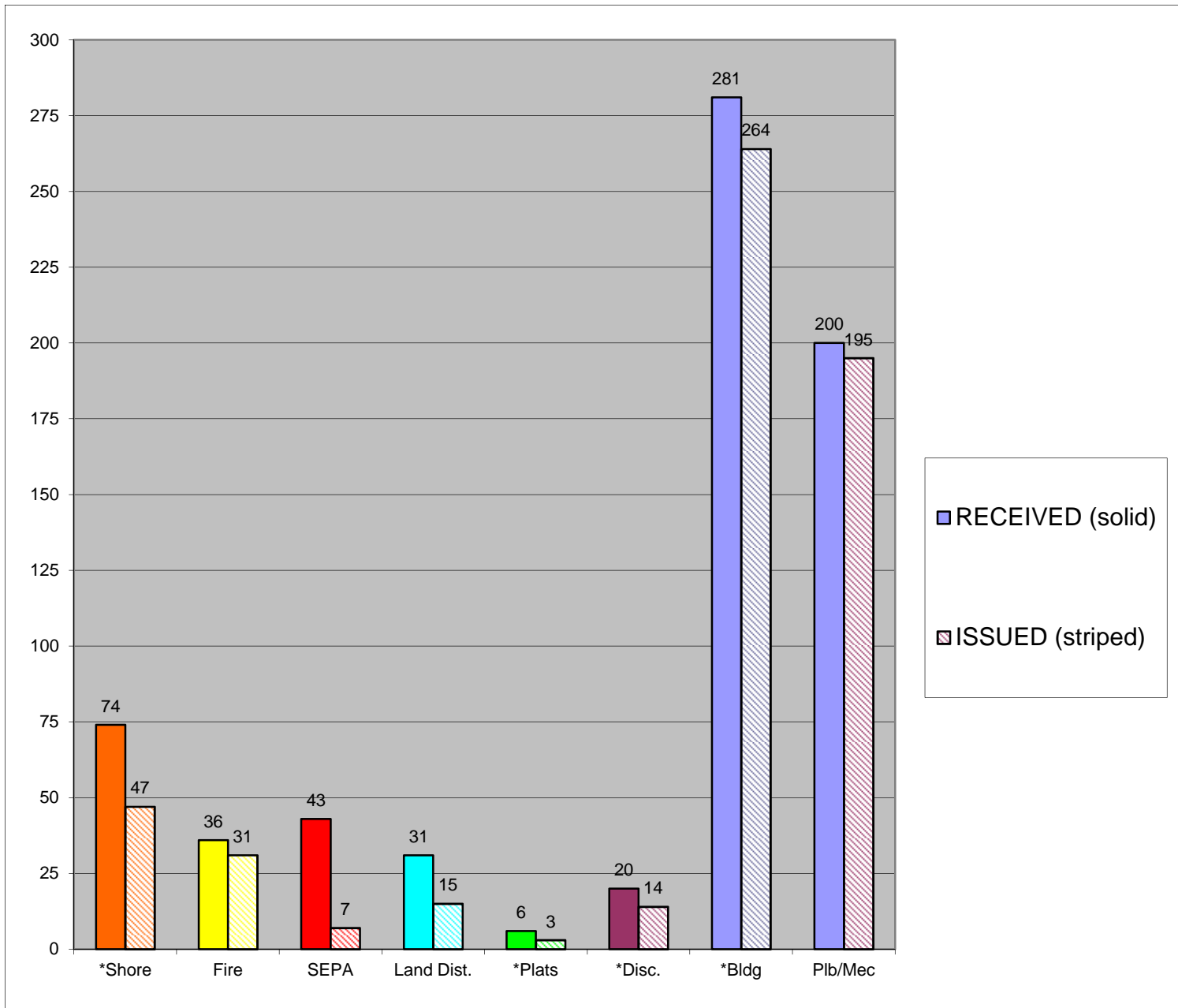
YEAR TO DATE

**CASES
RECEIVED
and
ISSUED**

JAN - DEC

Stripe = Issued
Solid = Received

Year to Date Report
April-16



*Shore = SHC, SHR, SHV, SHX

*Plats = LSS, SSS, BSP, PUD, MDP

*Disc = ADM, APL, CUP, NON, VAR

*Bldg = COM, DET, MOB, SFR