

# Permit Activity, June 16

WHATCOM COUNTY PLANNING & DEVELOPMENT  
June



CURRENT MONTH		
SINGLE FAMILY RESIDENCES	ISSUED	VALUATION
NEW - RESIDENTIAL	33	12,373,699
NEW - DUPLEX		
ADDITION/REMODEL	13	594,050
CONVERT TO LIVING		
DEMOLITION (SINGLE FAMILY)	5	34,000
MOVE TO SITE		
REPLACE/REPAIR	6	571,952
RE-ROOF / SIDE ONLY		
<b>TOTAL</b>	<b>57</b>	<b>\$13,573,700.50</b>

MOBILE HOMES	ISSUED	VALUATION
NEW - MOBILE HOME	2	51,800
ADDITION TO MOB		
CONVERT TO STORAGE		
REPLACEMENT	3	36,532
TEMP MOBILE		
<b>TOTAL</b>	<b>5</b>	<b>\$88,332.00</b>

DETACHED BUILDINGS	ISSUED	VALUATION
NEW - AG BARN / STORAGE	2	292,800
NEW - GARAGE	2	105,820
NEW - OTHER TYPE BLDG	1	10,560
NEW - OTHER TYPE STRUCTURES	2	25,000
NEW - STORAGE	15	760,535
ADDITION / REMODEL	1	44,000
CONVERT TO OTHER		
DEMOLITION (DETACHED)	3	11,119
MOVE TO SITE		
REPLACE / REPAIR	2	22,110
RE-ROOF ONLY		
<b>TOTAL</b>	<b>28</b>	<b>\$1,271,944.00</b>

COMMERCIAL	ISSUED	VALUATION
NEW - 3 - 4 UNIT APARTMENTS		
NEW - 5 + UNIT APARTMENTS		
NEW - AIRPORT FACILITIES		
NEW - AMUSEMENT, SOCIAL, REC		
NEW - CHURCHES & OTH RELIGIOUS	1	276,777
NEW - FIRE STATIONS / MEDIC ONE		
NEW - HOSPITALS / INSTITUTIONAL		
NEW - HOTEL / MOTEL / TOUR. CAB		
NEW - INDUSTRIAL	2	120,570
NEW - MIXED USE		
NEW - OFFICE, BANKS, PROF	1	60,000
NEW - OTHER PORTABLES		
NEW - OTHER TYPE BLDGS		
NEW - OTHER TYPE STRUCTURES	2	81,500
NEW - PORTABLE CLASSROOM		
NEW - PUBLIC WORKS & UTILITY		
NEW - SCHOOLS & OTHER ED		
NEW - STORAGE BLDGS		
NEW - STORES & CUSTOMER SERV		
NEW - WAREHOUSE	1	1,070,628
ADDITION / REMODEL	3	876,415
CHANGE OF USE / TEN IMPROV / OCC	2	68,000
CONVERT	2	113,000
DEMOLITION (COMMERCIAL)		
MOVE TO SITE		
REPLACE / REPAIR	2	1,455,943
RE-ROOF ONLY		
<b>TOTAL</b>	<b>16</b>	<b>\$4,122,833.00</b>

MONTHLY TOTAL	
ISSUED	VALUATION
106	\$19,056,809.50

YEAR TO DATE	
ISSUED	VALUATION
118	38,143,274
71	4,092,706
1	6,275
11	70,785
2	77,261
14	1,344,991
<b>217</b>	<b>\$43,735,291.50</b>

MOB	ISSUED	VALUATION
20	781,892	
7	231,559	
<b>27</b>	<b>\$1,013,451.00</b>	

DET	ISSUED	VALUATION
11	1,817,576	
12	430,770	
3	39,940	
7	558,508	
47	2,089,487	
7	302,760	
9	39,419	
9	255,950	
1	15,200	
<b>106</b>	<b>\$5,549,610.00</b>	

COM	ISSUED	VALUATION
1	276,777	
8	4,156,152	
1	60,000	
11	228,730	
1	40,000	
6	795,244	
2	14,000	
3	2,038,128	
20	1,393,454	
6	213,000	
8	352,700	
3	30,166	
13	5,563,277	
1	2,000	
<b>84</b>	<b>\$15,163,628.18</b>	

YEARLY TOTAL	
ISSUED	VALUATION
434	\$65,461,980.68



**YEAR TO DATE**

**BLDG PERMITS  
 VALUATION**

in thousands

**June**

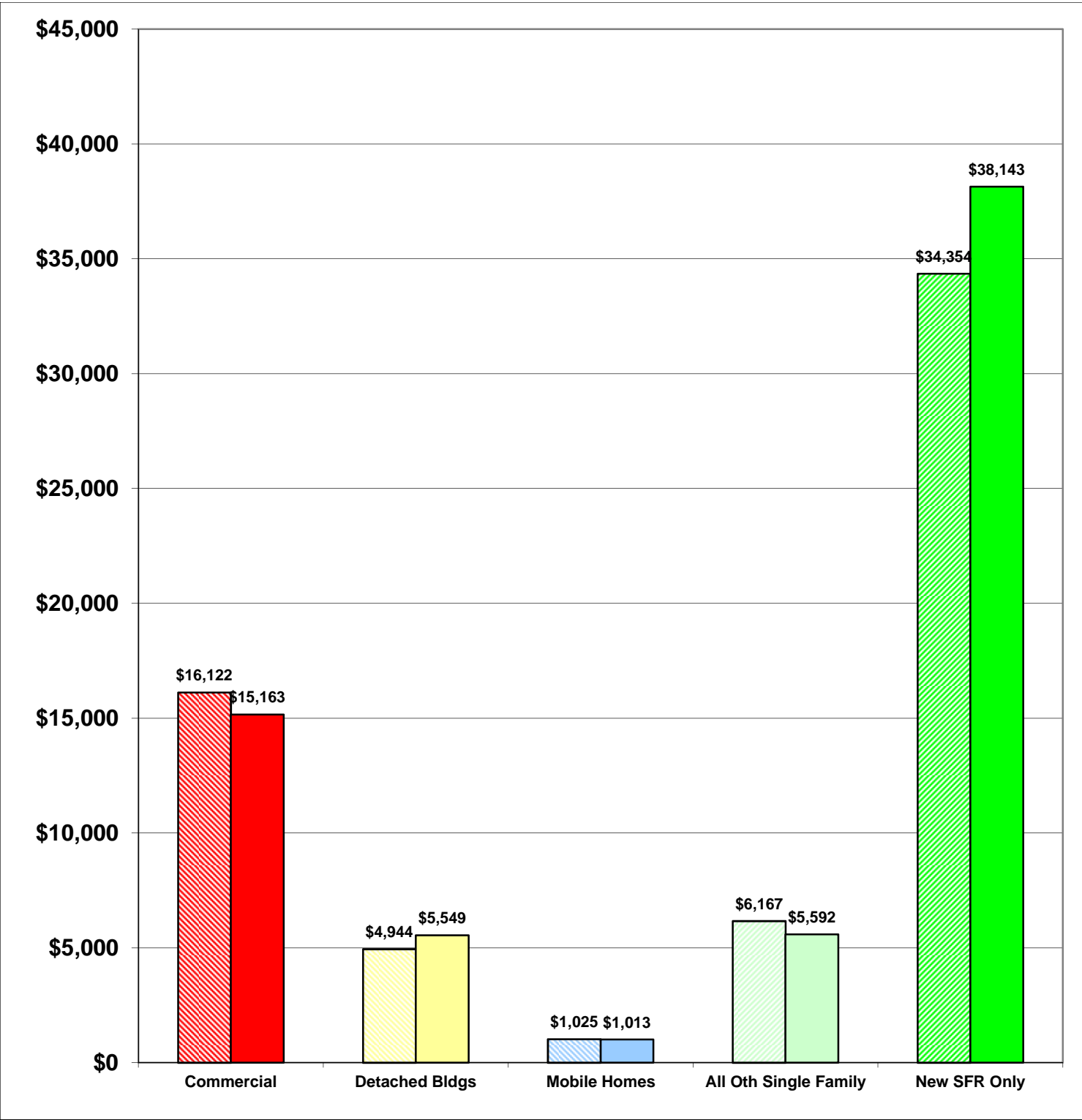
**Comparing  
 2015 to 2016**

**2015     \$62,612  
 2016     \$65,460**

**5%  
 Total Increase**

**Stripe = 2015    Solid = 2016**

Year to Date Valuation Report  
 June-16





## BLDG PERMITS ISSUED

June

Comparing  
2015 to 2016

Jun-15 102

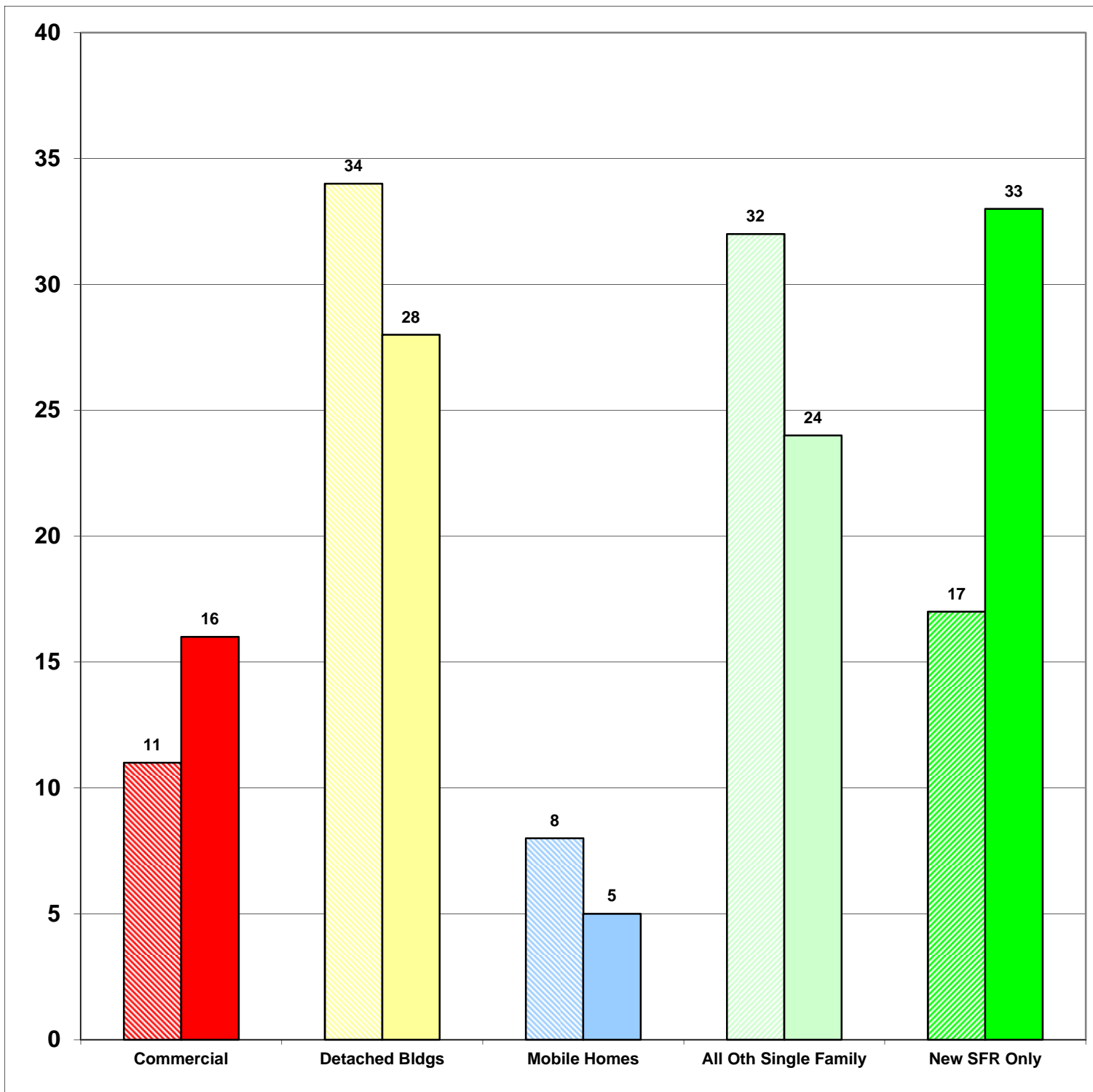
Jun-16 106

4%

Total Increase

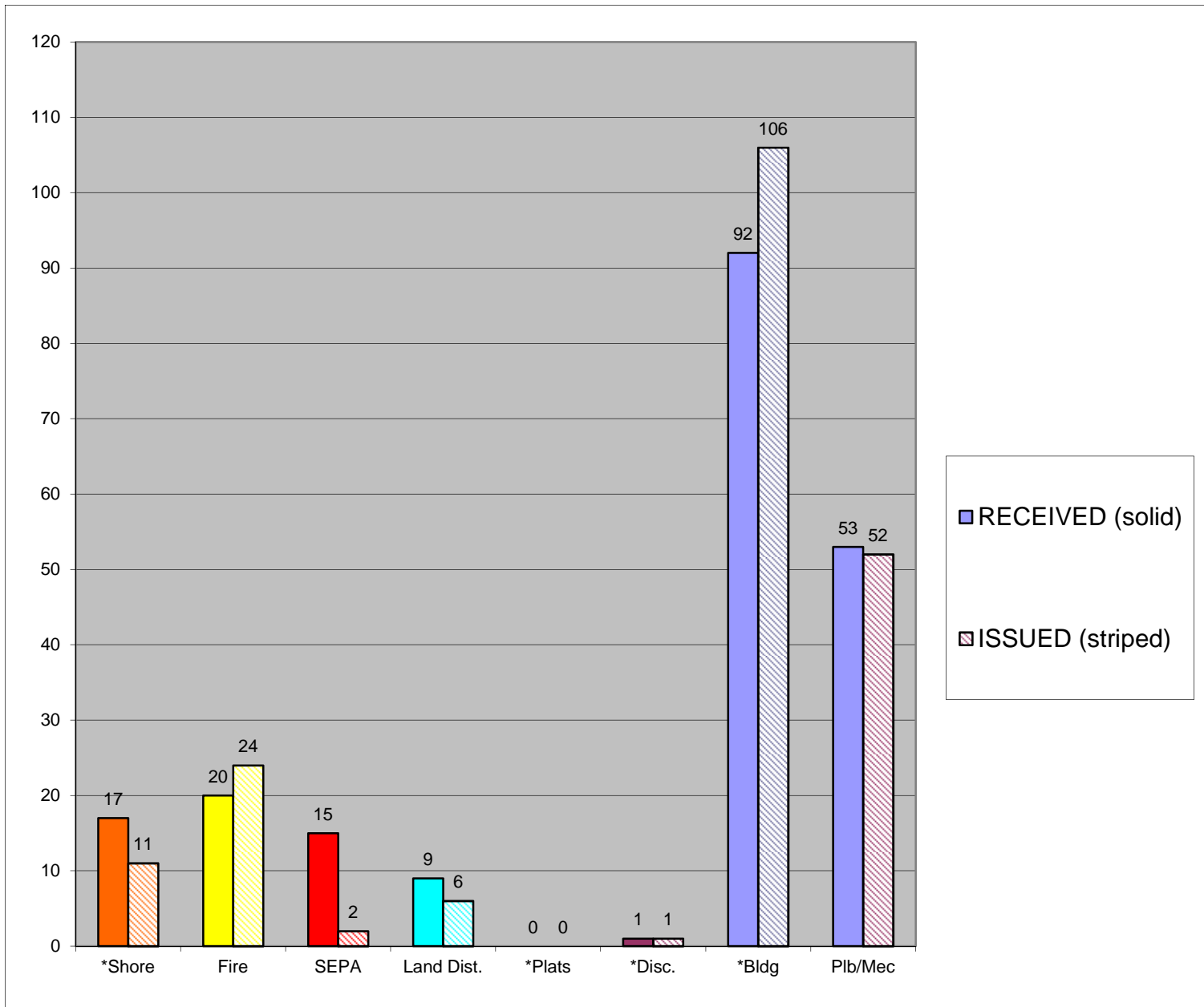
Stripe = 2015 Solid = 2016

Monthly Report  
June-16





**CASES  
 RECEIVED  
 and  
 ISSUED  
 2015 to 2016  
 June**



Stripe = Issued  
 Solid = Received

Monthly Permit Report  
 June-16

- \*Shore = SHC, SHR, SHV, SHX
- \*Plats = LSS, SSS, BSP, PUD, MDP
- \*Disc = ADM, APL, CUP, NON, VAR
- \*Bldg = COM, DET, MOB, SFR



**YEAR TO DATE**

**BLDG PERMITS  
ISSUED**

**JAN - DEC**

**Comparing  
2015 to 2016**

**2015      409**

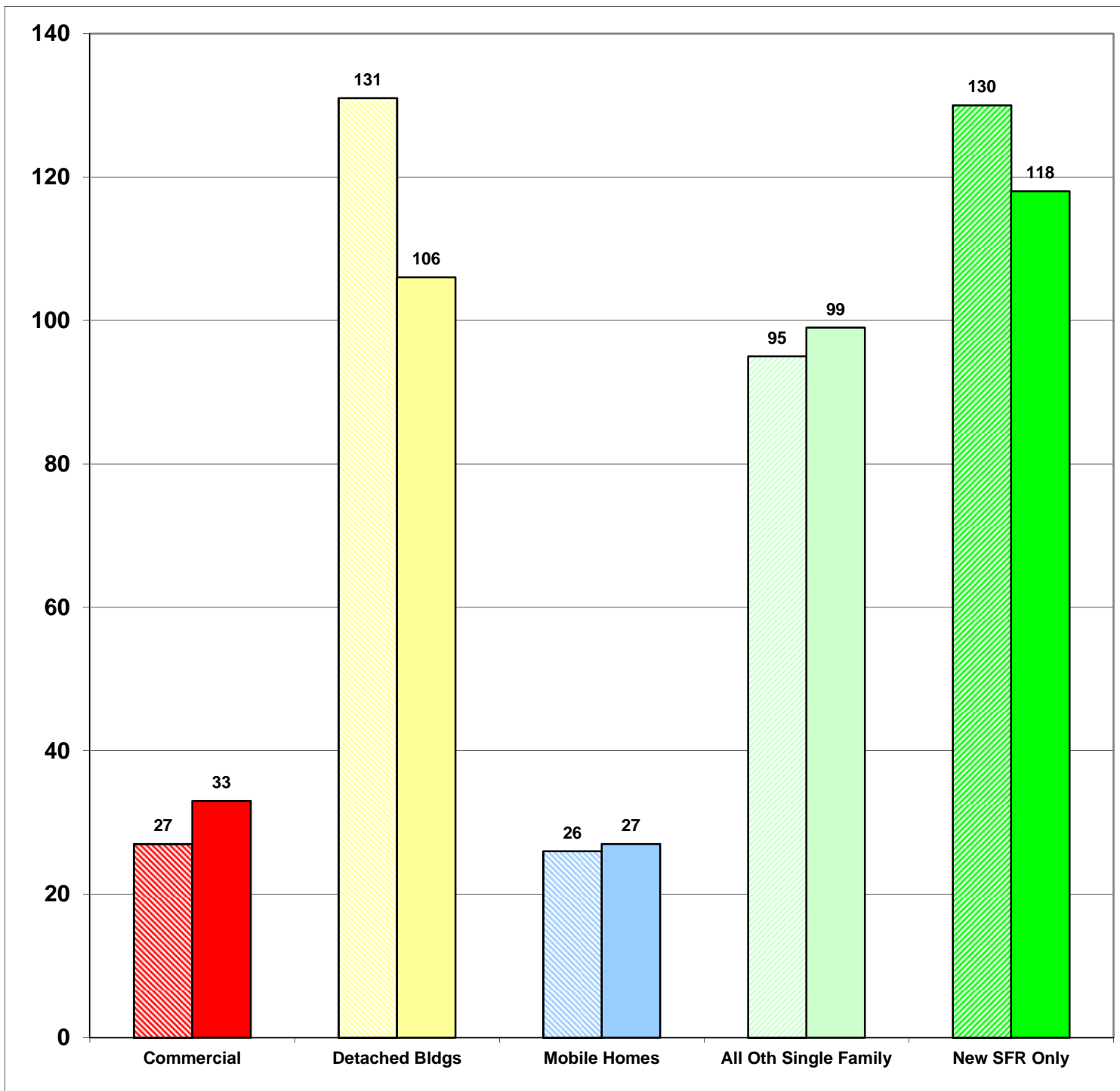
**2016      383**

**-6%**

**Total Increase**

**Stripe = 2015    Solid = 2016**

Year to Date Report  
June-16





**YEAR TO DATE**

**BLDG PERMITS  
APPLIED FOR**

**JAN - DEC**

**Comparing  
2015 to 2016**

**2015     422**

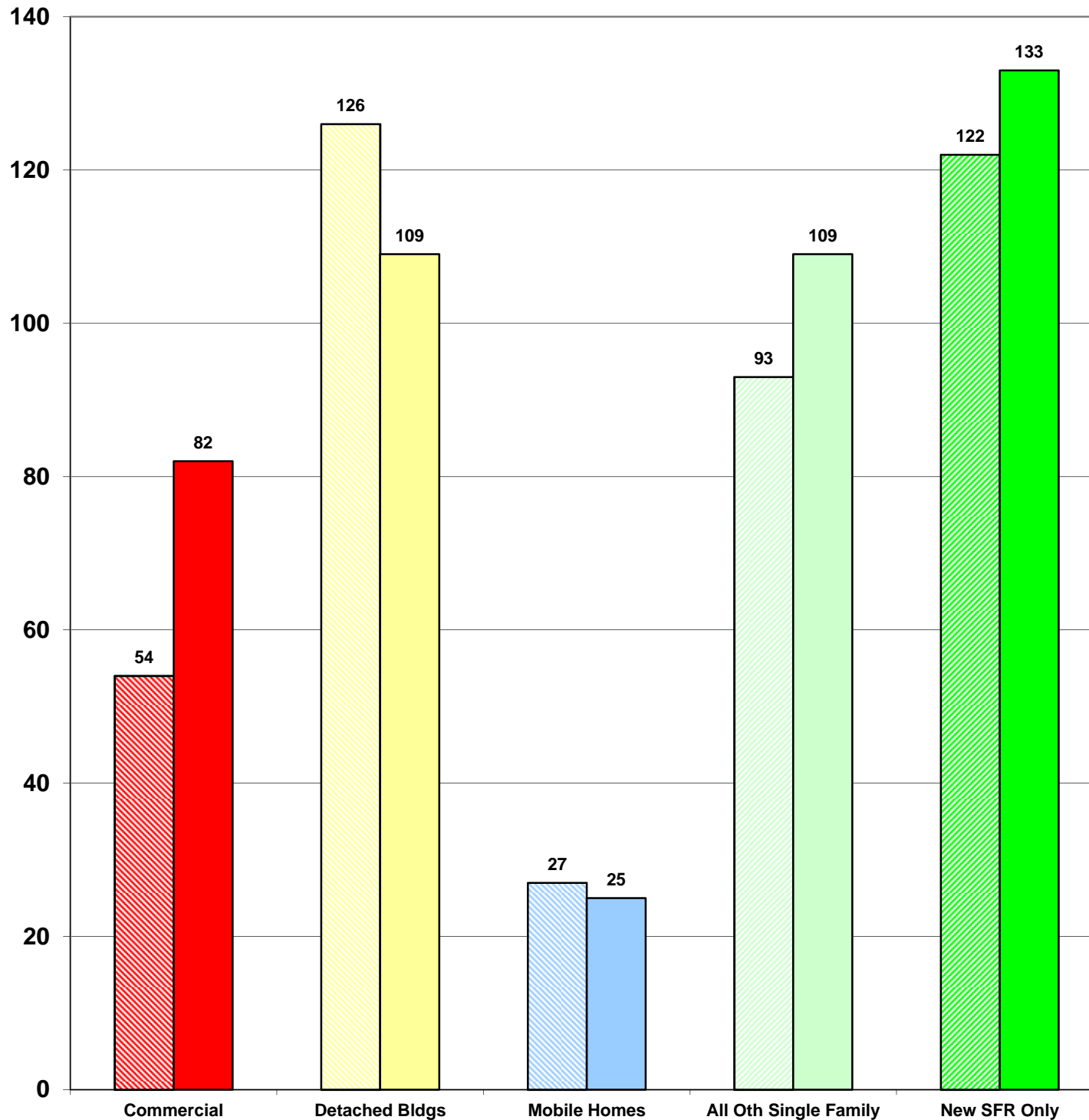
**2016     458**

**9%**

**Total Increase**

**Stripe = 2015    Solid = 2016**

**Year to Date Report  
June-16**





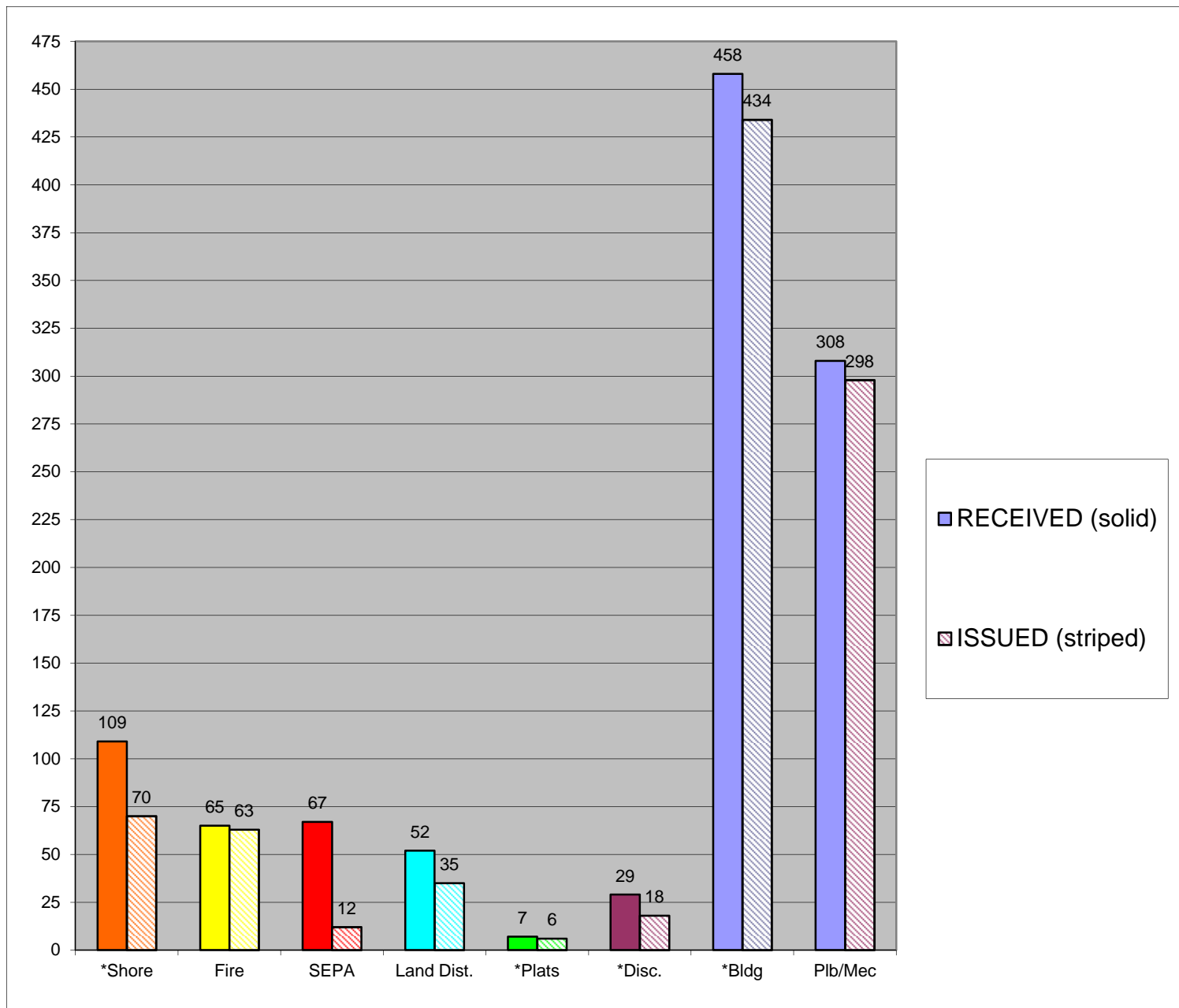
**YEAR TO DATE**

**CASES  
RECEIVED  
and  
ISSUED**

**JAN - DEC**

Stripe = Issued  
Solid = Received

Year to Date Report  
June-16



- \*Shore = SHC, SHR, SHV, SHX
- \*Plats = LSS, SSS, BSP, PUD, MDP
- \*Disc = ADM, APL, CUP, NON, VAR
- \*Bldg = COM, DET, MOB, SFR