

Permit Activity, July 16

WHATCOM COUNTY PLANNING & DEVELOPMENT
July



CURRENT MONTH		
SINGLE FAMILY RESIDENCES	ISSUED	VALUATION
NEW - RESIDENTIAL	35	9,974,966
NEW - DUPLEX		
ADDITION/REMODEL	11	497,066
CONVERT TO LIVING		
DEMOLITION (SINGLE FAMILY)	1	5,000
MOVE TO SITE		
REPLACE/REPAIR	4	85,510
RE-ROOF / SIDE ONLY		
TOTAL	51	\$10,562,542.00

MOBILE HOMES	ISSUED	VALUATION
NEW - MOBILE HOME	1	31,806
ADDITION TO MOB		
CONVERT TO STORAGE		
REPLACEMENT	0	
TEMP MOBILE		
TOTAL	1	\$31,806.00

DETACHED BUILDINGS	ISSUED	VALUATION
NEW - AG BARN / STORAGE	1	32,640
NEW - GARAGE	3	198,640
NEW - OTHER TYPE BLDG		
NEW - OTHER TYPE STRUCTURES	2	313,104
NEW - STORAGE	11	475,772
ADDITION / REMODEL	1	11,520
CONVERT TO OTHER		
DEMOLITION (DETACHED)	3	9,000
MOVE TO SITE		
REPLACE / REPAIR		
RE-ROOF ONLY		
TOTAL	21	\$1,040,676.00

COMMERCIAL	ISSUED	VALUATION
NEW - 3 - 4 UNIT APARTMENTS		
NEW - 5 + UNIT APARTMENTS		
NEW - AIRPORT FACILITIES		
NEW - AMUSEMENT, SOCIAL, REC		
NEW - CHURCHES & OTH RELIGIOUS		
NEW - FIRE STATIONS / MEDIC ONE		
NEW - HOSPITALS / INSTITUTIONAL		
NEW - HOTEL / MOTEL / TOUR. CAB		
NEW - INDUSTRIAL		
NEW - MIXED USE		
NEW - OFFICE, BANKS, PROF		
NEW - OTHER PORTABLES		
NEW - OTHER TYPE BLDGS	1	100,000
NEW - OTHER TYPE STRUCTURES	3	1,441,936
NEW - PORTABLE CLASSROOM		
NEW - PUBLIC WORKS & UTILITY		
NEW - SCHOOLS & OTHER ED		
NEW - STORAGE BLDGS		
NEW - STORES & CUSTOMER SERV		
NEW - WAREHOUSE		
ADDITION / REMODEL	1	20,000
CHANGE OF USE / TEN IMPROV / OCC		
CONVERT	1	20,000
DEMOLITION (COMMERCIAL)		
MOVE TO SITE		
REPLACE / REPAIR	1	25,000
RE-ROOF ONLY		
TOTAL	7	\$1,606,936.00

MONTHLY TOTAL	
ISSUED	VALUATION
80	\$13,241,960.00

YEAR TO DATE	
ISSUED	VALUATION
152	47,530,330
82	4,589,771
1	6,275
12	75,785
2	77,261
18	1,430,501
267	\$53,709,923.00

MOB	ISSUED	VALUATION
	21	813,698
	7	231,559
	28	\$1,045,257.00

DET	ISSUED	VALUATION
	11	1,850,216
	15	629,410
	3	39,940
	9	871,612
	58	2,565,259
	8	314,280
	12	48,419
	9	255,950
	1	15,200
	126	\$6,590,286.00

COM	ISSUED	VALUATION
	1	276,777
	8	4,156,152
	1	60,000
	1	100,000
	14	1,670,666
	1	40,000
	6	795,244
	2	14,000
	3	2,038,128
	21	1,413,454
	6	213,000
	9	372,700
	3	30,166
	14	5,588,277
	1	2,000
	91	\$16,770,564.18

YEARLY TOTAL	
ISSUED	VALUATION
512	\$78,116,030.18



YEAR TO DATE

**BLDG PERMITS
 VALUATION**

in thousands

July

**Comparing
 2015 to 2016**

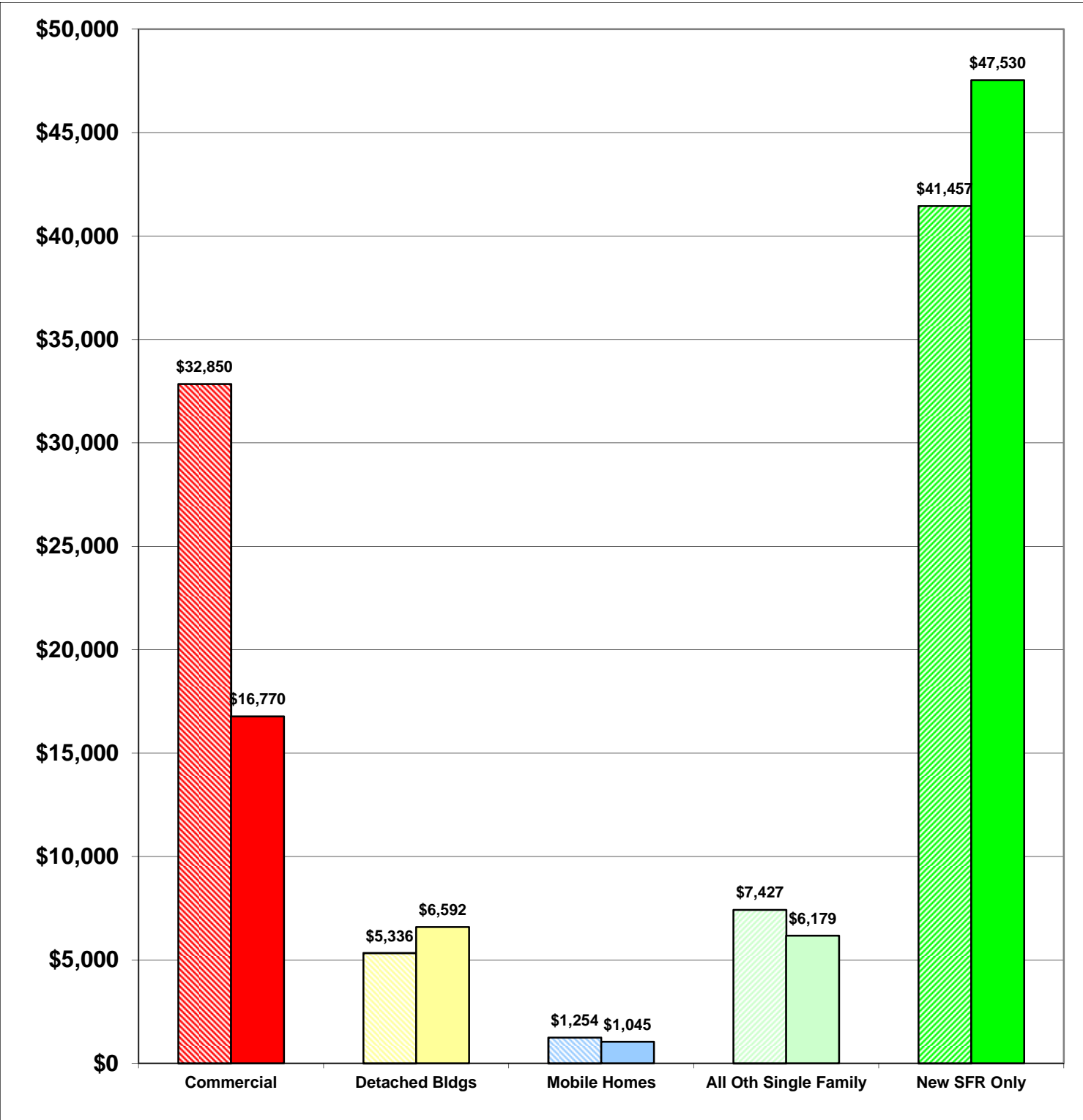
**2015 \$88,324
 2016 \$78,116**

-12%

Total Increase

Stripe = 2015 Solid = 2016

Year to Date Valuation Report
 July-16





BLDG PERMITS ISSUED

July

Comparing
2015 to 2016

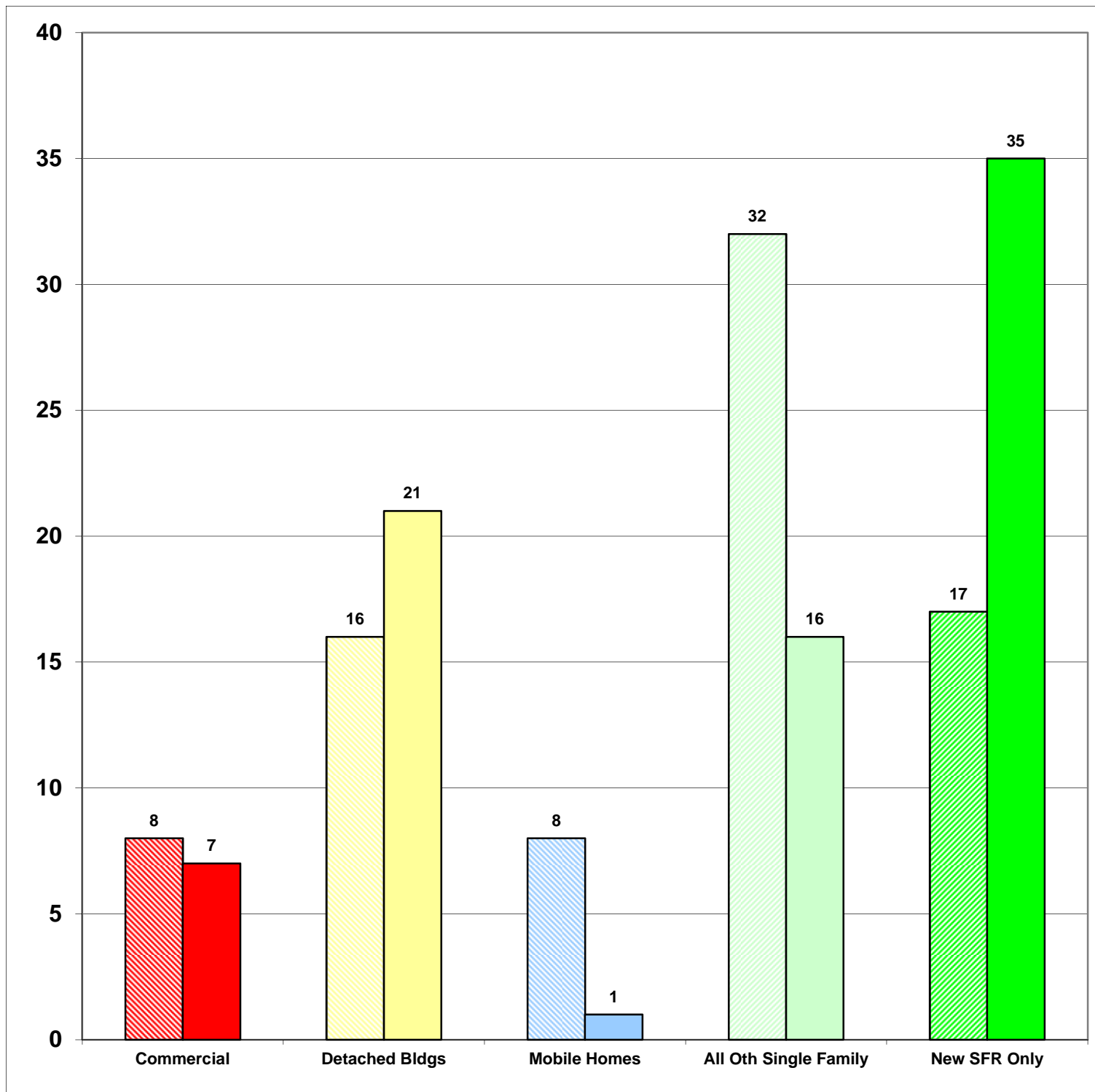
Jul-15 81
Jul-16 80

-1%

Total Increase

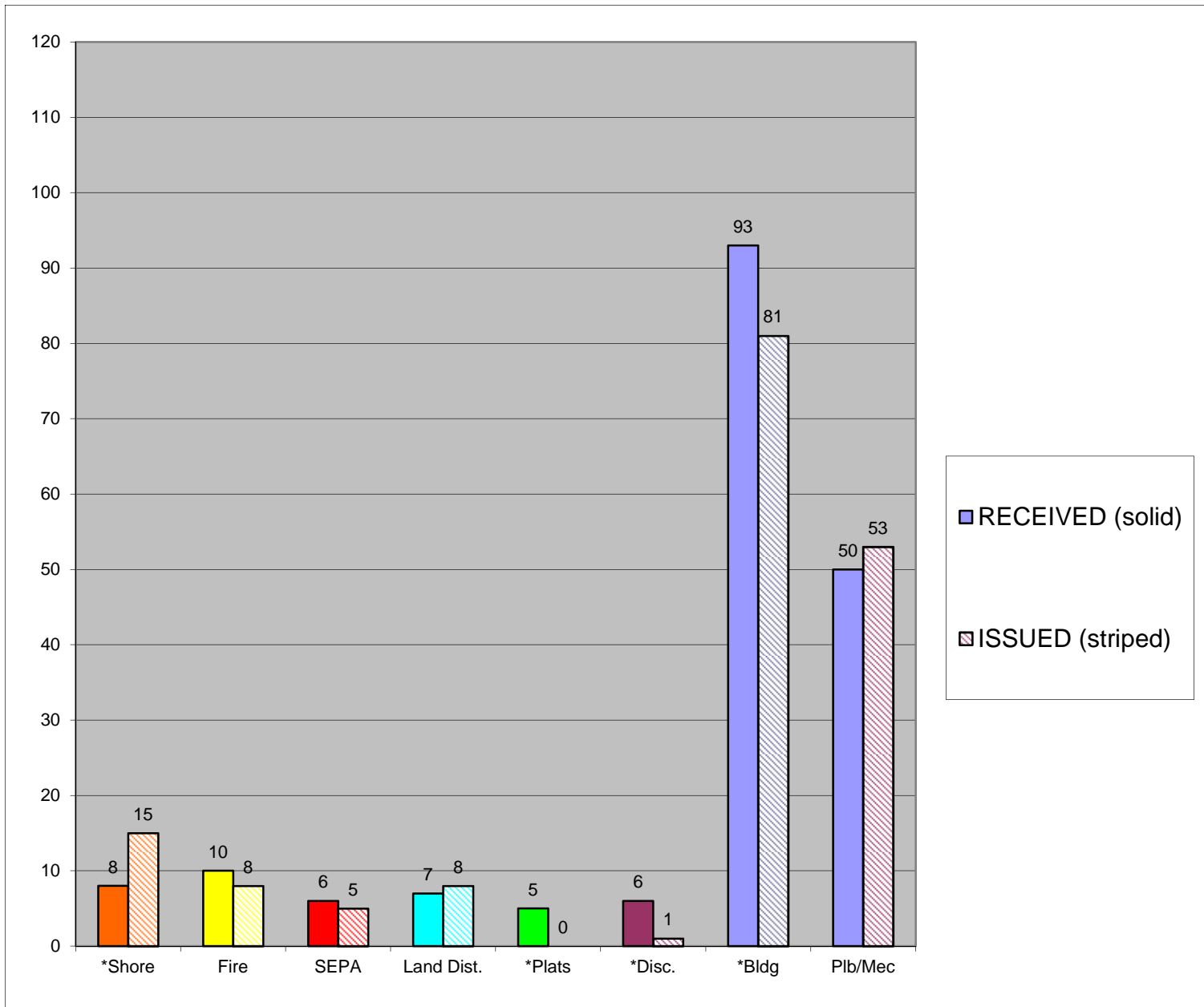
Stripe = 2015 Solid = 2016

Monthly Report
July-16





**CASES
 RECEIVED
 and
 ISSUED
 2015 to 2016
 July**



Stripe = Issued
 Solid = Received

Monthly Permit Report
 July-16

- *Shore = SHC, SHR, SHV, SHX
- *Plats = LSS, SSS, BSP, PUD, MDP
- *Disc = ADM, APL, CUP, NON, VAR
- *Bldg = COM, DET, MOB, SFR



YEAR TO DATE

**BLDG PERMITS
ISSUED**

JAN - DEC

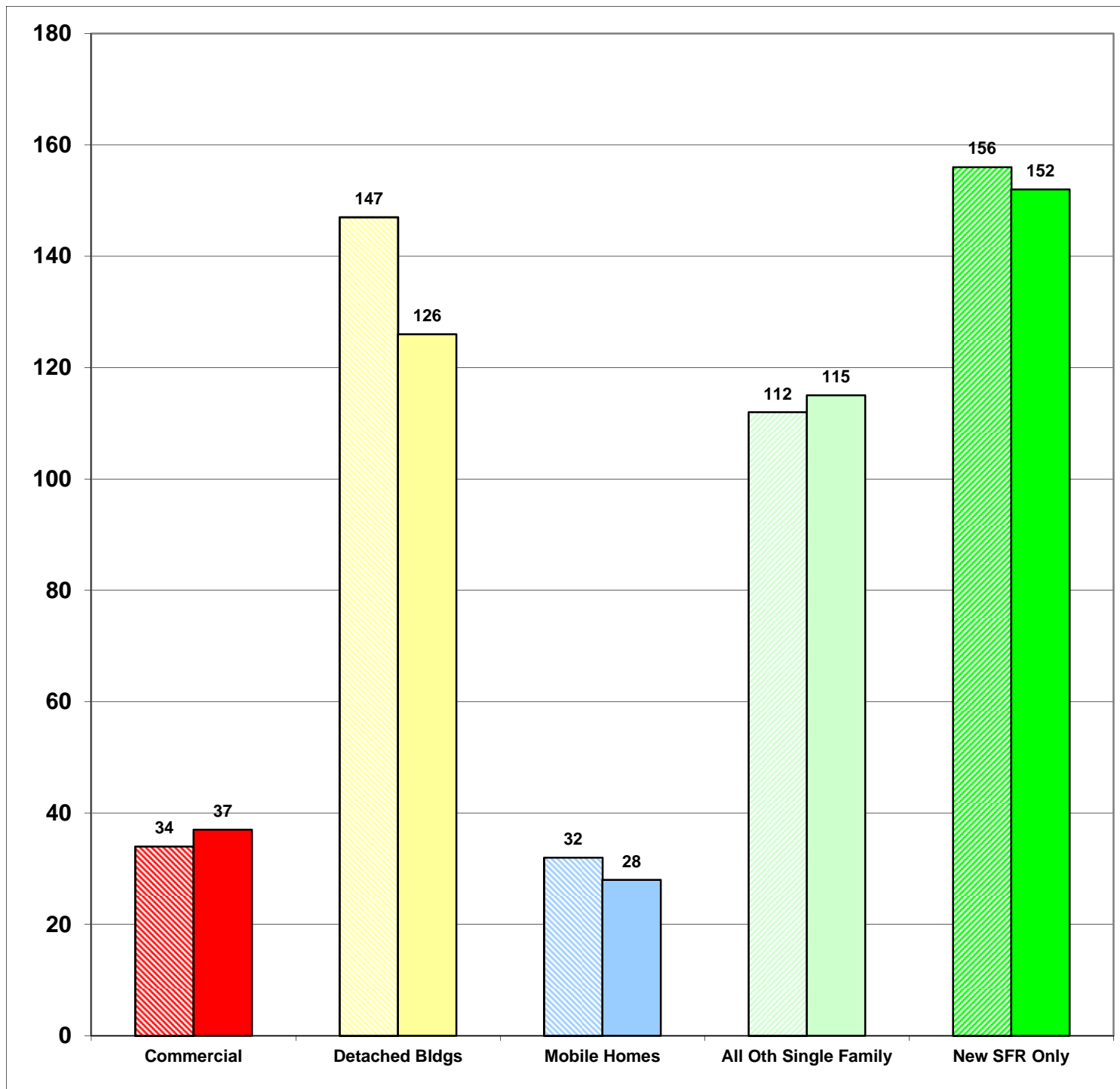
**Comparing
2015 to 2016**

**2015 481
2016 458**

-5%

Total Increase

Stripe = 2015 Solid = 2016





YEAR TO DATE

**BLDG PERMITS
APPLIED FOR**

JAN - DEC

**Comparing
2015 to 2016**

2015 509

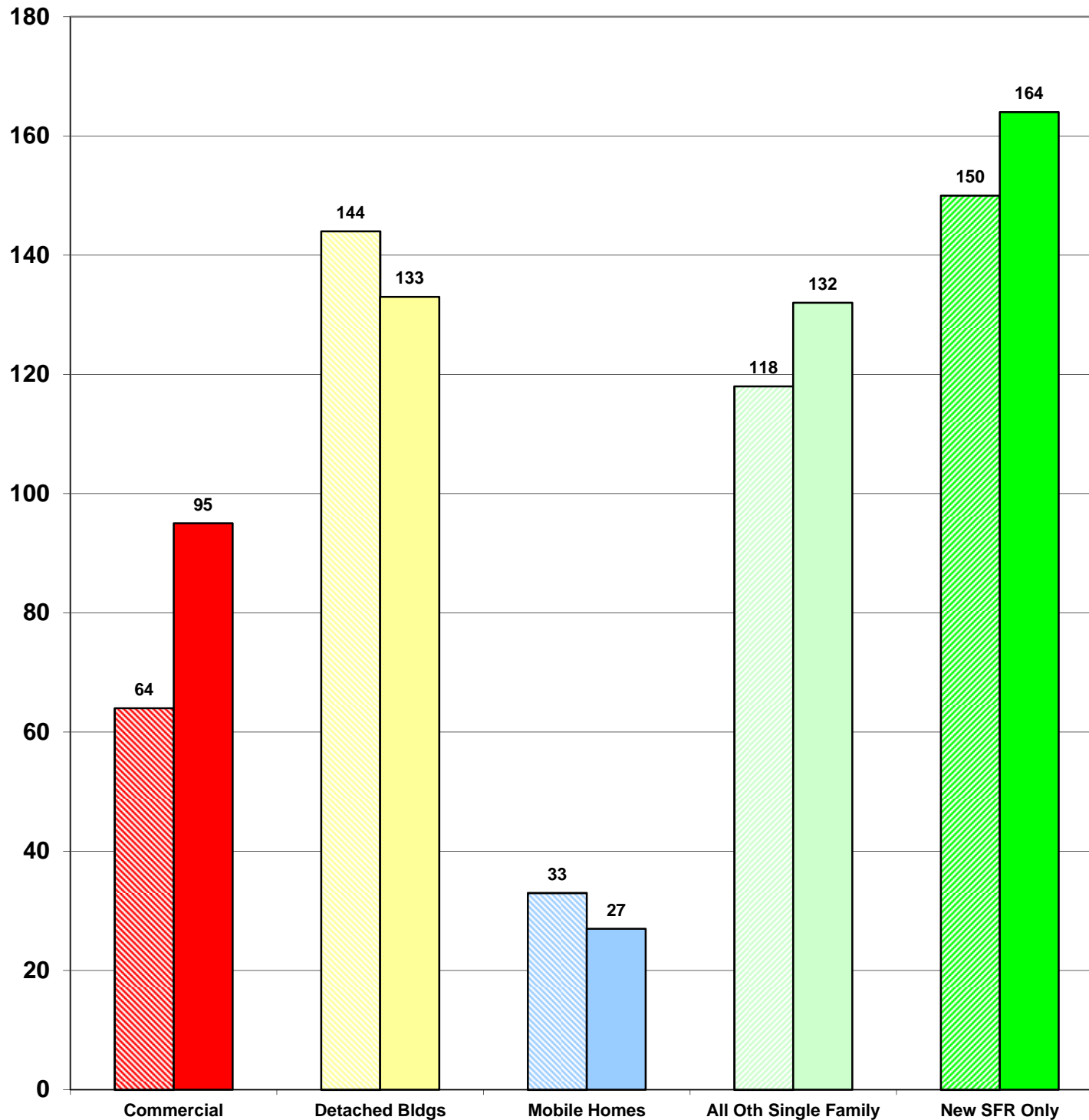
2016 551

8%

Total Increase

Stripe = 2015 Solid = 2016

**Year to Date Report
July-16**





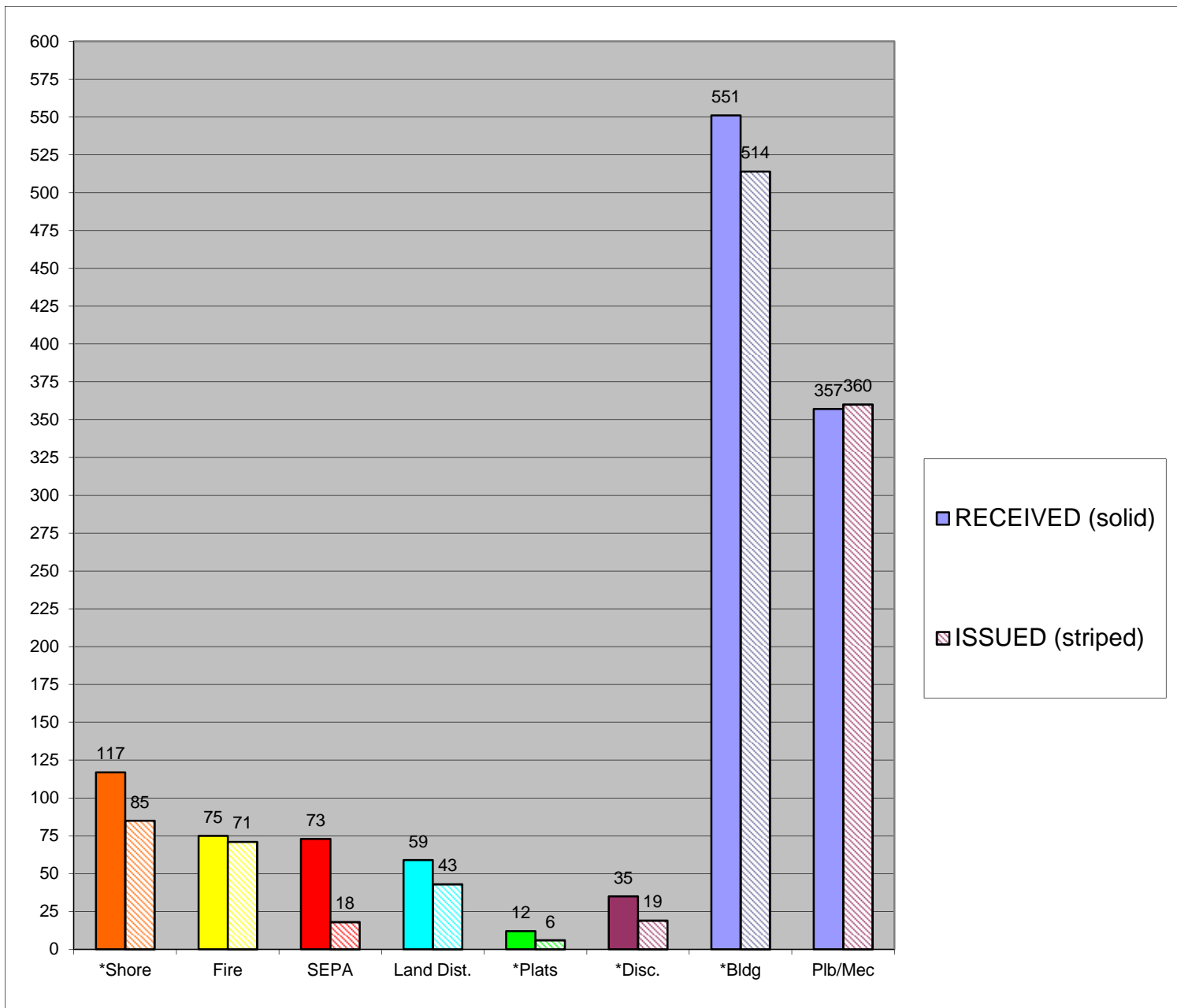
YEAR TO DATE

**CASES
RECEIVED
and
ISSUED**

JAN - DEC

Stripe = Issued
Solid = Received

Year to Date Report
July-16



*Shore = SHC, SHR, SHV, SHX

*Plats = LSS, SSS, BSP, PUD, MDP

*Disc = ADM, APL, CUP, NON, VAR

*Bldg = COM, DET, MOB, SFR