

Permit Activity, August 16

WHATCOM COUNTY PLANNING & DEVELOPMENT
August



CURRENT MONTH		
SINGLE FAMILY RESIDENCES	ISSUED	VALUATION
NEW - RESIDENTIAL	29	7,951,857
NEW - DUPLEX		
ADDITION/REMODEL	12	858,316
CONVERT TO LIVING		
DEMOLITION (SINGLE FAMILY)	2	32,250
MOVE TO SITE		
REPLACE/REPAIR		
RE-ROOF / SIDE ONLY		
TOTAL	43	\$8,842,423.00

MOBILE HOMES		
	ISSUED	VALUATION
NEW - MOBILE HOME	6	346,716
ADDITION TO MOB		
CONVERT TO STORAGE		
REPLACEMENT	1	169,000
TEMP MOBILE		
TOTAL	7	\$515,716.00

DETACHED BUILDINGS		
	ISSUED	VALUATION
NEW - AG BARN / STORAGE	3	275,840
NEW - GARAGE	2	33,600
NEW - OTHER TYPE BLDG		
NEW - OTHER TYPE STRUCTURES	4	153,110
NEW - STORAGE	9	300,134
ADDITION / REMODEL	1	25,600
CONVERT TO OTHER		
DEMOLITION (DETACHED)	6	54,500
MOVE TO SITE		
REPLACE / REPAIR	5	106,320
RE-ROOF ONLY		
TOTAL	30	\$949,104.00

COMMERCIAL		
	ISSUED	VALUATION
NEW - 3 - 4 UNIT APARTMENTS		
NEW - 5 + UNIT APARTMENTS		
NEW - AIRPORT FACILITIES		
NEW - AMUSEMENT, SOCIAL, REC		
NEW - CHURCHES & OTH RELIGIOUS		
NEW - FIRE STATIONS / MEDIC ONE		
NEW - HOSPITALS / INSTITUTIONAL		
NEW - HOTEL / MOTEL / TOUR. CAB		
NEW - INDUSTRIAL	2	220,671
NEW - MIXED USE		
NEW - OFFICE, BANKS, PROF		
NEW - OTHER PORTABLES		
NEW - OTHER TYPE BLDGS		
NEW - OTHER TYPE STRUCTURES	5	218,000
NEW - PORTABLE CLASSROOM		
NEW - PUBLIC WORKS & UTILITY		
NEW - SCHOOLS & OTHER ED		
NEW - STORAGE BLDGS		
NEW - STORES & CUSTOMER SERV		
NEW - WAREHOUSE		
ADDITION / REMODEL	4	543,955
CHANGE OF USE / TEN IMPROV / OCC	1	500
CONVERT	3	169,096
DEMOLITION (COMMERCIAL)		
MOVE TO SITE	1	6,416
REPLACE / REPAIR	5	1,309,000
RE-ROOF ONLY		
TOTAL	21	\$2,467,638.00

MONTHLY TOTAL	
ISSUED	VALUATION
101	\$12,774,881.00

YEAR TO DATE	
ISSUED	VALUATION
180	55,239,721
93	5,298,088
1	6,275
14	108,035
2	77,261
18	1,430,501
308	\$62,159,880.50

MOB	
ISSUED	VALUATION
27	1,160,414
8	400,559
35	\$1,560,973.00

DET	
ISSUED	VALUATION
15	2,126,056
18	674,357
3	39,940
13	1,024,722
67	2,865,393
9	339,880
18	102,919
14	362,270
1	15,200
158	\$7,550,737.00

COM	
ISSUED	VALUATION
1	276,777
10	4,376,823
1	60,000
1	100,000
19	1,888,666
1	40,000
6	795,244
2	14,000
3	2,038,128
25	1,957,409
7	213,500
12	541,796
3	30,166
1	6,416
19	7,312,277
1	2,000
112	\$19,653,202.18

YEARLY TOTAL	
ISSUED	VALUATION
613	\$90,924,792.68



YEAR TO DATE

**BLDG PERMITS
 VALUATION**

in thousands

August

Comparing
 2015 to 2016

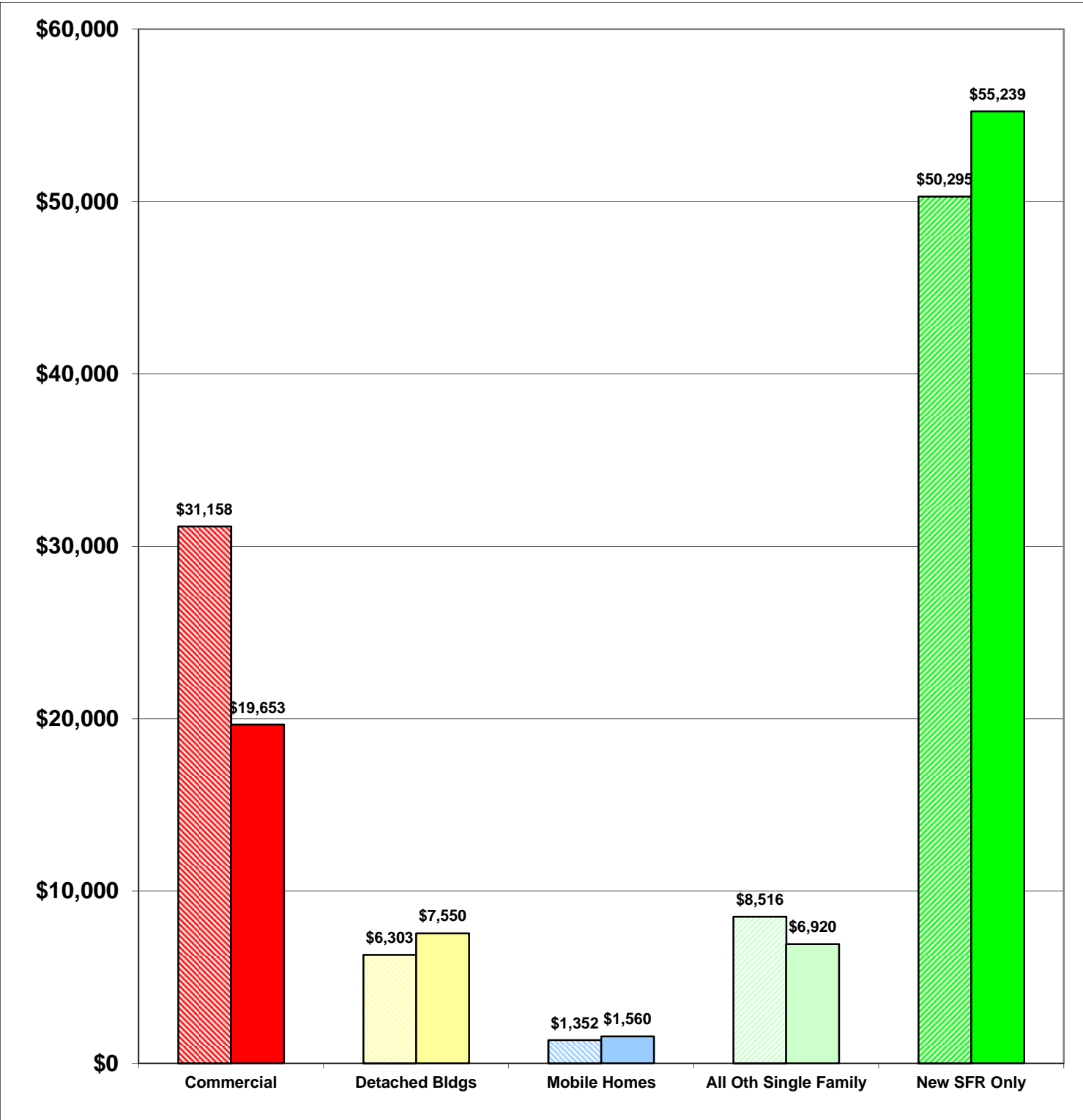
2015 \$97,624
2016 \$90,922

-7%

Total Increase

Stripe = 2015 Solid = 2016

Year to Date Valuation Report
 August-16





BLDG PERMITS ISSUED

August

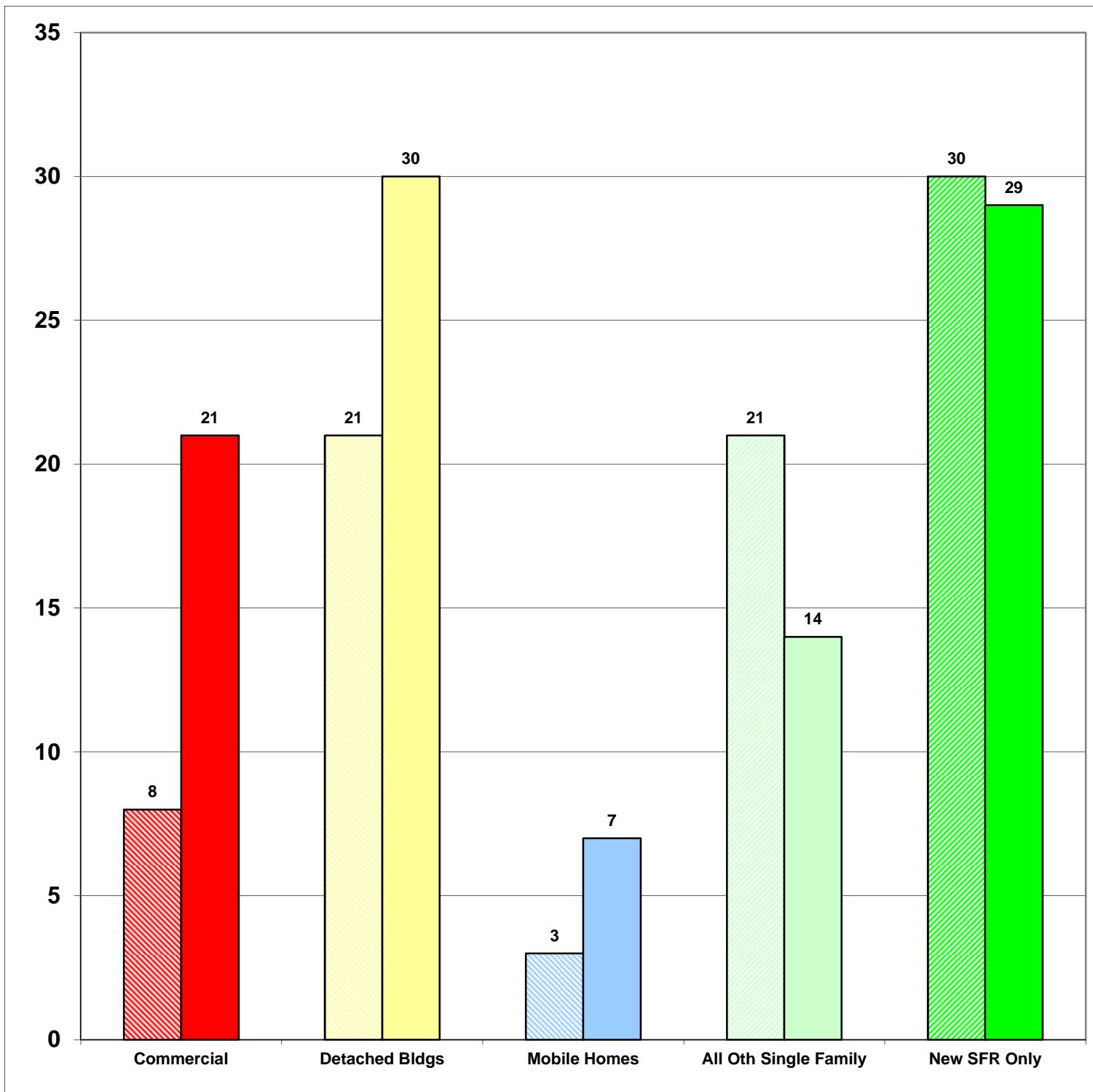
Comparing
2015 to 2016

Aug-15 83
Aug-16 101

22%
Total Increase

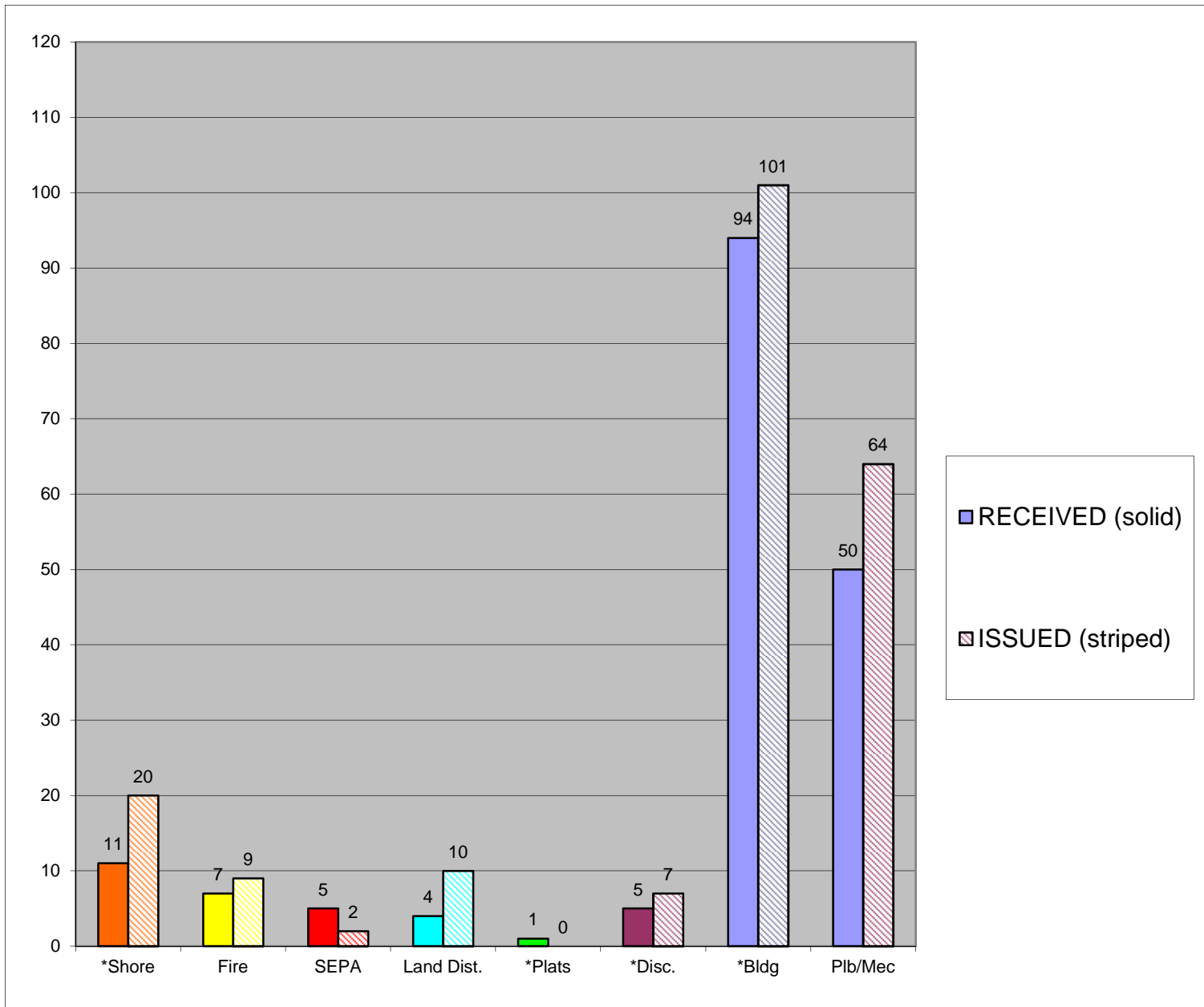
Stripe = 2015 Solid = 2016

Monthly Report
August-16





**CASES
 RECEIVED
 and
 ISSUED
 2015 to 2016
 August**



Stripe = Issued
 Solid = Received

Monthly Permit Report
 August-16

*Shore = SHC, SHR, SHV, SHX
 *Plats = LSS, SSS, BSP, PUD, MDP
 *Disc = ADM, APL, CUP, NON, VAR
 *Bldg = COM, DET, MOB, SFR



YEAR TO DATE

**BLDG PERMITS
ISSUED**

JAN - DEC

**Comparing
2015 to 2016**

2015 561

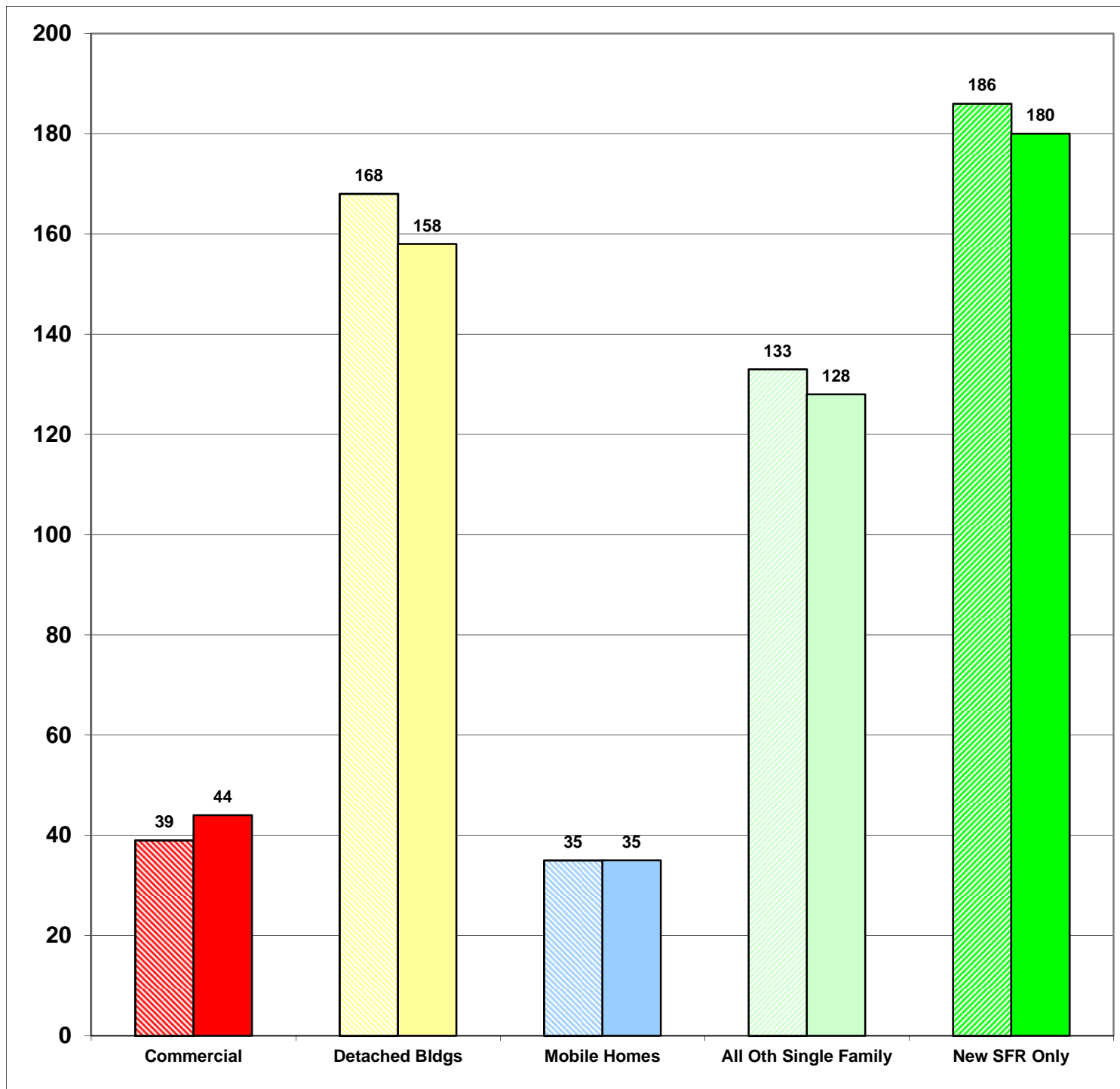
2016 545

-3%

Total Increase

Stripe = 2015 Solid = 2016

Year to Date Report
August-16





YEAR TO DATE

**BLDG PERMITS
APPLIED FOR**

JAN - DEC

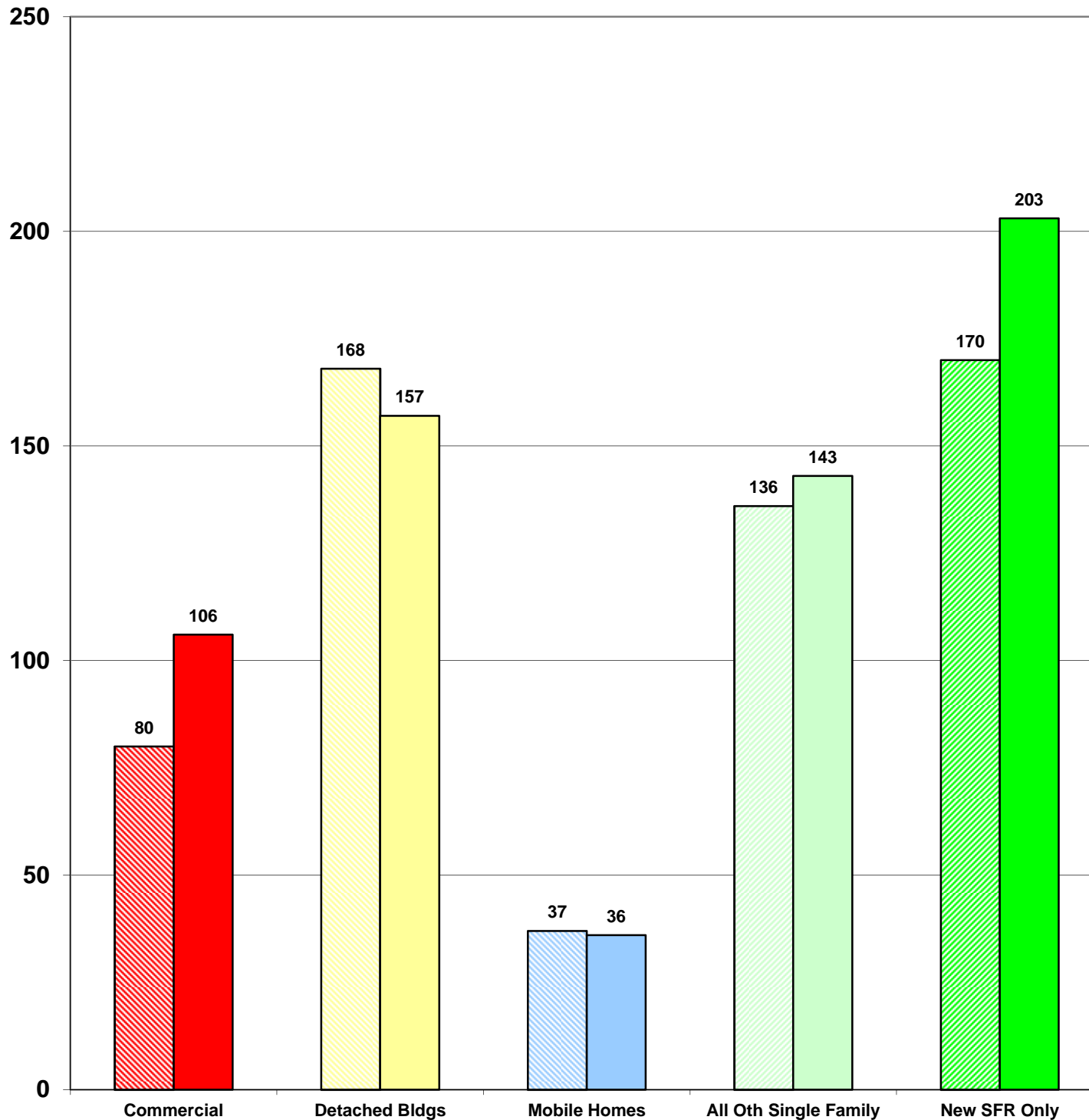
**Comparing
2015 to 2016**

**2015 591
2016 645**

**9%
Total Increase**

Stripe = 2015 Solid = 2016

**Year to Date Report
August-16**

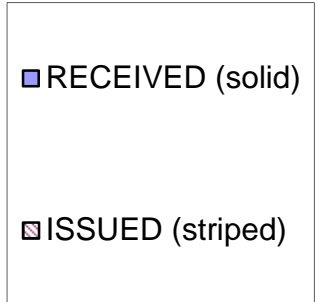
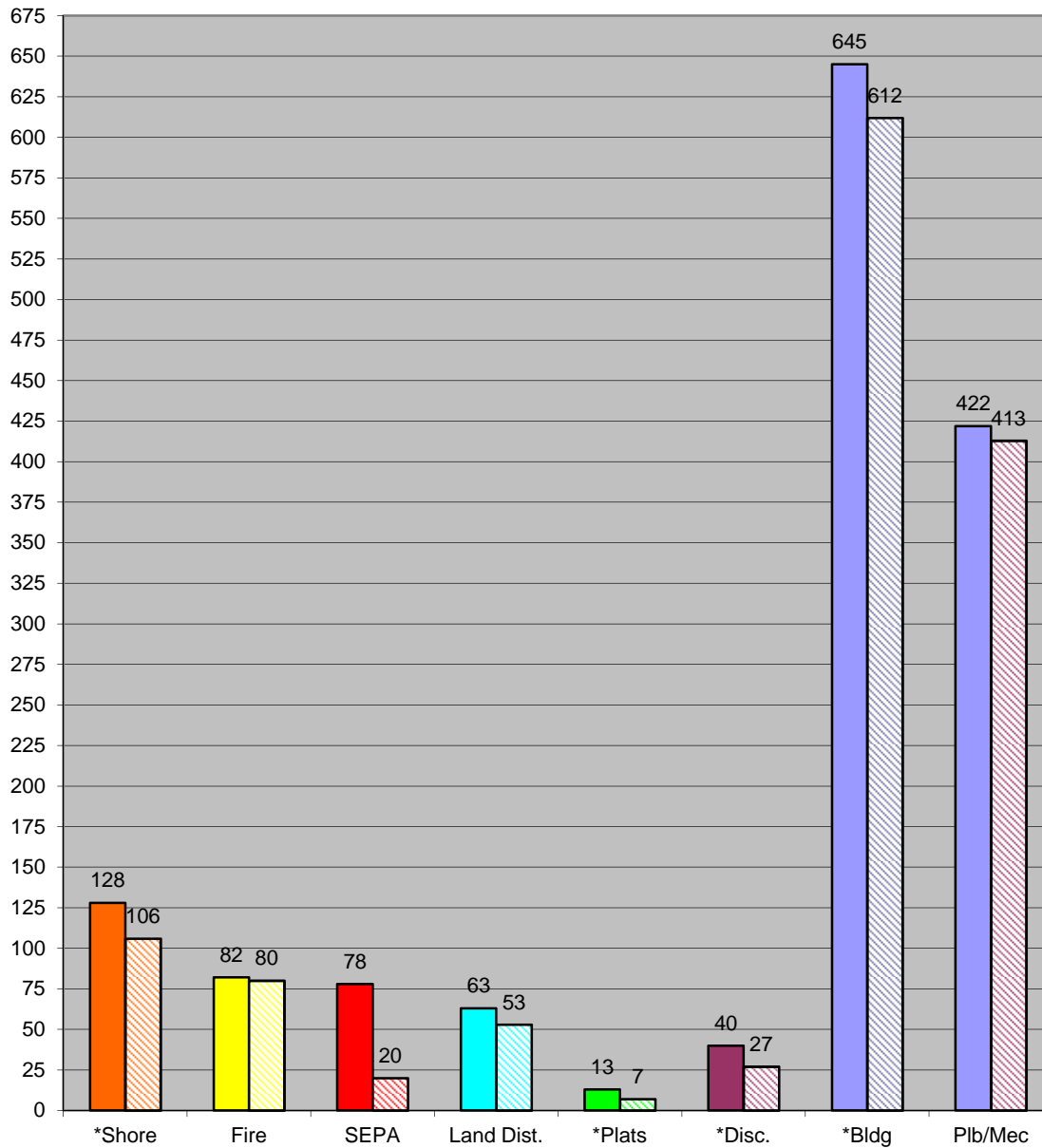




YEAR TO DATE

**CASES
 RECEIVED
 and
 ISSUED**

JAN - DEC



Stripe = Issued
Solid = Received

Year to Date Report
 August-16

- *Shore = SHC, SHR, SHV, SHX
- *Plats = LSS, SSS, BSP, PUD, MDP
- *Disc = ADM, APL, CUP, NON, VAR
- *Bldg = COM, DET, MOB, SFR