

# Permit Activity, October 16

WHATCOM COUNTY PLANNING & DEVELOPMENT  
October



CURRENT MONTH		
SINGLE FAMILY RESIDENCES	ISSUED	VALUATION
NEW - RESIDENTIAL	15	4,262,696
NEW - DUPLEX		
ADDITION/REMODEL	11	879,591
CONVERT TO LIVING		
DEMOLITION (SINGLE FAMILY)		
MOVE TO SITE		
REPLACE/REPAIR	2	37,032
RE-ROOF / SIDE ONLY		
<b>TOTAL</b>	<b>28</b>	<b>\$5,179,319.00</b>

MOBILE HOMES	ISSUED	VALUATION
NEW - MOBILE HOME	2	53,661
ADDITION TO MOB		
CONVERT TO STORAGE		
REPLACEMENT		
TEMP MOBILE		
<b>TOTAL</b>	<b>2</b>	<b>\$53,661.00</b>

DETACHED BUILDINGS	ISSUED	VALUATION
NEW - AG BARN / STORAGE	2	104,400
NEW - GARAGE	6	147,301
NEW - OTHER TYPE BLDG		
NEW - OTHER TYPE STRUCTURES	2	11,806
NEW - STORAGE	10	461,262
ADDITION / REMODEL	1	9,600
CONVERT TO OTHER		
DEMOLITION (DETACHED)	1	3,000
MOVE TO SITE		
REPLACE / REPAIR	1	880
RE-ROOF ONLY		
<b>TOTAL</b>	<b>23</b>	<b>\$738,249.00</b>

COMMERCIAL	ISSUED	VALUATION
NEW - 3 - 4 UNIT APARTMENTS		
NEW - 5 + UNIT APARTMENTS		
NEW - AIRPORT FACILITIES		
NEW - AMUSEMENT, SOCIAL, REC		
NEW - CHURCHES & OTH RELIGIOUS		
NEW - FIRE STATIONS / MEDIC ONE		
NEW - HOSPITALS / INSTITUTIONAL		
NEW - HOTEL / MOTEL / TOUR. CAB		
NEW - INDUSTRIAL	1	910,000
NEW - MIXED USE		
NEW - OFFICE, BANKS, PROF		
NEW - OTHER PORTABLES		
NEW - OTHER TYPE BLDGS	1	7,500
NEW - OTHER TYPE STRUCTURES	3	14,000
NEW - PORTABLE CLASSROOM		
NEW - PUBLIC WORKS & UTILITY		
NEW - SCHOOLS & OTHER ED		
NEW - STORAGE BLDGS		
NEW - STORES & CUSTOMER SERV	1	355,365
NEW - WAREHOUSE	1	1,000
ADDITION / REMODEL	3	140,500
CHANGE OF USE / TEN IMPROV / OCC	1	50
CONVERT		
DEMOLITION (COMMERCIAL)		
MOVE TO SITE		
REPLACE / REPAIR	4	1,974,971
RE-ROOF ONLY		
<b>TOTAL</b>	<b>15</b>	<b>\$3,403,386.00</b>

MONTHLY TOTAL	
ISSUED	VALUATION
68	\$9,374,615.00

YEAR TO DATE	
ISSUED	VALUATION
226	68,344,993
1	410,616
112	6,771,902
1	6,275
16	123,035
2	77,261
21	1,527,723
<b>379</b>	<b>\$77,261,804.50</b>

MOB	ISSUED	VALUATION
34	1,463,788	
9	436,922	
<b>43</b>	<b>\$1,900,710.00</b>	

DET	ISSUED	VALUATION
20	2,690,936	
28	971,418	
4	40,588	
15	1,036,528	
93	3,857,505	
11	353,440	
19	105,919	
17	363,510	
1	15,200	
<b>208</b>	<b>\$9,435,044.00</b>	

COM	ISSUED	VALUATION
1	276,777	
10	5,910,003	
2	1,431,362	
1	25,000	
2	107,500	
26	3,808,096	
1	40,000	
7	1,023,644	
3	369,365	
4	2,039,128	
30	9,899,909	
9	214,550	
14	573,796	
3	30,166	
1	6,416	
24	7,472,277	
2	52,000	
<b>140</b>	<b>\$33,279,988.82</b>	

YEARLY TOTAL	
ISSUED	VALUATION
770	\$121,877,547.32



**YEAR TO DATE**

**BLDG PERMITS  
VALUATION**

in thousands

**October**

**Comparing  
2015 to 2016**

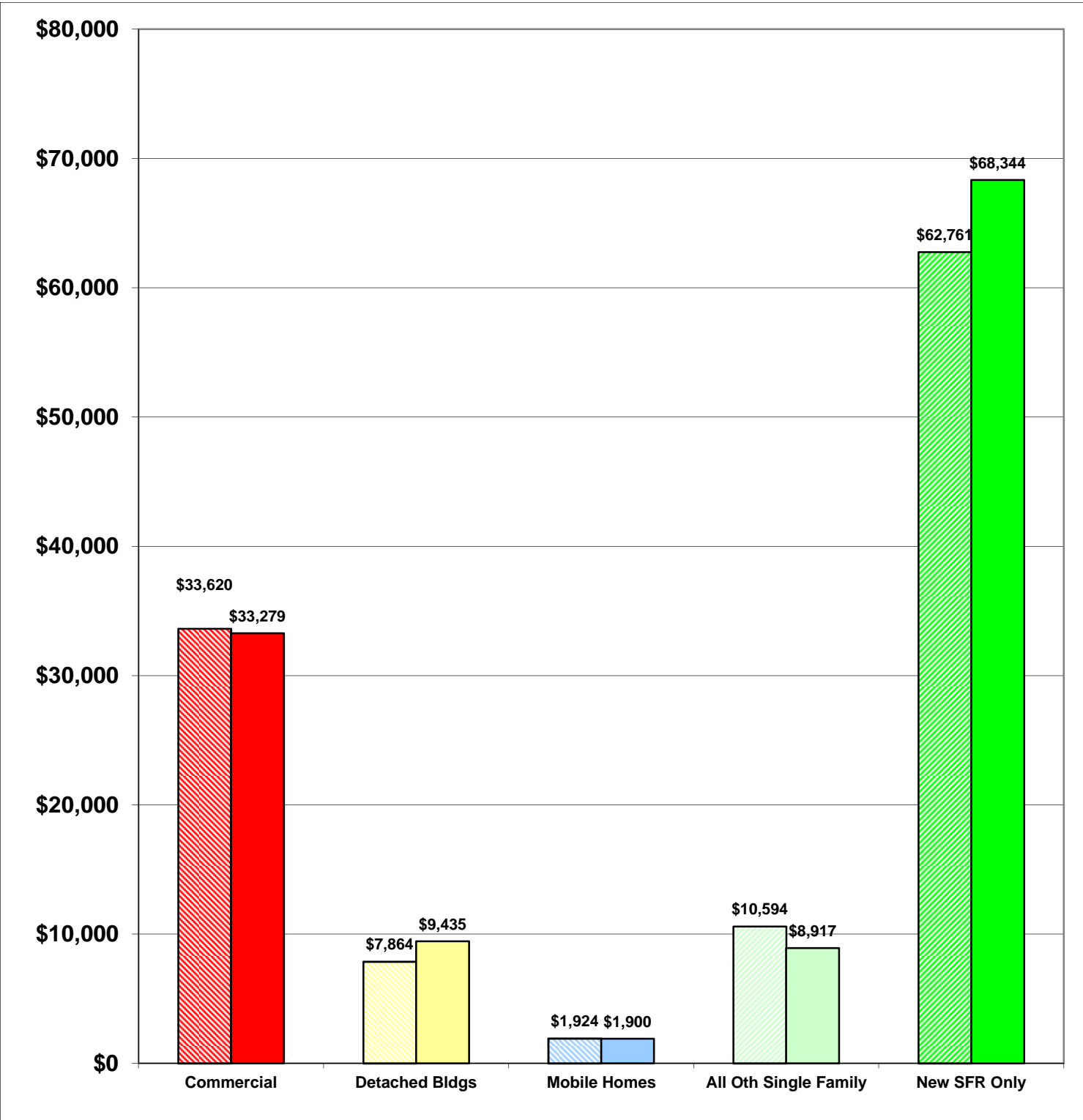
**2015     \$116,763  
2016     \$121,875**

**4%**

**Total Increase**

**Stripe = 2015    Solid = 2016**

Year to Date Valuation Report  
October-16





## BLDG PERMITS ISSUED

October

Comparing  
2015 to 2016

Oct-15     89

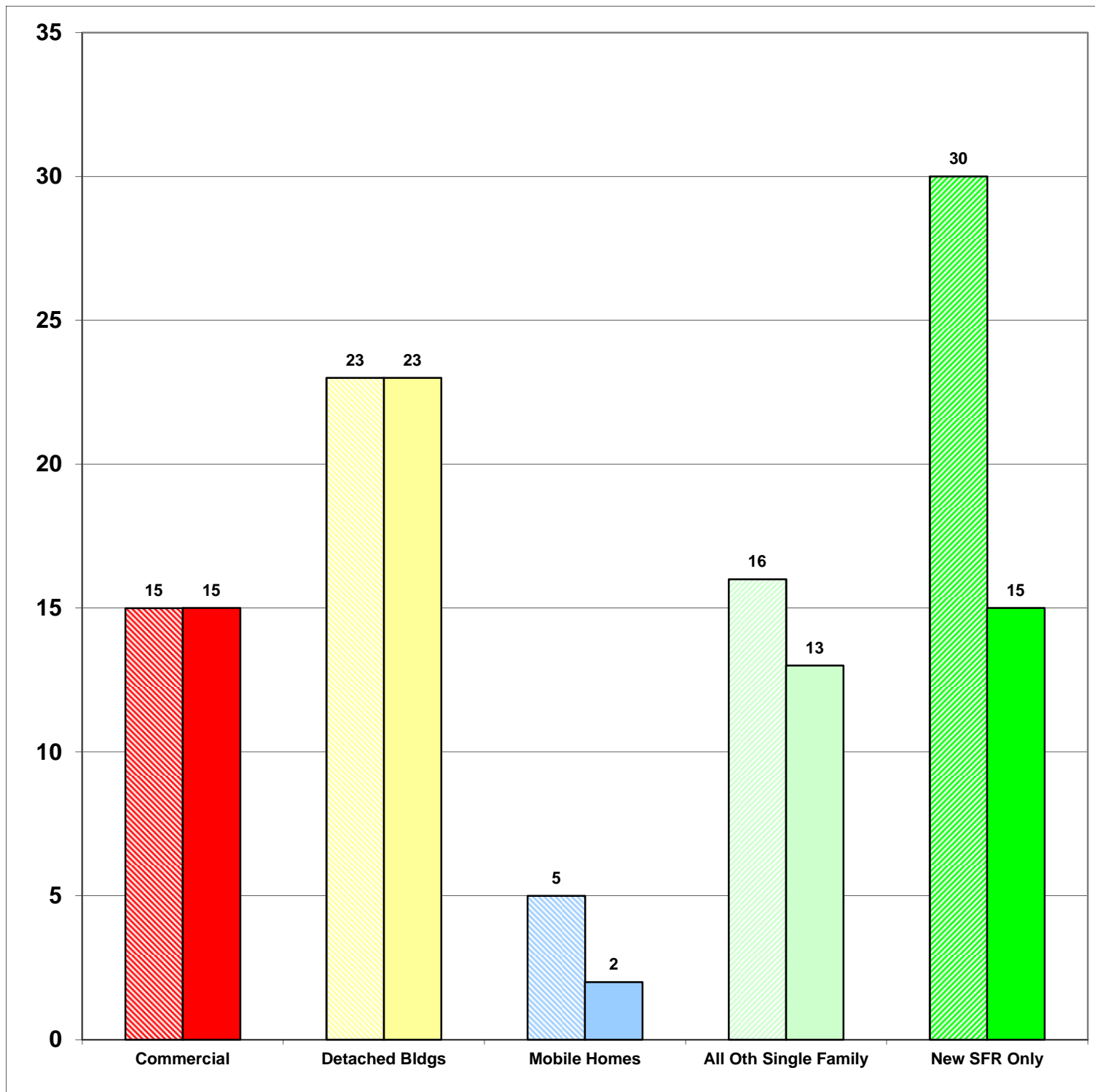
Oct-16     68

-24%

Total Increase

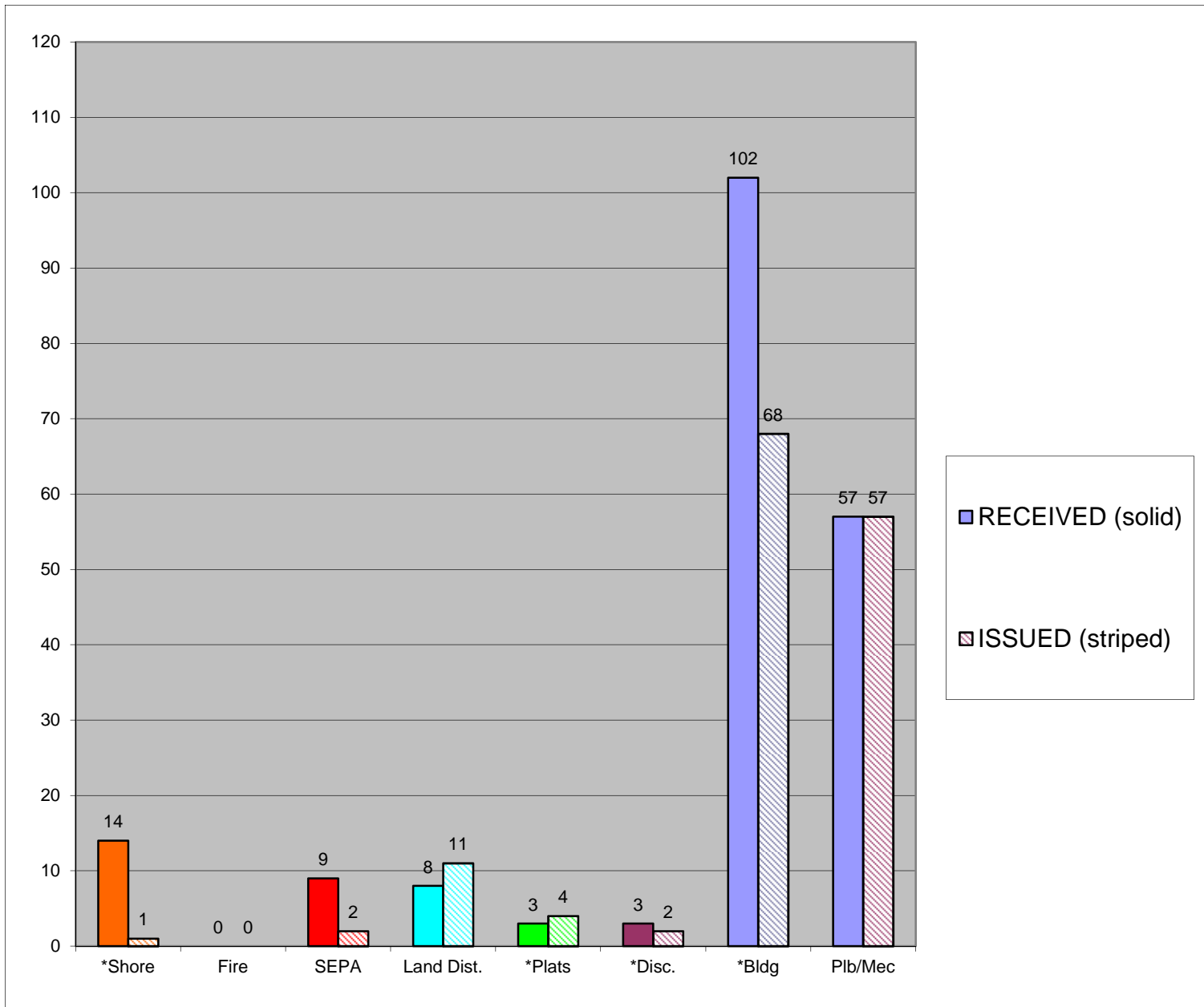
Stripe = 2015    Solid = 2016

Monthly Report  
October-16





**CASES  
 RECEIVED  
 and  
 ISSUED  
 2015 to 2016  
 October**



Stripe = Issued  
 Solid = Received

Monthly Permit Report  
 October-16

- \*Shore = SHC, SHR, SHV, SHX
- \*Plats = LSS, SSS, BSP, PUD, MDP
- \*Disc = ADM, APL, CUP, NON, VAR
- \*Bldg = COM, DET, MOB, SFR



**YEAR TO DATE**

**BLDG PERMITS  
ISSUED**

**JAN - DEC**

**Comparing  
2015 to 2016**

**2015      661**

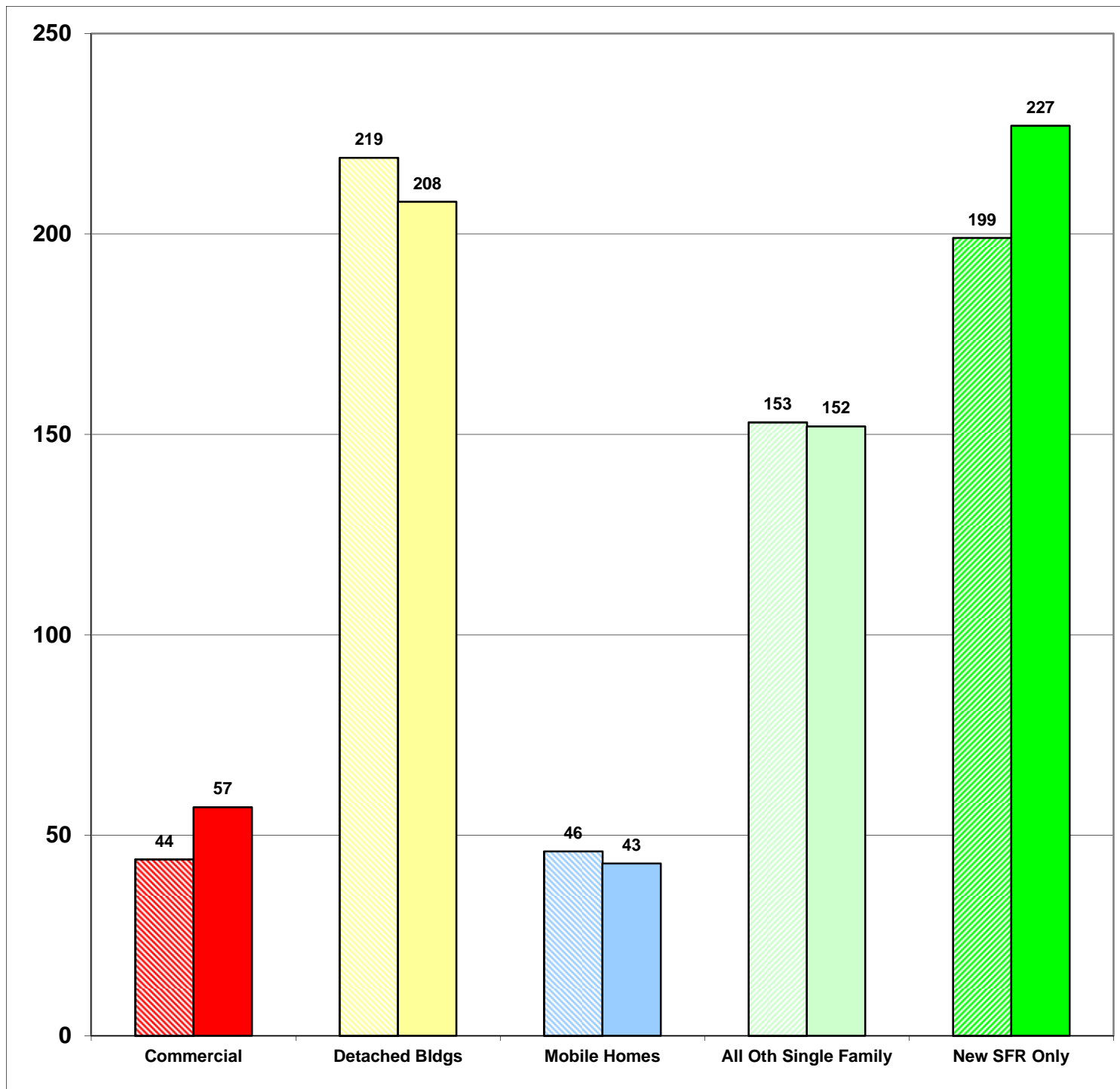
**2016      687**

**4%**

**Total Increase**

**Stripe = 2015    Solid = 2016**

Year to Date Report  
October-16





**YEAR TO DATE**

**BLDG PERMITS  
APPLIED FOR**

**JAN - DEC**

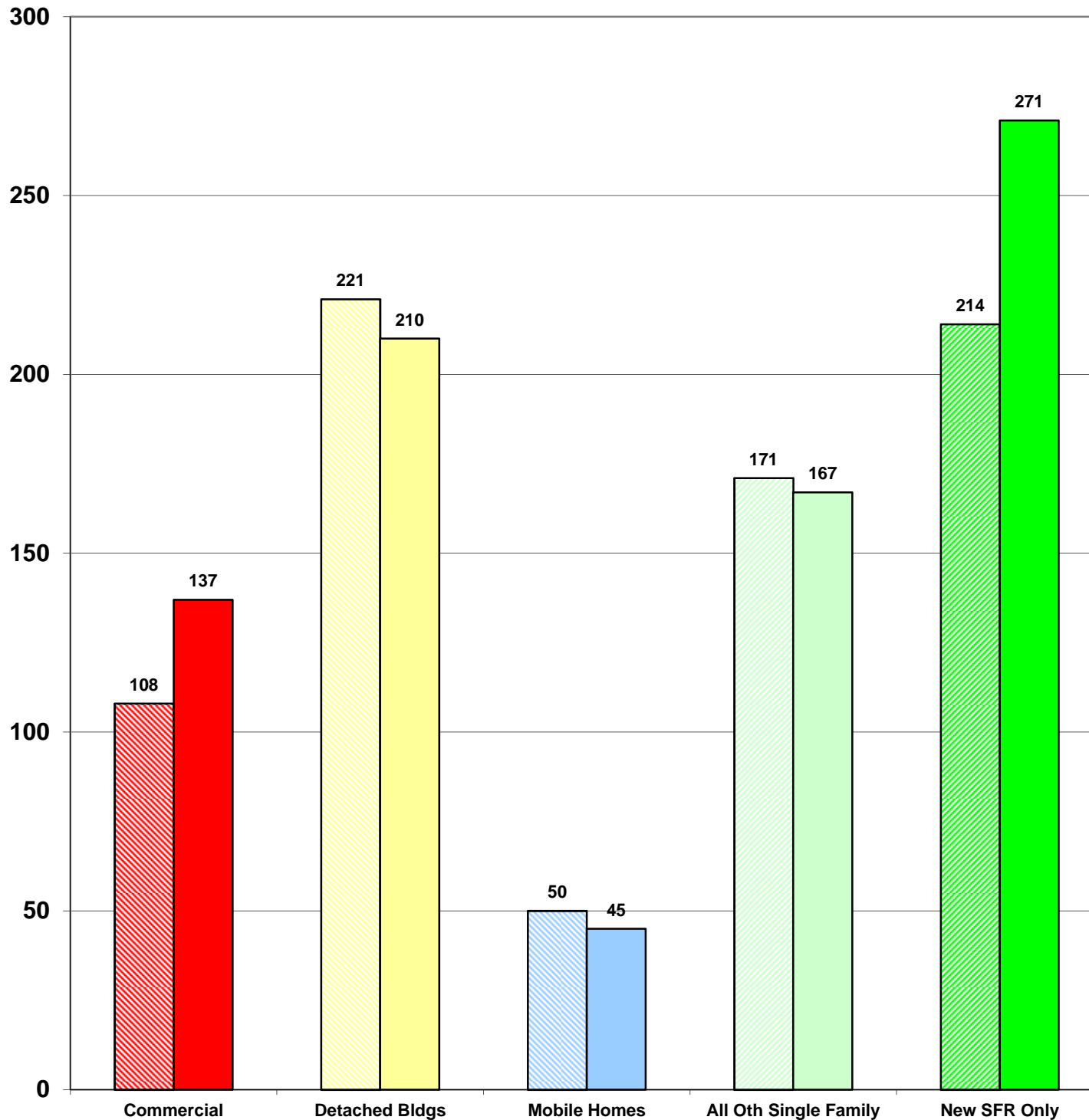
**Comparing  
2015 to 2016**

<b>2015</b>	<b>764</b>
<b>2016</b>	<b>830</b>

**9%  
Total Increase**

**Stripe = 2015    Solid = 2016**

Year to Date Report  
October-16





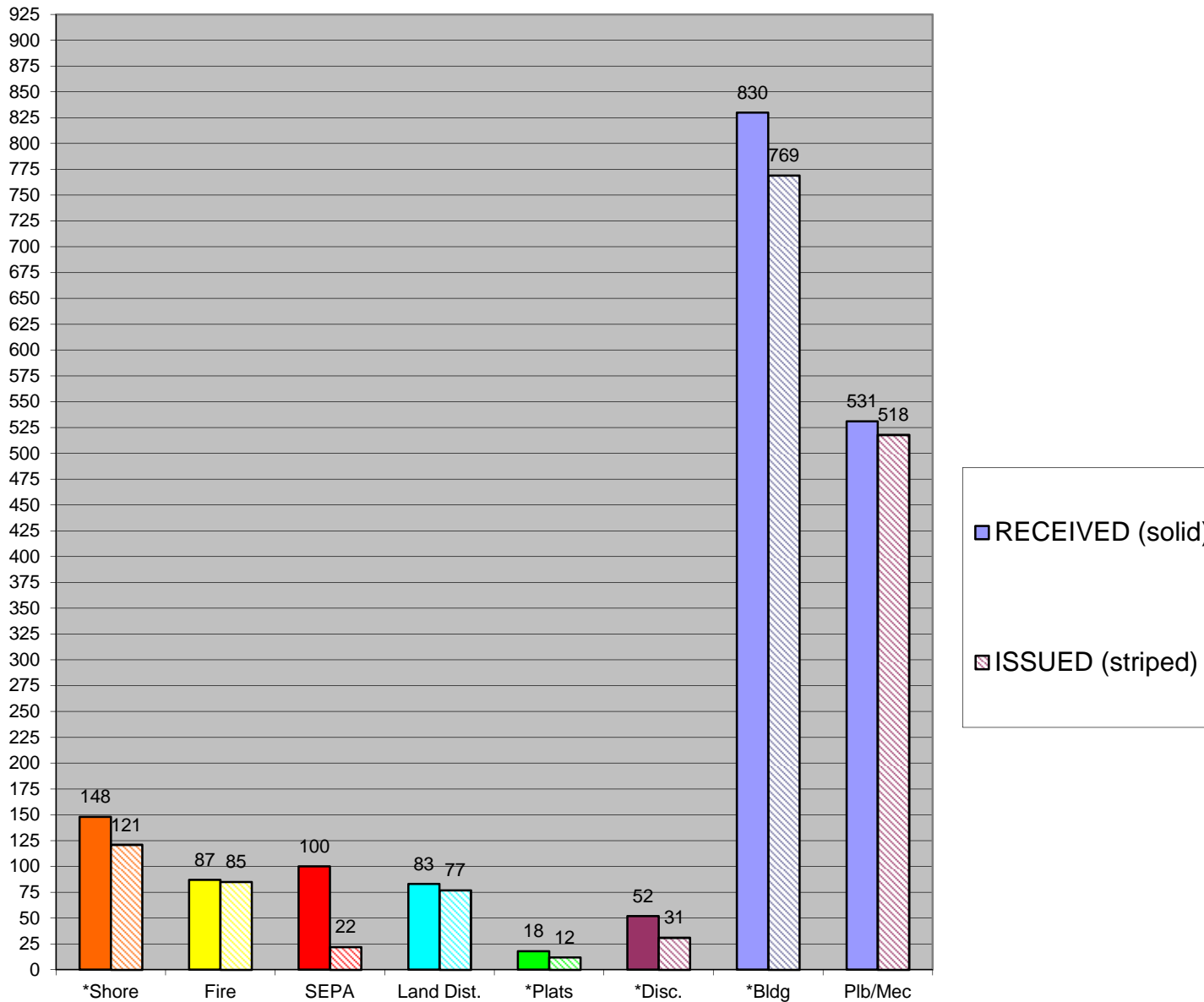
**YEAR TO DATE**

**CASES  
RECEIVED  
and  
ISSUED**

**JAN - DEC**

**Stripe = Issued**  
**Solid = Received**

Year to Date Report  
October-16



\*Shore = SHC, SHR, SHV, SHX

\*Plats = LSS, SSS, BSP, PUD, MDP

\*Disc = ADM, APL, CUP, NON, VAR

\*Bldg = COM, DET, MOB, SFR