

Permit Activity, November 16

WHATCOM COUNTY PLANNING & DEVELOPMENT
November



CURRENT MONTH		
SINGLE FAMILY RESIDENCES	ISSUED	VALUATION
NEW - RESIDENTIAL	33	10,632,574
NEW - DUPLEX		
ADDITION/REMODEL	4	300,000
CONVERT TO LIVING	1	200,970
DEMOLITION (SINGLE FAMILY)	5	21,000
MOVE TO SITE		
REPLACE/REPAIR		
RE-ROOF / SIDE ONLY		
TOTAL	43	\$11,154,544.00

MOBILE HOMES	ISSUED	VALUATION
NEW - MOBILE HOME	2	149,104
ADDITION TO MOB		
CONVERT TO STORAGE		
REPLACEMENT		
TEMP MOBILE		
TOTAL	2	\$149,104.00

DETACHED BUILDINGS	ISSUED	VALUATION
NEW - AG BARN / STORAGE	2	33,254
NEW - GARAGE	4	134,856
NEW - OTHER TYPE BLDG		
NEW - OTHER TYPE STRUCTURES	1	64,152
NEW - STORAGE	9	555,202
ADDITION / REMODEL	3	96,748
CONVERT TO OTHER		
DEMOLITION (DETACHED)		
MOVE TO SITE		
REPLACE / REPAIR		
RE-ROOF ONLY		
TOTAL	19	\$884,212.00

COMMERCIAL	ISSUED	VALUATION
NEW - 3 - 4 UNIT APARTMENTS		
NEW - 5 + UNIT APARTMENTS		
NEW - AIRPORT FACILITIES		
NEW - AMUSEMENT, SOCIAL, REC		
NEW - CHURCHES & OTH RELIGIOUS	1	1,875,000
NEW - FIRE STATIONS / MEDIC ONE		
NEW - HOSPITALS / INSTITUTIONAL		
NEW - HOTEL / MOTEL / TOUR. CAB		
NEW - INDUSTRIAL		
NEW - MIXED USE		
NEW - OFFICE, BANKS, PROF		
NEW - OTHER PORTABLES		
NEW - OTHER TYPE BLDGS	1	20,000
NEW - OTHER TYPE STRUCTURES	1	270,000
NEW - PORTABLE CLASSROOM		
NEW - PUBLIC WORKS & UTILITY		
NEW - SCHOOLS & OTHER ED		
NEW - STORAGE BLDGS		
NEW - STORES & CUSTOMER SERV		
NEW - WAREHOUSE	1	1,000
ADDITION / REMODEL	3	77,500
CHANGE OF USE / TEN IMPROV / OCC		
CONVERT	1	1,000
DEMOLITION (COMMERCIAL)	1	20,830
MOVE TO SITE		
REPLACE / REPAIR	4	46,500
RE-ROOF ONLY		
TOTAL	13	\$2,311,830.00

MONTHLY TOTAL	
ISSUED	VALUATION
77	\$14,499,690.00

YEAR TO DATE	
ISSUED	VALUATION
259	78,977,567
1	410,616
115	6,972,496
1	6,275
17	144,035
2	77,261
20	1,492,233
415	\$88,080,482.50

MOB	ISSUED	VALUATION
36	1,612,892	
9	436,922	
45	\$2,049,814.00	

DET	ISSUED	VALUATION
22	2,724,190	
32	1,106,274	
4	40,588	
16	1,100,680	
102	4,414,912	
14	450,188	
19	105,919	
17	363,510	
1	15,200	
227	\$10,321,461.00	

COM	ISSUED	VALUATION
2	2,151,777	
10	5,910,003	
2	1,431,362	
1	25,000	
3	127,500	
28	4,078,096	
1	40,000	
7	1,023,644	
3	369,365	
5	2,040,128	
33	9,977,409	
9	214,550	
14	574,796	
4	50,996	
1	6,416	
28	7,518,777	
2	52,000	
153	\$35,591,818.82	

YEARLY TOTAL	
ISSUED	VALUATION
840	\$136,043,576.32



YEAR TO DATE

**BLDG PERMITS
 VALUATION**

in thousands

November

**Comparing
 2015 to 2016**

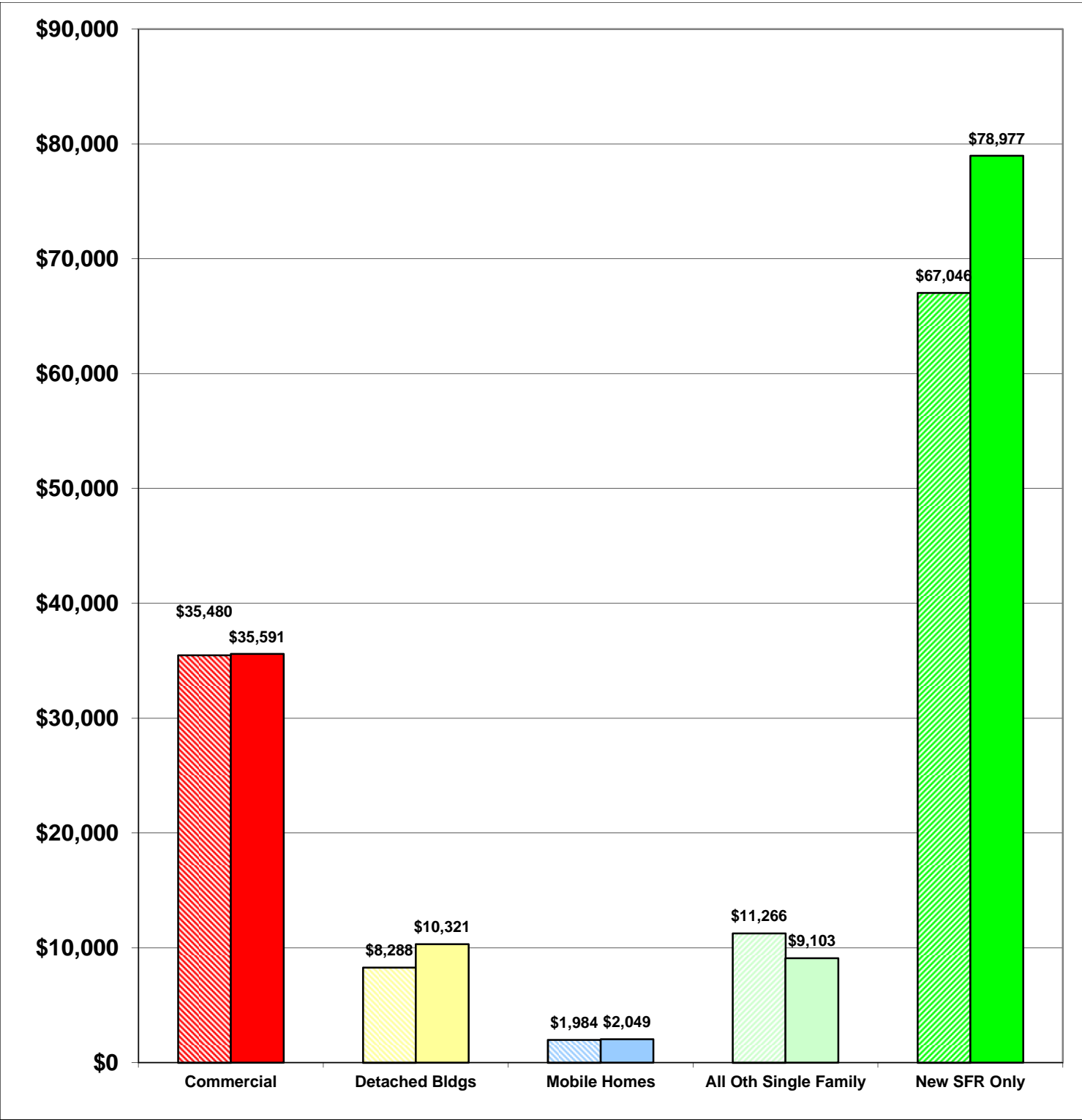
**2015 \$124,064
 2016 \$136,041**

10%

Total Increase

Stripe = 2015 Solid = 2016

Year to Date Valuation Report
 November-16





BLDG PERMITS ISSUED

November

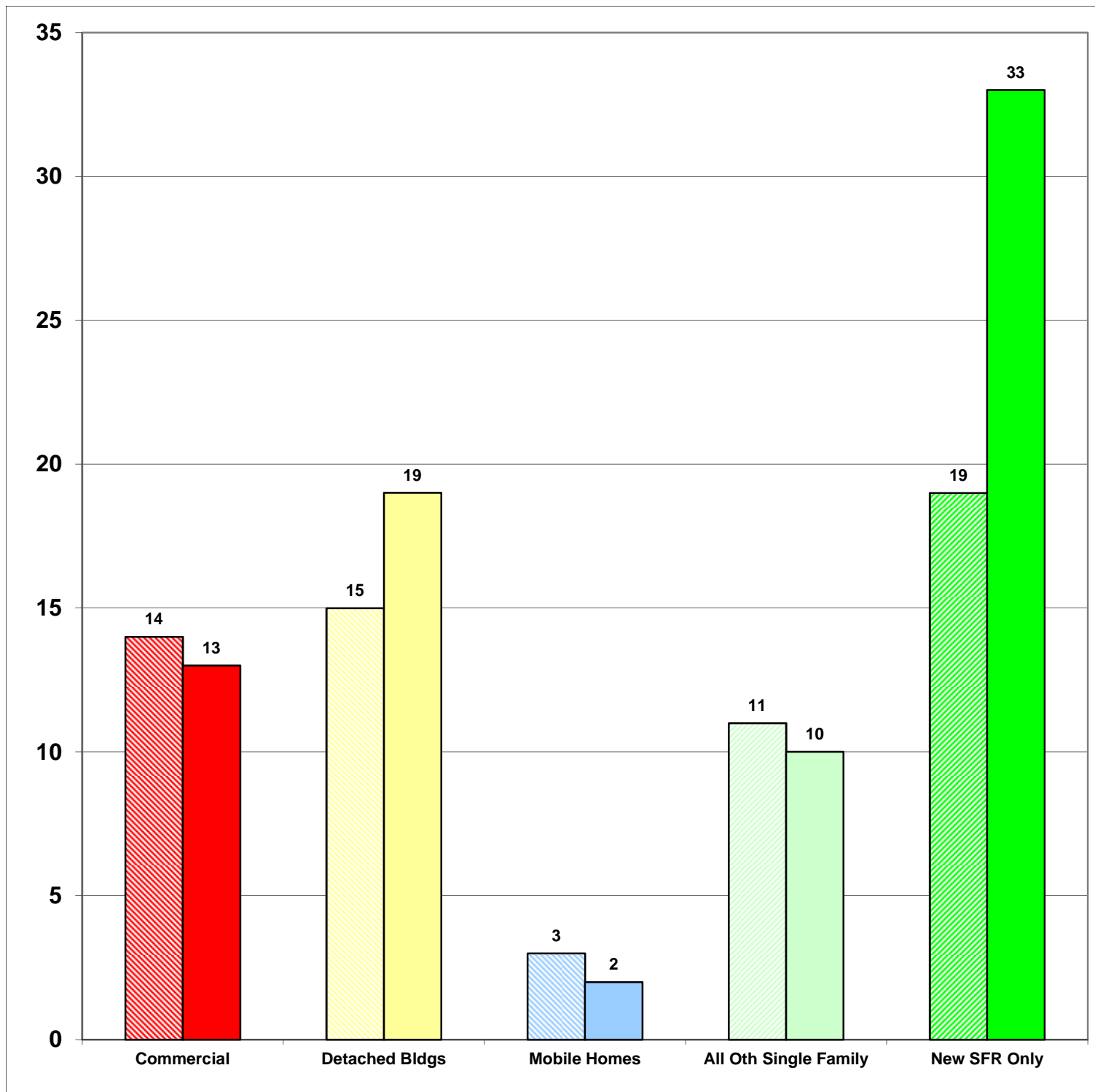
Comparing
2015 to 2016

Nov-15	62
Nov-16	77

24%
Total Increase

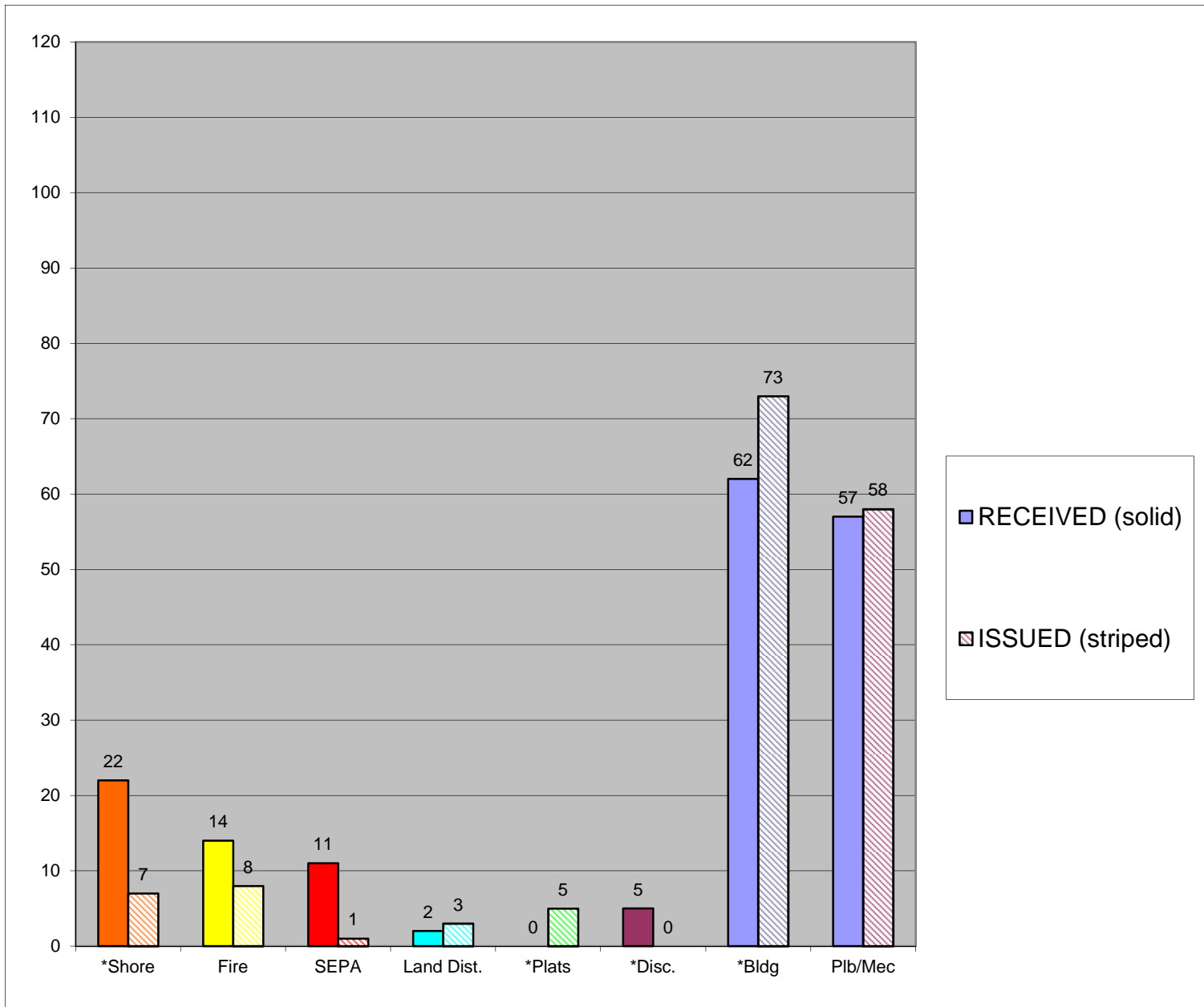
Stripe = 2015 Solid = 2016

Monthly Report
November-16





**CASES
 RECEIVED
 and
 ISSUED
 2015 to 2016
 November**



Stripe = Issued
 Solid = Received

Monthly Permit Report
 November-16

*Shore = SHC, SHR, SHV, SHX
 *Plats = LSS, SSS, BSP, PUD, MDP
 *Disc = ADM, APL, CUP, NON, VAR
 *Bldg = COM, DET, MOB, SFR



YEAR TO DATE

**BLDG PERMITS
ISSUED**

JAN - DEC

**Comparing
2015 to 2016**

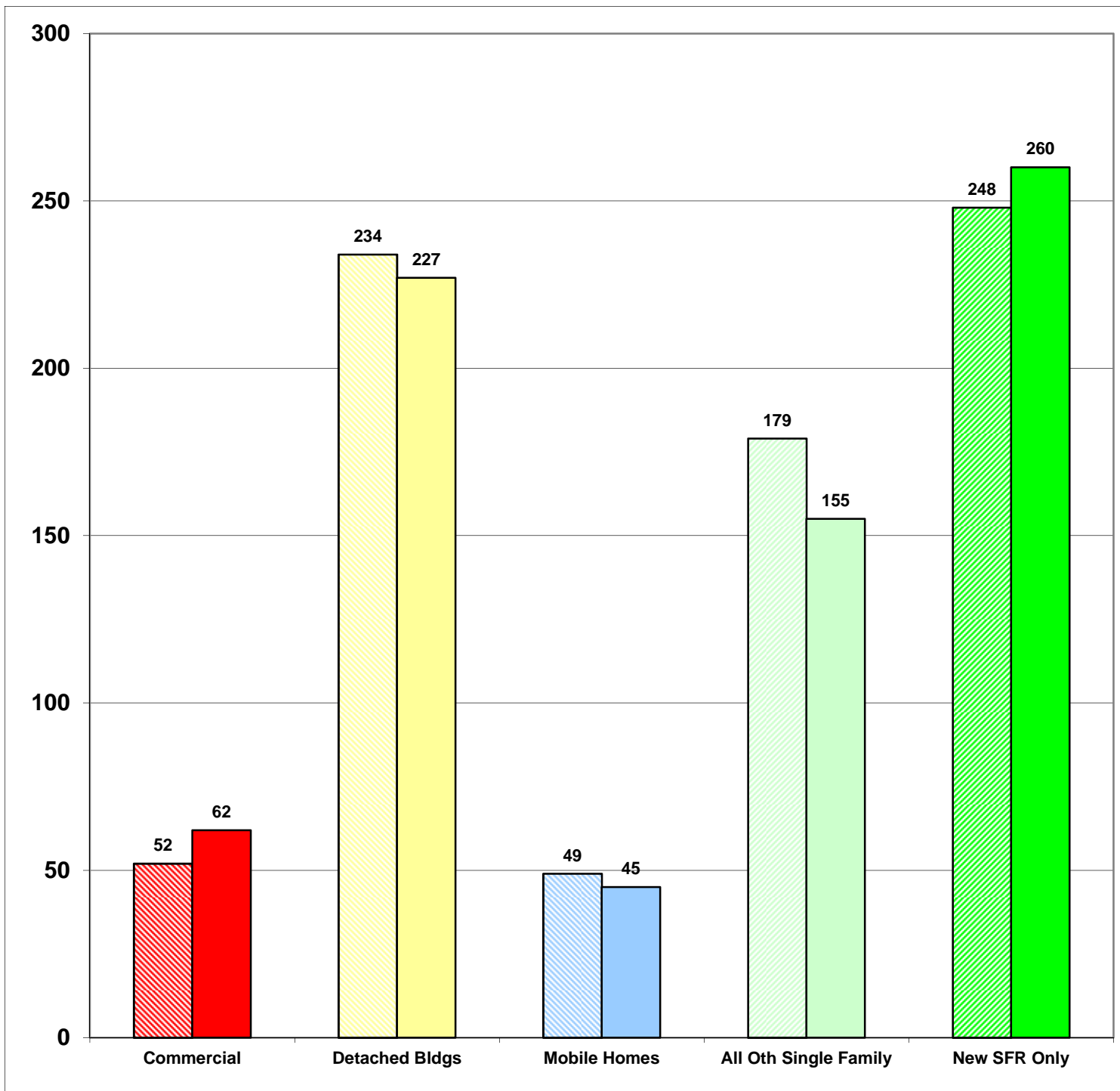
2015 762

2016 749

-2%

Total Increase

Stripe = 2015 Solid = 2016





YEAR TO DATE

**BLDG PERMITS
APPLIED FOR**

JAN - DEC

**Comparing
2015 to 2016**

2015 833

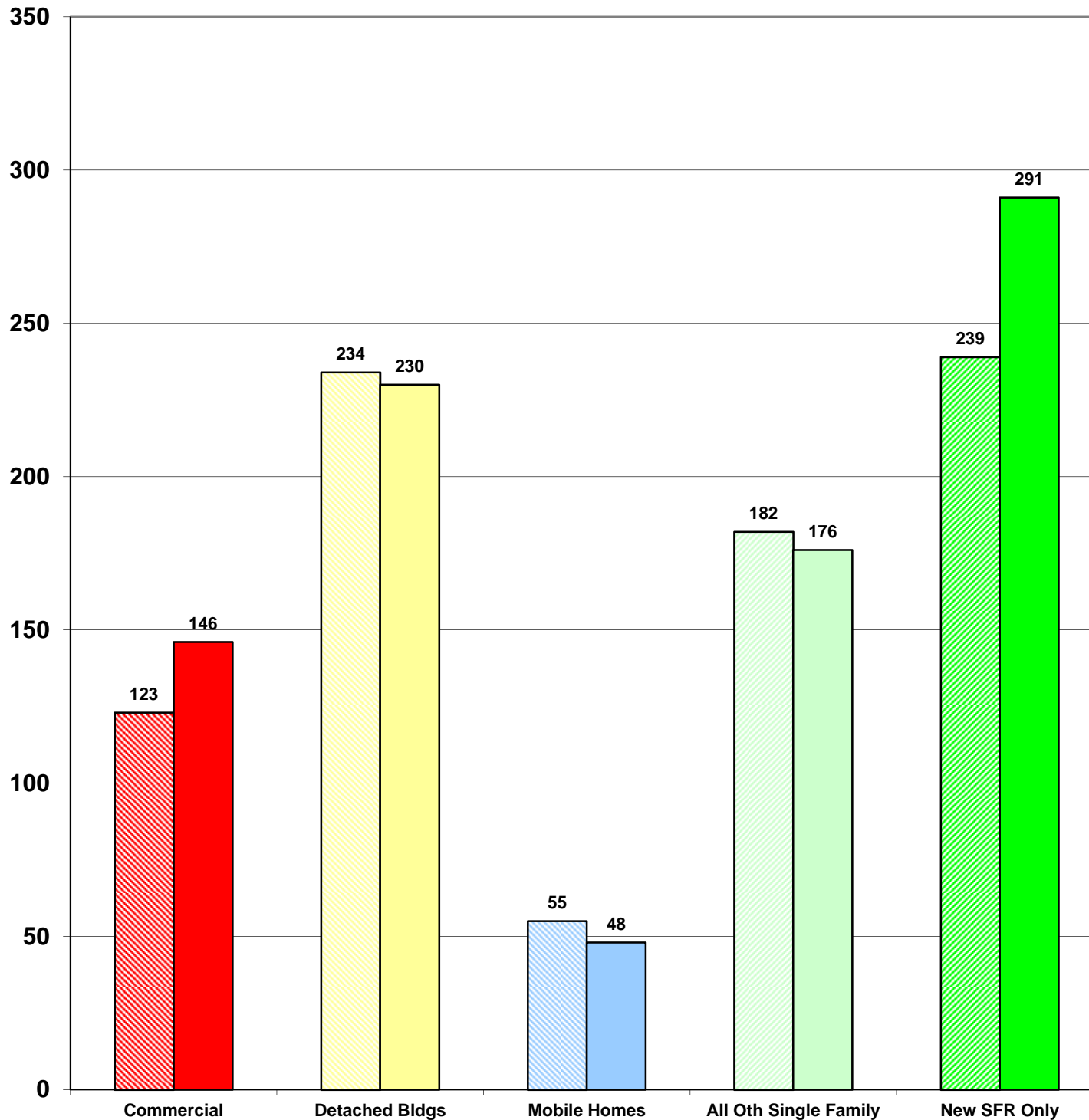
2016 891

7%

Total Increase

Stripe = 2015 Solid = 2016

**Year to Date Report
November-16**



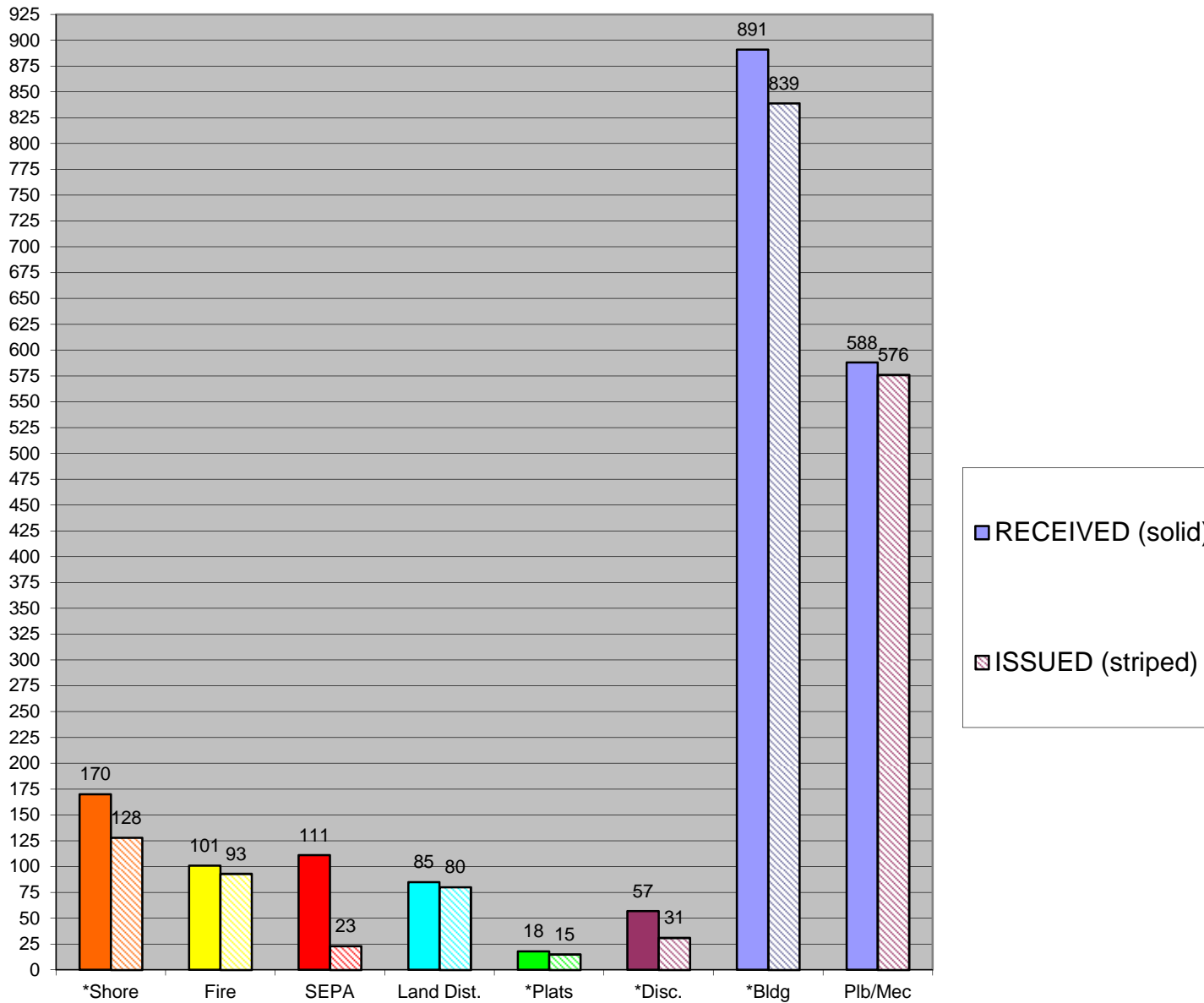


YEAR TO DATE

**CASES
 RECEIVED
 and
 ISSUED**

JAN - DEC

Stripe = Issued
 Solid = Received



Year to Date Report
 November-16

- *Shore = SHC, SHR, SHV, SHX
- *Plats = LSS, SSS, BSP, PUD, MDP
- *Disc = ADM, APL, CUP, NON, VAR
- *Bldg = COM, DET, MOB, SFR