

Permit Activity, December 16

WHATCOM COUNTY PLANNING & DEVELOPMENT
December



CURRENT MONTH		
SINGLE FAMILY RESIDENCES	ISSUED	VALUATION
NEW - RESIDENTIAL	21	5,473,987
NEW - DUPLEX		
ADDITION/REMODEL	16	1,218,444
CONVERT TO LIVING		
DEMOLITION (SINGLE FAMILY)		
MOVE TO SITE		
REPLACE/REPAIR	2	37,970
RE-ROOF / SIDE ONLY		
TOTAL	39	\$6,730,401.00

MOBILE HOMES		
	ISSUED	VALUATION
NEW - MOBILE HOME	4	251,723
ADDITION TO MOB		
CONVERT TO STORAGE		
REPLACEMENT	2	50,176
TEMP MOBILE		
TOTAL	6	\$301,899.00

DETACHED BUILDINGS		
	ISSUED	VALUATION
NEW - AG BARN / STORAGE	1	82,170
NEW - GARAGE	1	14,400
NEW - OTHER TYPE BLDG	1	4,300
NEW - OTHER TYPE STRUCTURES		
NEW - STORAGE	8	220,240
ADDITION / REMODEL		
CONVERT TO OTHER		
DEMOLITION (DETACHED)		
MOVE TO SITE		
REPLACE / REPAIR	2	9,900
RE-ROOF ONLY		
TOTAL	13	\$331,010.00

COMMERCIAL		
	ISSUED	VALUATION
NEW - 3 - 4 UNIT APARTMENTS		
NEW - 5 + UNIT APARTMENTS		
NEW - AIRPORT FACILITIES		
NEW - AMUSEMENT, SOCIAL, REC		
NEW - CHURCHES & OTH RELIGIOUS		
NEW - FIRE STATIONS / MEDIC ONE		
NEW - HOSPITALS / INSTITUTIONAL		
NEW - HOTEL / MOTEL / TOUR. CAB		
NEW - INDUSTRIAL	1	4,000
NEW - MIXED USE		
NEW - OFFICE, BANKS, PROF		
NEW - OTHER PORTABLES		
NEW - OTHER TYPE BLDGS		
NEW - OTHER TYPE STRUCTURES	3	238,300
NEW - PORTABLE CLASSROOM		
NEW - PUBLIC WORKS & UTILITY		
NEW - SCHOOLS & OTHER ED		
NEW - STORAGE BLDGS	2	485,185
NEW - STORES & CUSTOMER SERV		
NEW - WAREHOUSE		
ADDITION / REMODEL	2	29,000
CHANGE OF USE / TEN IMPROV / OCC	3	6,500
CONVERT	1	7,500
DEMOLITION (COMMERCIAL)	1	82,380
MOVE TO SITE		
REPLACE / REPAIR	3	139,000
RE-ROOF ONLY		
TOTAL	16	\$991,864.56

MONTHLY TOTAL		
	ISSUED	VALUATION
	74	\$8,355,174.56

YEAR TO DATE		
SFR	ISSUED	VALUATION
	280	84,451,554
	1	410,616
	130	8,135,665
	1	6,275
	17	144,035
	2	77,261
	22	1,530,203
	453	\$94,755,608.50

MOB		
	ISSUED	VALUATION
	40	1,864,615
	11	487,098
	51	\$2,351,713.00

DET		
	ISSUED	VALUATION
	23	2,806,360
	33	1,120,674
	5	44,888
	16	1,100,680
	109	4,564,312
	14	450,188
	19	105,919
	19	373,410
	1	15,200
	239	\$10,581,631.00

COM		
	ISSUED	VALUATION
	2	2,151,777
	11	5,914,003
	2	1,431,362
	1	25,000
	3	127,500
	31	4,316,396
	1	40,000
	9	1,508,829
	3	369,365
	5	2,040,128
	35	10,006,409
	12	221,050
	16	582,296
	5	133,376
	1	6,416
	30	7,327,090
	2	52,000
	169	\$36,252,996.38

YEARLY TOTAL		
	ISSUED	VALUATION
	912	\$143,941,948.88



YEAR TO DATE

**BLDG PERMITS
 VALUATION**

in thousands

December

**Comparing
 2015 to 2016**

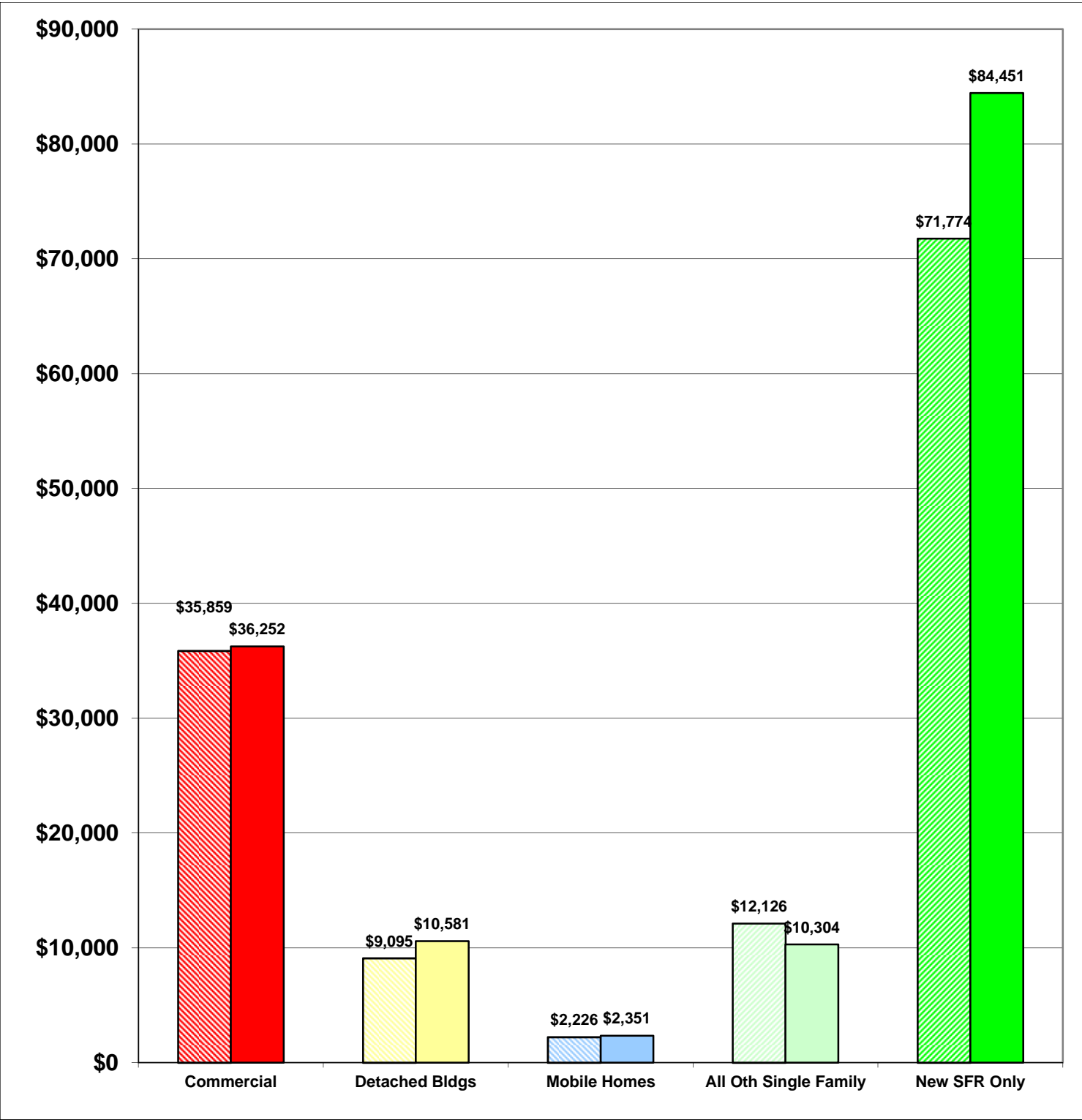
**2015 \$131,080
 2016 \$143,939**

10%

Total Increase

Stripe = 2015 Solid = 2016

Year to Date Valuation Report
 December-16





BLDG PERMITS ISSUED

December

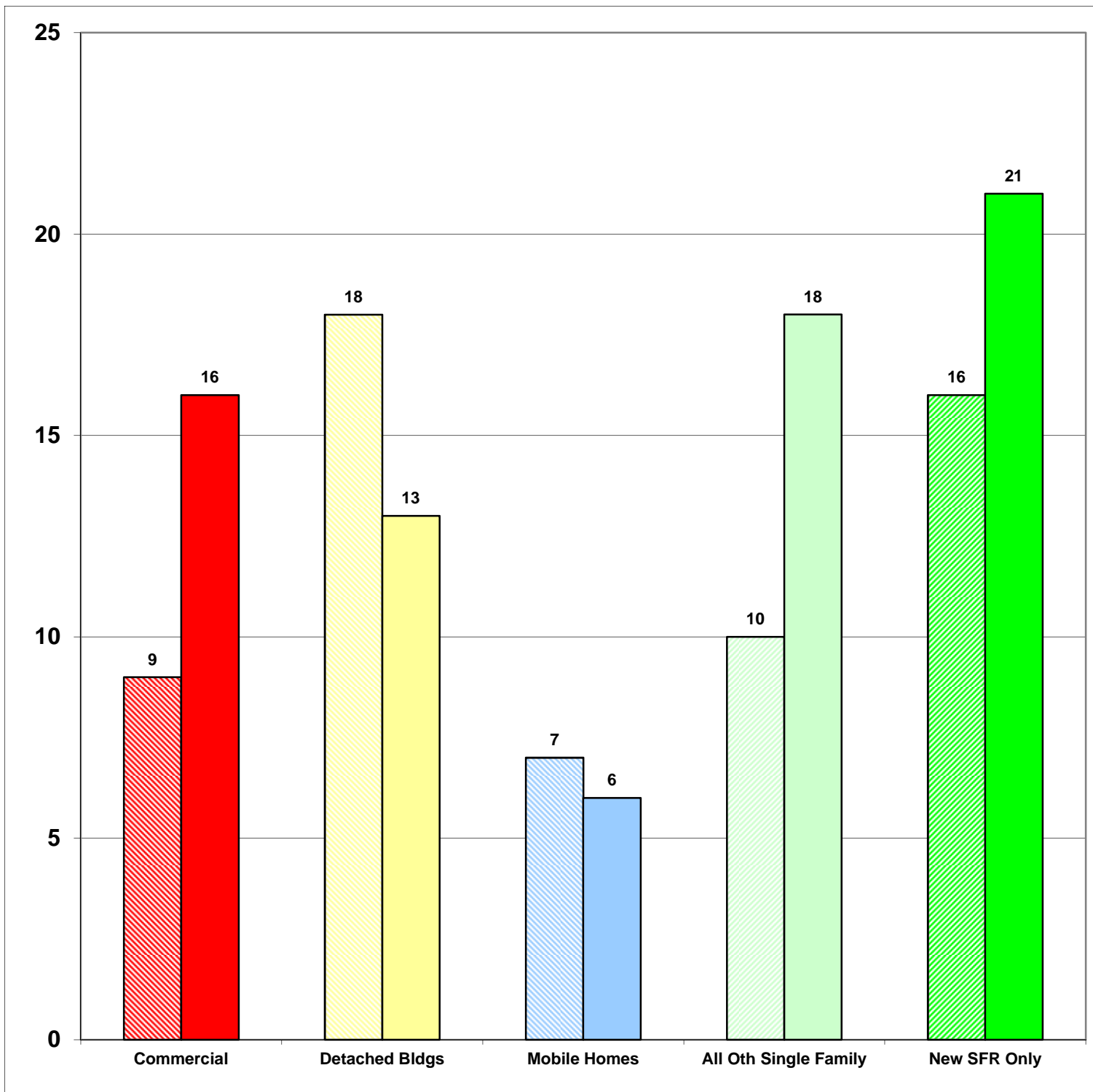
Comparing
2015 to 2016

Dec-15	60
Dec-16	74

23%
Total Increase

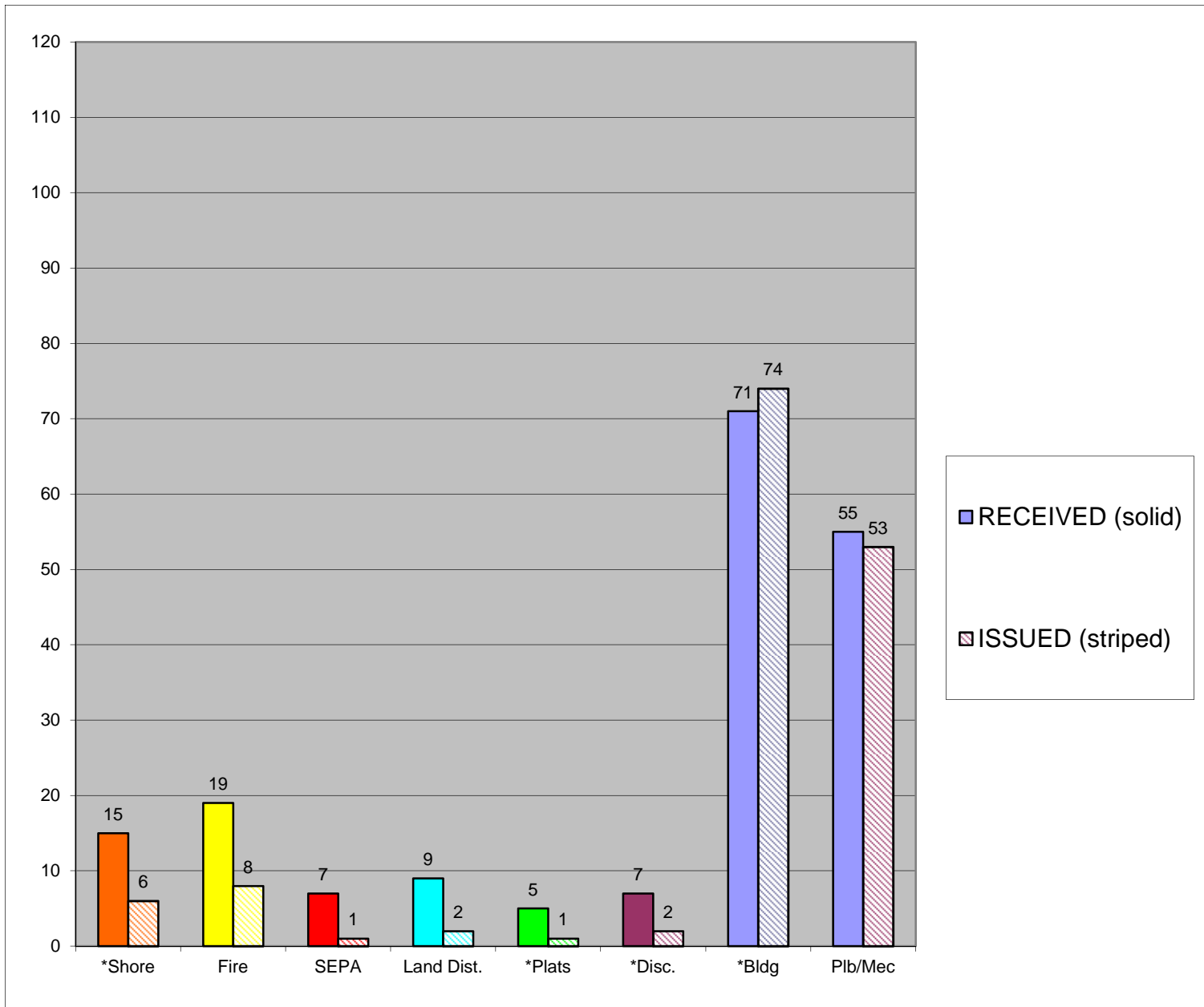
Stripe = 2015 Solid = 2016

Monthly Report
December-16





**CASES
 RECEIVED
 and
 ISSUED
 2015 to 2016
 December**



Stripe = Issued
 Solid = Received

Monthly Permit Report
 December-16

*Shore = SHC, SHR, SHV, SHX
 *Plats = LSS, SSS, BSP, PUD, MDP
 *Disc = ADM, APL, CUP, NON, VAR
 *Bldg = COM, DET, MOB, SFR



YEAR TO DATE

**BLDG PERMITS
ISSUED**

JAN - DEC

**Comparing
2015 to 2016**

2015 816

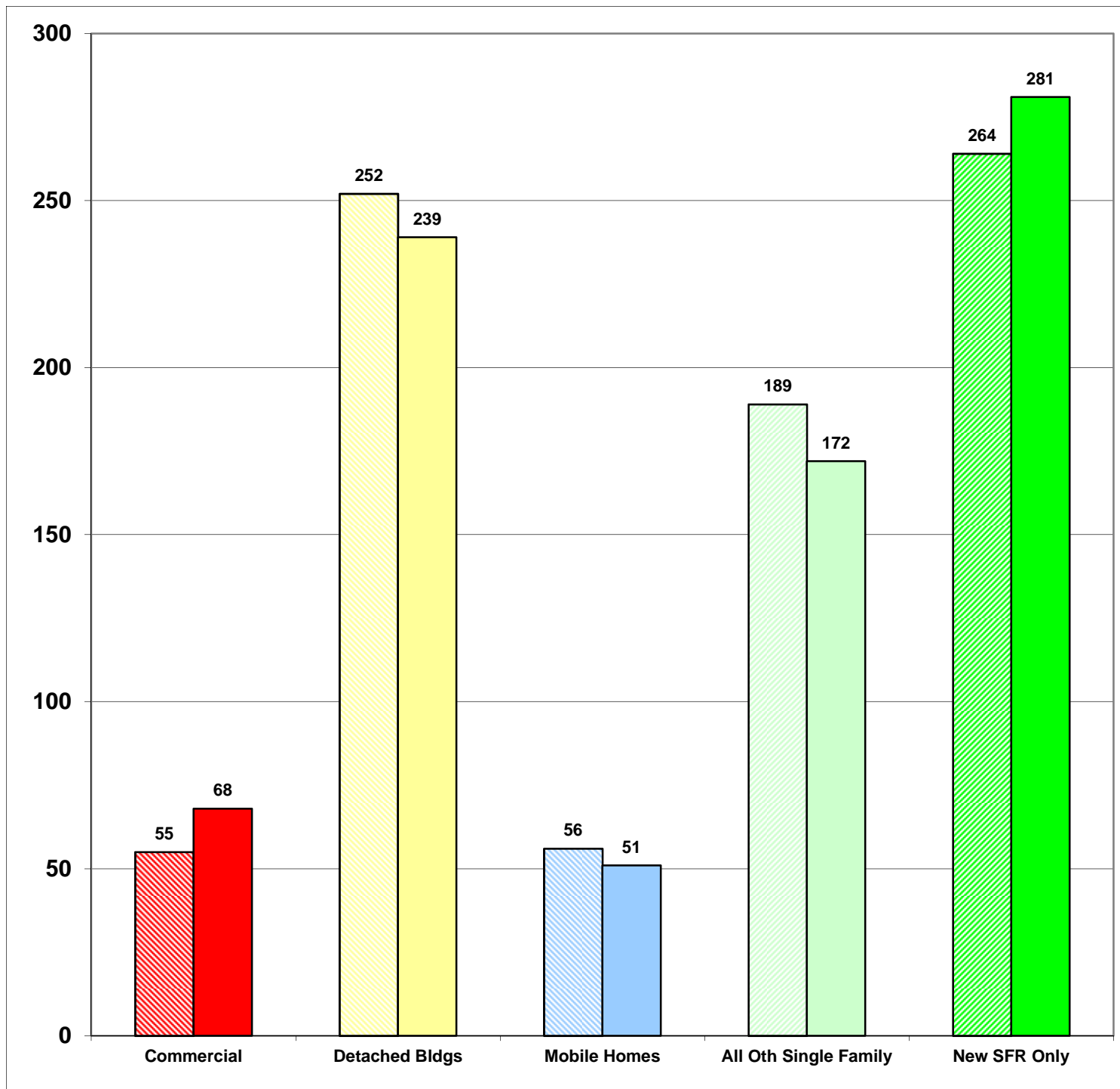
2016 811

-1%

Total Increase

Stripe = 2015 Solid = 2016

Year to Date Report
December-16





YEAR TO DATE

**BLDG PERMITS
APPLIED FOR**

JAN - DEC

**Comparing
2015 to 2016**

2015 882

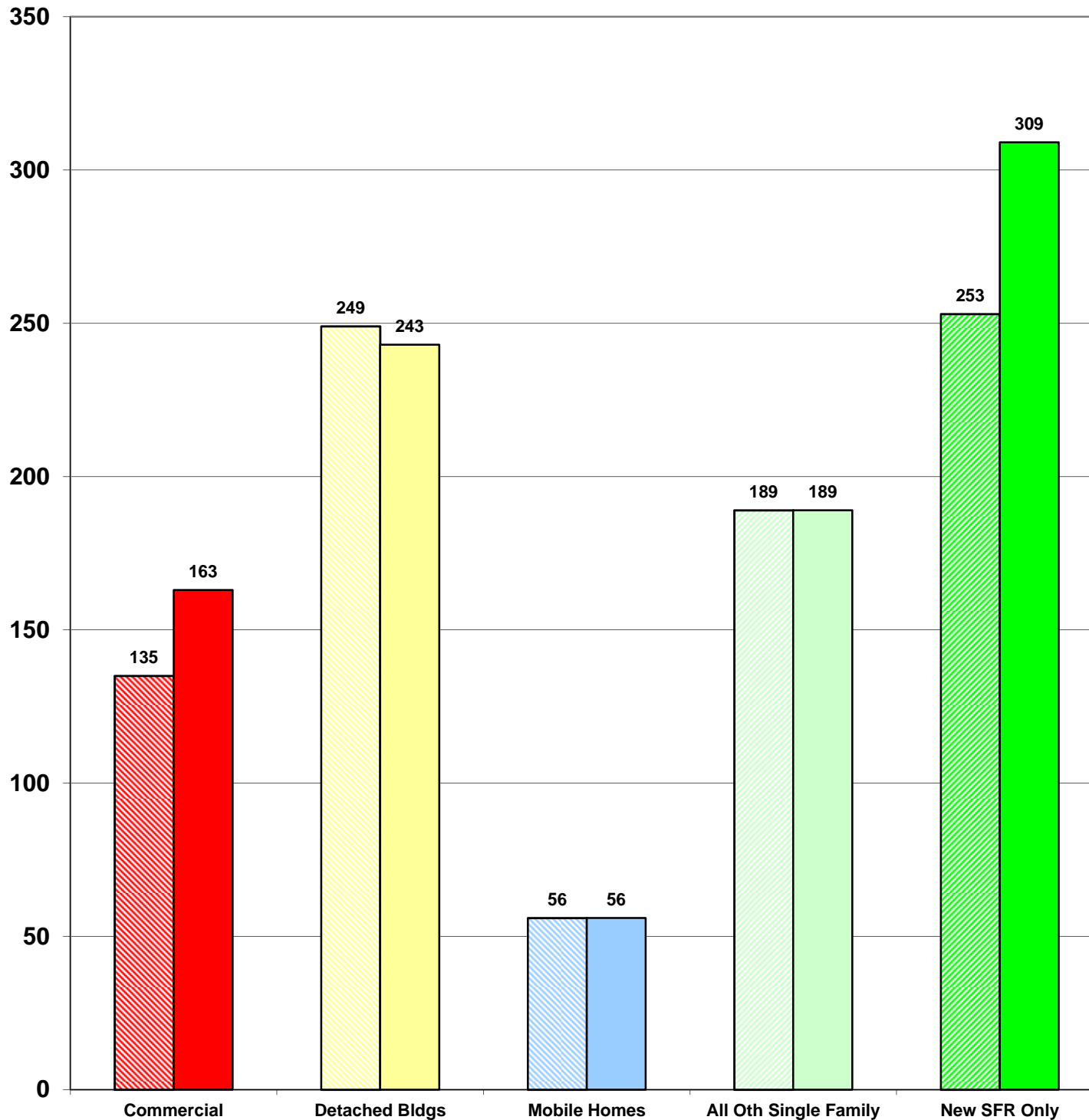
2016 960

9%

Total Increase

Stripe = 2015 Solid = 2016

**Year to Date Report
December-16**





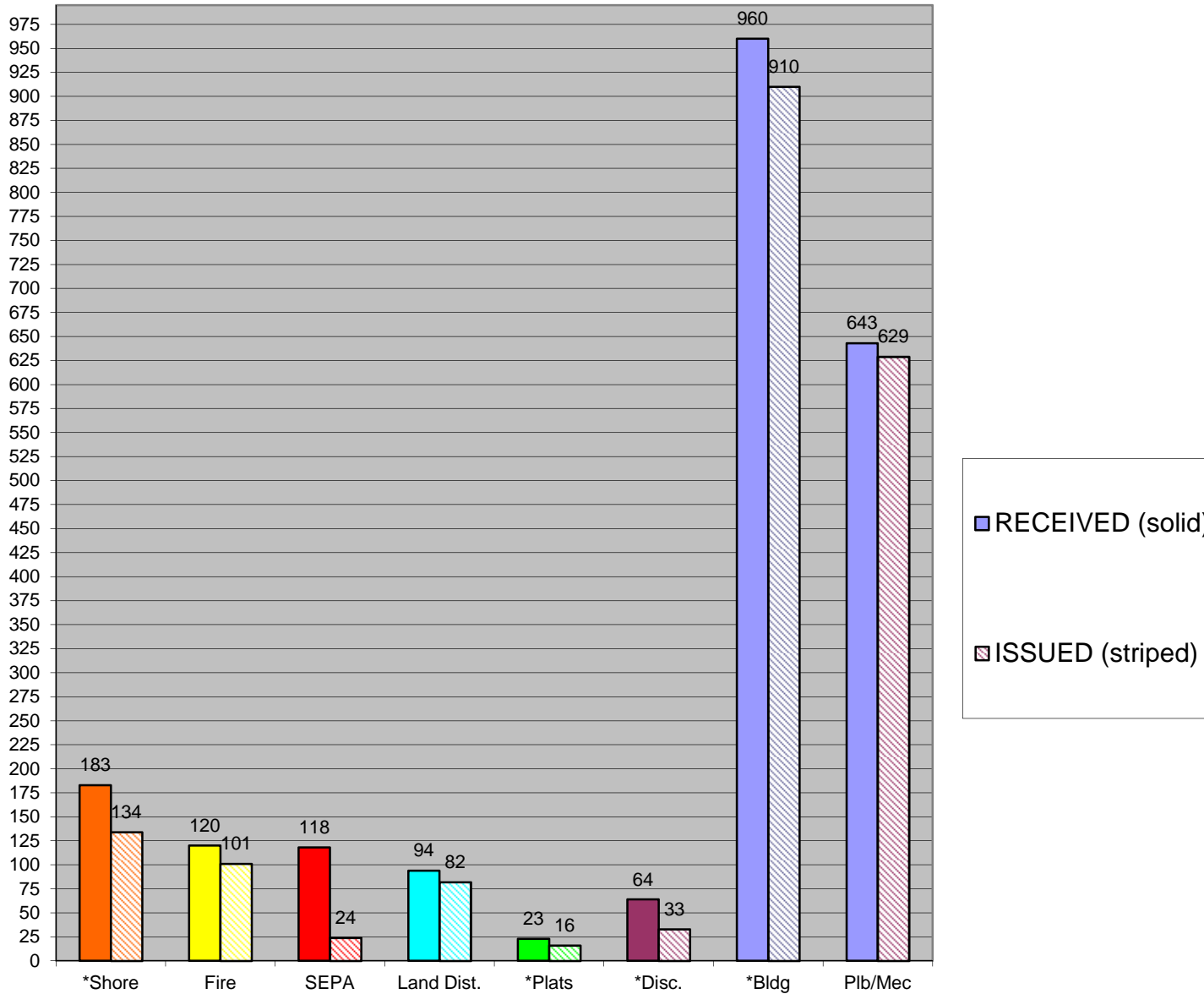
YEAR TO DATE

**CASES
RECEIVED
and
ISSUED**

JAN - DEC

Stripe = Issued
Solid = Received

Year to Date Report
December-16



*Shore = SHC, SHR, SHV, SHX

*Plats = LSS, SSS, BSP, PUD, MDP

*Disc = ADM, APL, CUP, NON, VAR

*Bldg = COM, DET, MOB, SFR