

Permit Activity, February 17

WHATCOM COUNTY PLANNING & DEVELOPMENT
2017 February



CURRENT MONTH		
SINGLE FAMILY RESIDENCES	ISSUED	VALUATION
NEW - RESIDENTIAL	18	5,626,220
NEW - DUPLEX		
ADDITION/REMODEL	6	448,022
CONVERT TO LIVING		
DEMOLITION (SINGLE FAMILY)	3	11,000
MOVE TO SITE		
REPLACE/REPAIR	1	200,000
RE-ROOF / SIDE ONLY		
TOTAL	28	\$6,285,242.50

MOBILE HOMES	ISSUED	VALUATION
NEW - MOBILE HOME	3	198,440
ADDITION TO MOB		
CONVERT TO STORAGE		
REPLACEMENT	2	69,100
TEMP MOBILE		
TOTAL	5	\$267,540.00

DETACHED BUILDINGS	ISSUED	VALUATION
NEW - AG BARN / STORAGE	3	186,030
NEW - GARAGE	2	74,424
NEW - OTHER TYPE BLDG		
NEW - OTHER TYPE STRUCTURES		
NEW - STORAGE	6	287,607
ADDITION / REMODEL		
CONVERT TO OTHER		
DEMOLITION (DETACHED)		
MOVE TO SITE		
REPLACE / REPAIR	3	38,102
RE-ROOF ONLY		
TOTAL	14	\$586,162.50

COMMERCIAL	ISSUED	VALUATION
NEW - 3 - 4 UNIT APARTMENTS		
NEW - 5 + UNIT APARTMENTS		
NEW - AIRPORT FACILITIES		
NEW - AMUSEMENT, SOCIAL, REC		
NEW - CHURCHES & OTH RELIGIOUS		
NEW - FIRE STATIONS / MEDIC ONE		
NEW - HOSPITALS / INSTITUTIONAL		
NEW - HOTEL / MOTEL / TOUR. CAB		
NEW - INDUSTRIAL		
NEW - MIXED USE		
NEW - OFFICE, BANKS, PROF	1	878,122
NEW - OTHER PORTABLES		
NEW - OTHER TYPE BLDGS		
NEW - OTHER TYPE STRUCTURES	4	287,685
NEW - PORTABLE CLASSROOM		
NEW - PUBLIC WORKS & UTILITY		
NEW - SCHOOLS & OTHER ED		
NEW - STORAGE BLDGS		
NEW - STORES & CUSTOMER SERV		
NEW - WAREHOUSE	1	1,241,280
ADDITION / REMODEL	2	270,000
CHANGE OF USE / TEN IMPROV / OCC	1	20,000
CONVERT		
DEMOLITION (COMMERCIAL)		
MOVE TO SITE		
REPLACE / REPAIR		
RE-ROOF ONLY		
TOTAL	9	\$2,697,086.64

MONTHLY TOTAL	
ISSUED	VALUATION
56	\$9,836,031.64

YEAR TO DATE	
ISSUED	VALUATION
38	11,550,408
16	887,988
4	18,000
3	549,689
61	\$13,006,085.40

MOB	ISSUED	VALUATION
	9	481,472
	4	144,198
	13	\$625,670.00

DET	ISSUED	VALUATION
	5	305,550
	3	131,916
	2	7,538
	16	637,442
	1	28,170
	1	3,000
	3	38,102
	31	\$1,151,717.80

COM	ISSUED	VALUATION
	1	878,122
	5	412,685
	1	4,195
	2	1,261,280
	4	397,000
	2	50,000
	3	397,751
	18	\$3,401,033.23

YEARLY TOTAL	
ISSUED	VALUATION
123	\$18,184,506.43



YEAR TO DATE

**BLDG PERMITS
 VALUATION**

in thousands

February

**Comparing
 2016 to 2017**

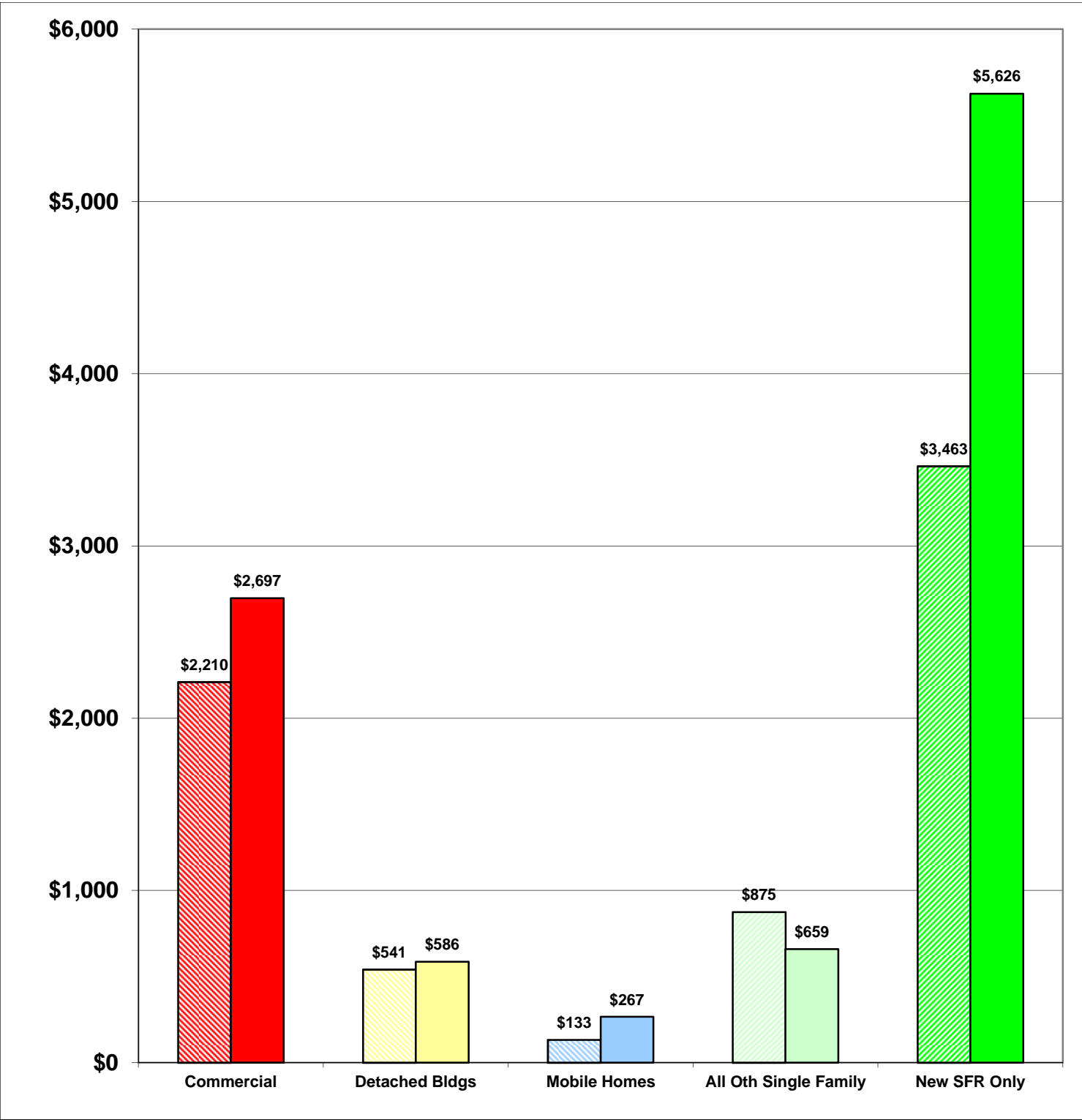
**2016 \$7,222
 2017 \$9,835**

36%

Total Increase

Stripe = 2016 Solid = 2017

Year to Date Valuation Report
 February-17





BLDG PERMITS ISSUED

February

Comparing
2016 to 2017

Feb-16 55

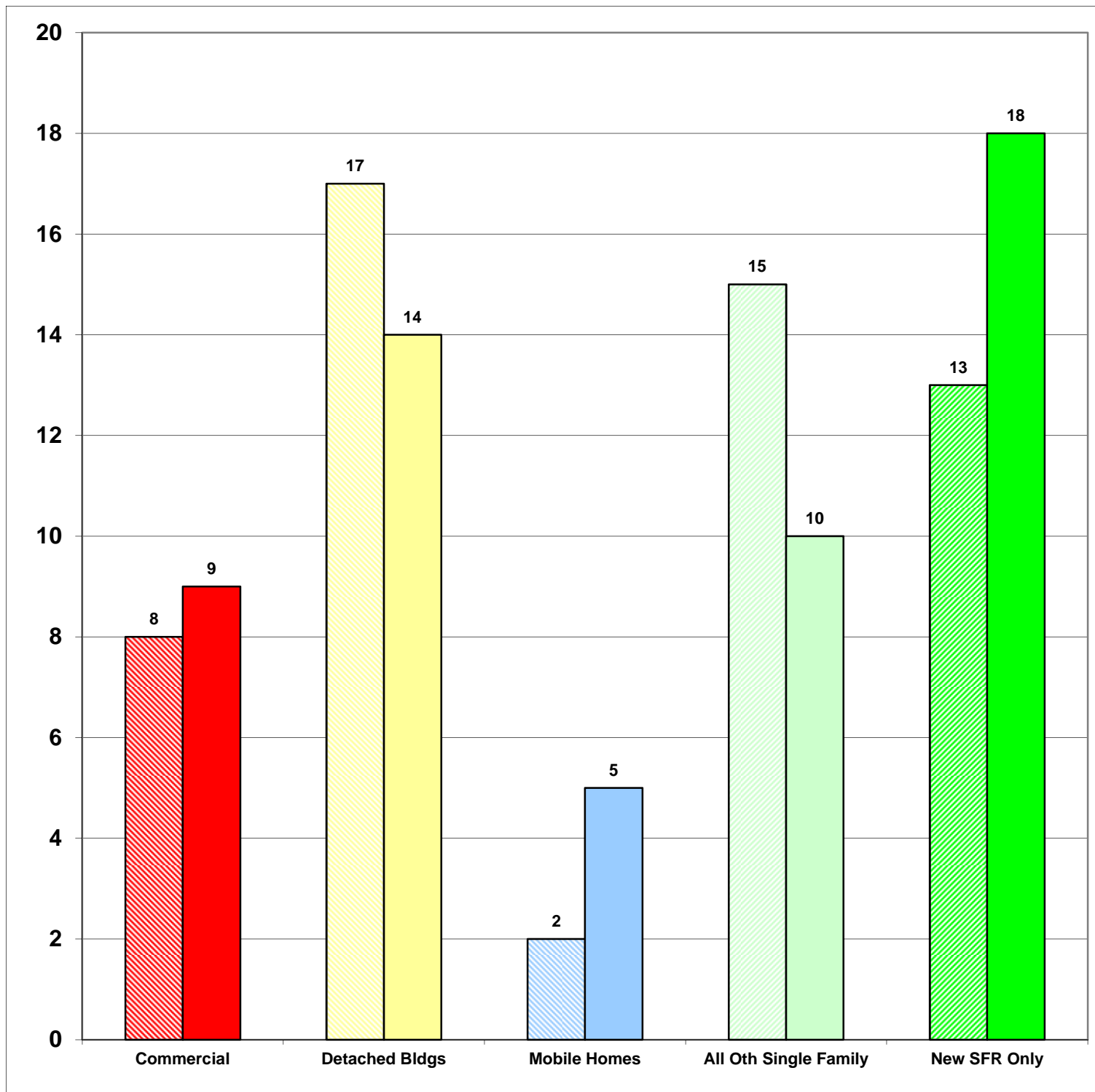
Feb-17 56

2%

Total Increase

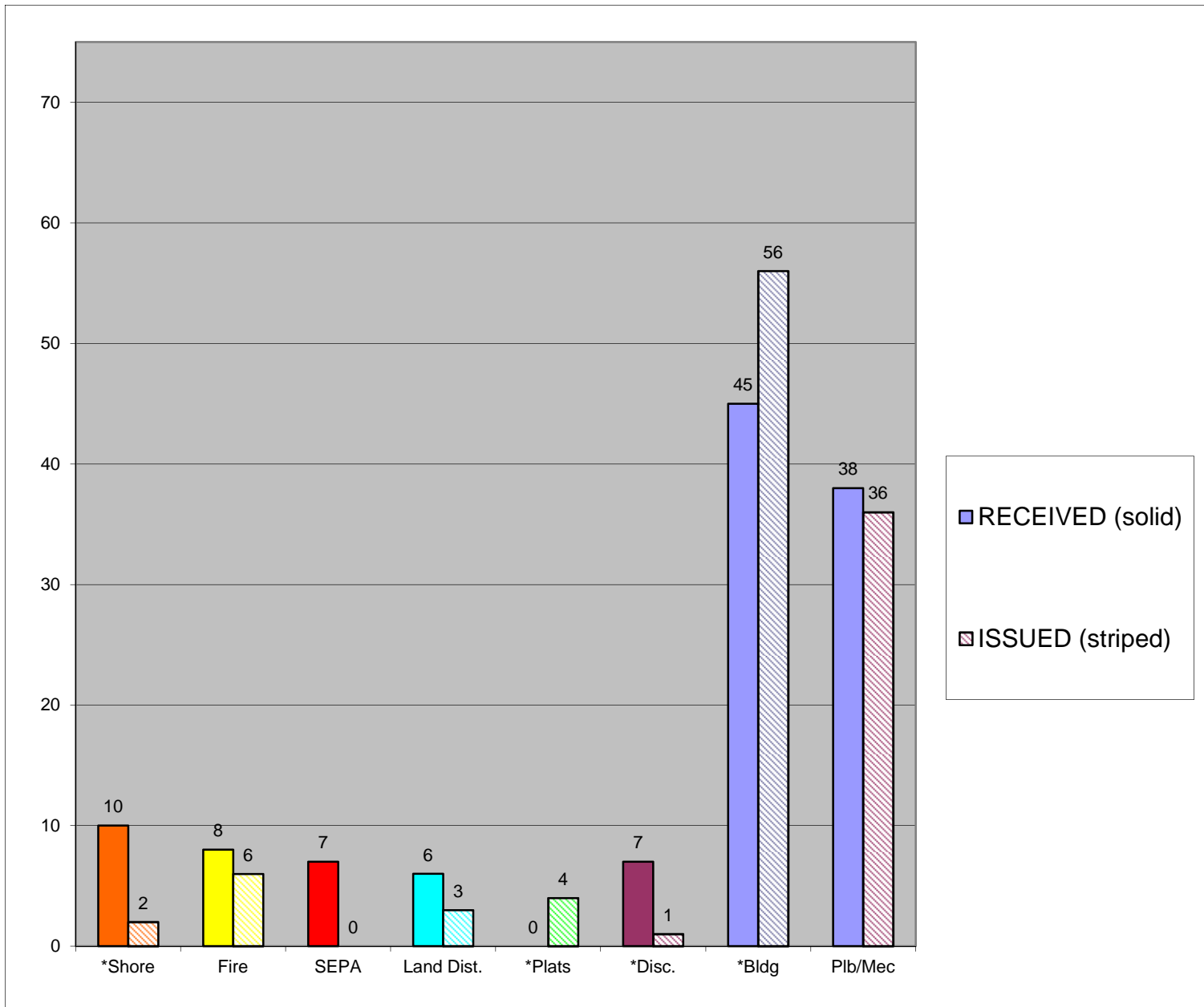
Stripe = 2016 Solid = 2017

Monthly Report
February-17





**CASES
 RECEIVED
 and
 ISSUED
 2017
 January**



Stripe = Issued
 Solid = Received

Monthly Permit Report
 February-17

*Shore = SHC, SHR, SHV, SHX
 *Plats = LSS, SSS, BSP, PUD, MDP
 *Disc = ADM, APL, CUP, NON, VAR
 *Bldg = COM, DET, MOB, SFR



YEAR TO DATE

**BLDG PERMITS
ISSUED**

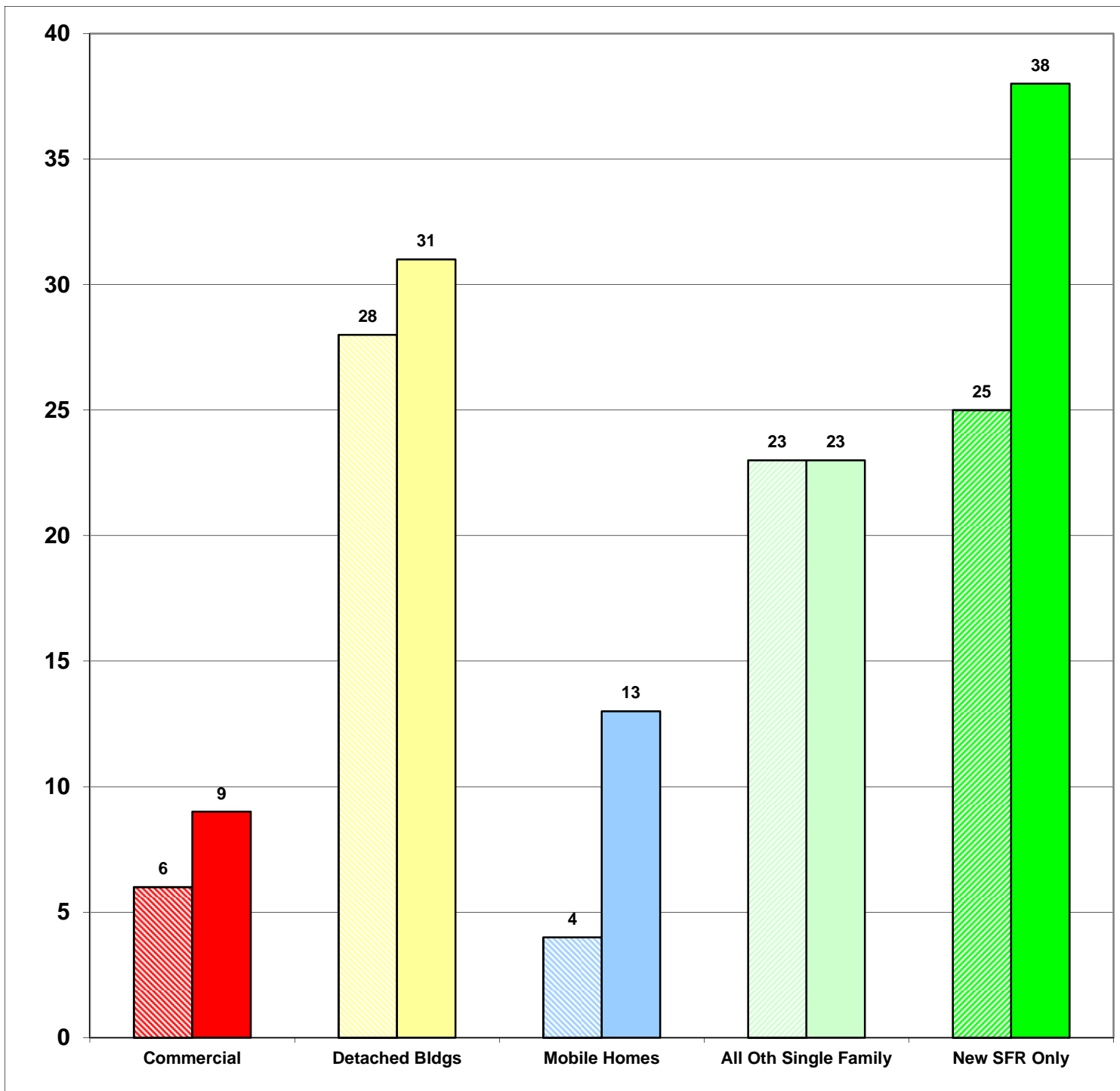
JAN - DEC

**Comparing
2016 to 2017**

2016	86
2017	114

**33%
Total Increase**

Stripe = 2016 Solid = 2017





YEAR TO DATE

**BLDG PERMITS
APPLIED FOR**

JAN - DEC

**Comparing
2016 to 2017**

2016 108

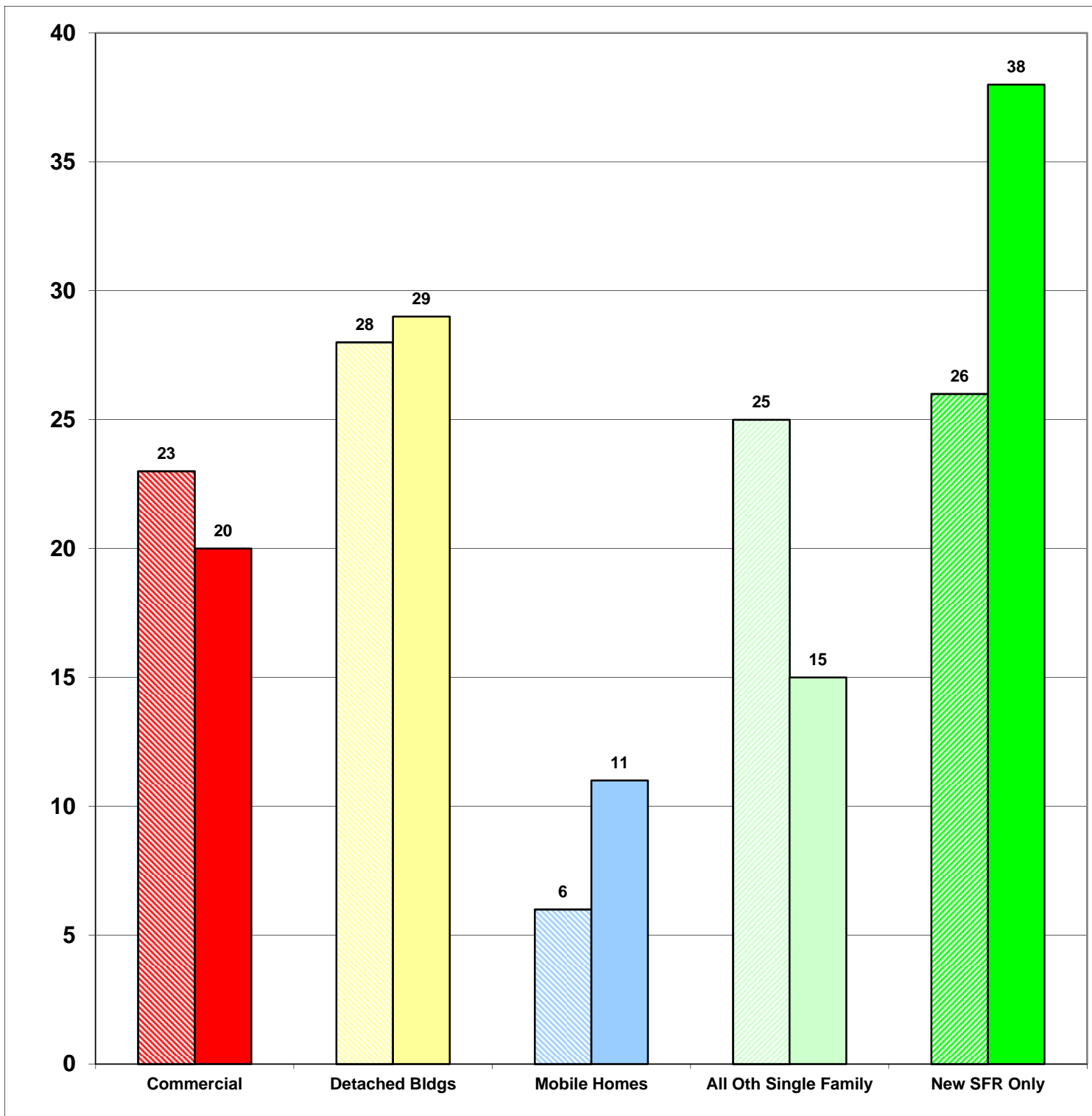
2017 113

5%

Total Increase

Stripe = 2016 Solid = 2017

**Year to Date Report
February-17**





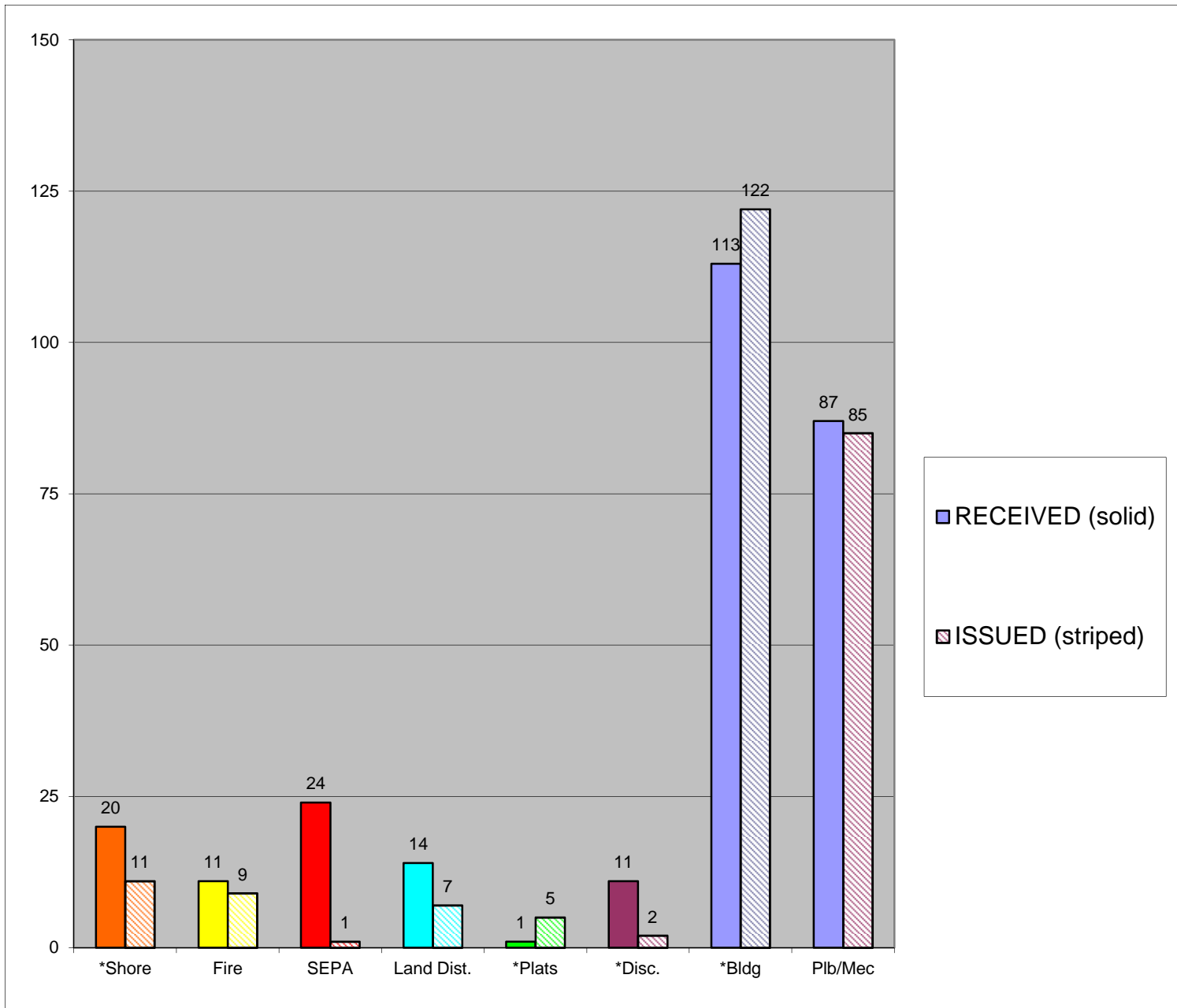
YEAR TO DATE

**CASES
 RECEIVED
 and
 ISSUED**

JAN - DEC

Stripe = Issued
Solid = Received

Year to Date Report
 February-17



*Shore = SHC, SHR, SHV, SHX

*Plats = LSS, SSS, BSP, PUD, MDP

*Disc = ADM, APL, CUP, NON, VAR

*Bldg = COM, DET, MOB, SFR