

# Permit Activity, March 17

WHATCOM COUNTY PLANNING & DEVELOPMENT  
2017 March



CURRENT MONTH		
SINGLE FAMILY RESIDENCES	ISSUED	VALUATION
NEW - RESIDENTIAL	35	10,101,594
NEW - DUPLEX		
ADDITION/REMODEL	6	574,564
CONVERT TO LIVING		
DEMOLITION (SINGLE FAMILY)		
MOVE TO SITE	1	26,149
REPLACE/REPAIR	2	46,236
RE-ROOF / SIDE ONLY		
<b>TOTAL</b>	<b>44</b>	<b>\$10,748,543.12</b>

MOBILE HOMES	ISSUED	VALUATION
NEW - MOBILE HOME	5	261,994
ADDITION TO MOB		
CONVERT TO STORAGE		
REPLACEMENT	4	154,349
TEMP MOBILE		
<b>TOTAL</b>	<b>9</b>	<b>\$416,343.00</b>

DETACHED BUILDINGS	ISSUED	VALUATION
NEW - AG BARN / STORAGE	2	153,767
NEW - GARAGE	1	43,805
NEW - OTHER TYPE BLDG		
NEW - OTHER TYPE STRUCTURES		
NEW - STORAGE	7	277,621
ADDITION / REMODEL		
CONVERT TO OTHER		
DEMOLITION (DETACHED)		
MOVE TO SITE		
REPLACE / REPAIR		
RE-ROOF ONLY	2	9,736
<b>TOTAL</b>	<b>12</b>	<b>\$484,928.70</b>

COMMERCIAL	ISSUED	VALUATION
NEW - 3 - 4 UNIT APARTMENTS	4	1,726,204
NEW - 5 + UNIT APARTMENTS		
NEW - AIRPORT FACILITIES		
NEW - AMUSEMENT, SOCIAL, REC		
NEW - CHURCHES & OTH RELIGIOUS		
NEW - FIRE STATIONS / MEDIC ONE		
NEW - HOSPITALS / INSTITUTIONAL		
NEW - HOTEL / MOTEL / TOUR. CAB		
NEW - INDUSTRIAL	1	900,000
NEW - MIXED USE		
NEW - OFFICE, BANKS, PROF		
NEW - OTHER PORTABLES		
NEW - OTHER TYPE BLDGS		
NEW - OTHER TYPE STRUCTURES		
NEW - PORTABLE CLASSROOM		
NEW - PUBLIC WORKS & UTILITY		
NEW - SCHOOLS & OTHER ED		
NEW - STORAGE BLDGS	1	199,308
NEW - STORES & CUSTOMER SERV	1	1,000
NEW - WAREHOUSE		
ADDITION / REMODEL	2	38,000
CHANGE OF USE / TEN IMPROV / OCC	1	100,000
CONVERT		
DEMOLITION (COMMERCIAL)		
MOVE TO SITE		
REPLACE / REPAIR	4	317,350
RE-ROOF ONLY		
<b>TOTAL</b>	<b>14</b>	<b>\$3,281,861.52</b>

MONTHLY TOTAL	
ISSUED	VALUATION
79	\$14,931,676.34

YEAR TO DATE	
ISSUED	VALUATION
73	21,652,003
22	1,462,552
4	18,000
1	26,149
5	595,925
<b>105</b>	<b>\$23,754,628.52</b>

MOB	ISSUED	VALUATION
	15	746,466
	7	144,198
	<b>22</b>	<b>\$890,664.00</b>

DET	ISSUED	VALUATION
	7	459,317
	4	175,721
	2	7,538
	22	882,663
	1	28,170
	1	3,000
	5	47,838
	<b>42</b>	<b>\$1,604,246.50</b>

COM	ISSUED	VALUATION
	4	1,726,204
	1	900,000
	1	878,122
	5	412,685
	1	4,195
	1	199,308
	1	1,000
	2	1,261,280
	4	397,000
	2	150,000
	7	715,101
	<b>29</b>	<b>\$6,644,894.75</b>

YEARLY TOTAL	
ISSUED	VALUATION
198	\$32,894,433.77



**YEAR TO DATE**

**BLDG PERMITS  
VALUATION**

in thousands

**March**

**Comparing  
2016 to 2017**

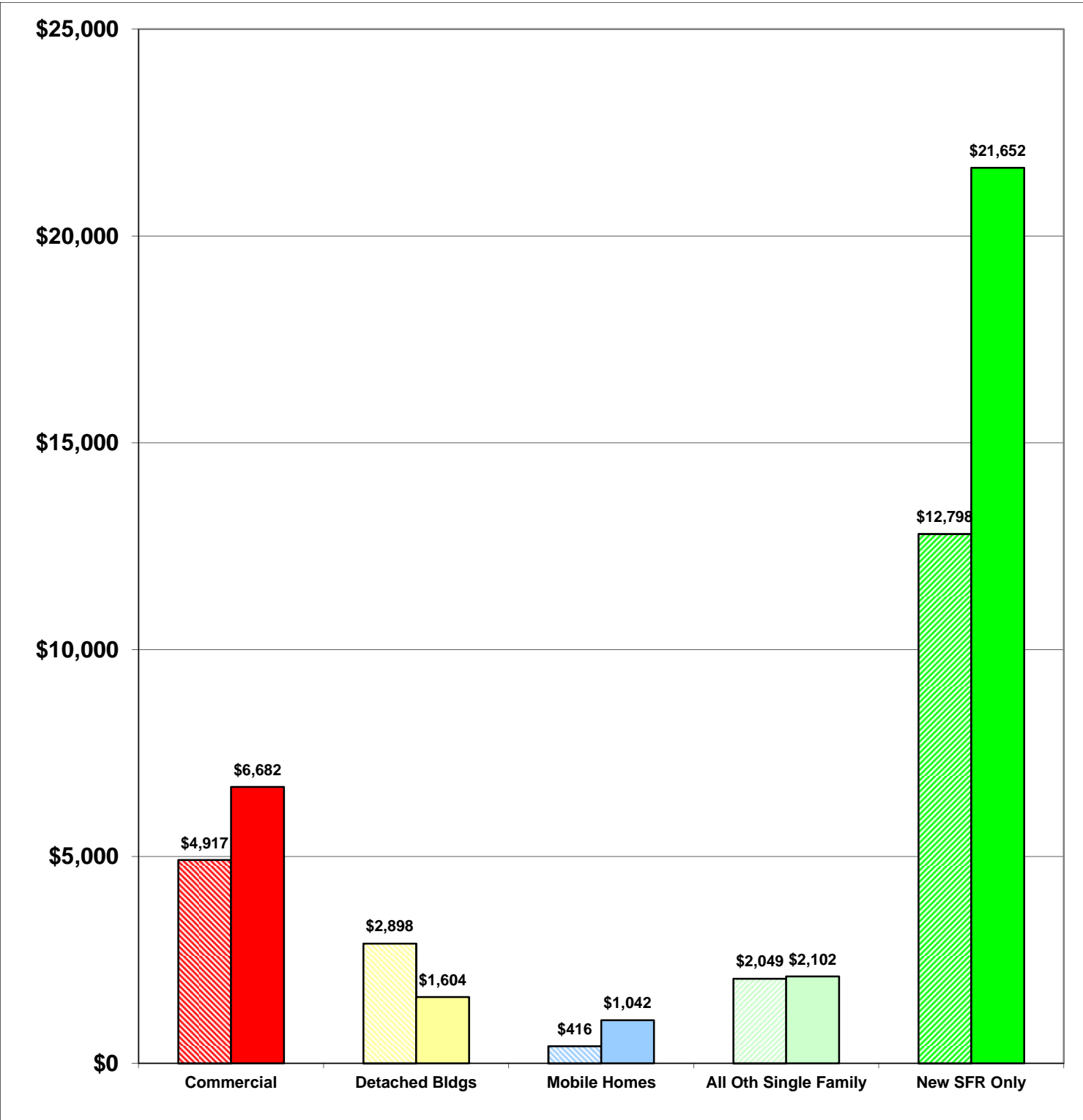
**2016     \$23,078  
2017     \$33,082**

**43%**

**Total Increase**

Stripe = 2016    Solid = 2017

Year to Date Valuation Report  
March-17





## BLDG PERMITS ISSUED

**March**

**Comparing  
2016 to 2017**

**Mar-16 63**

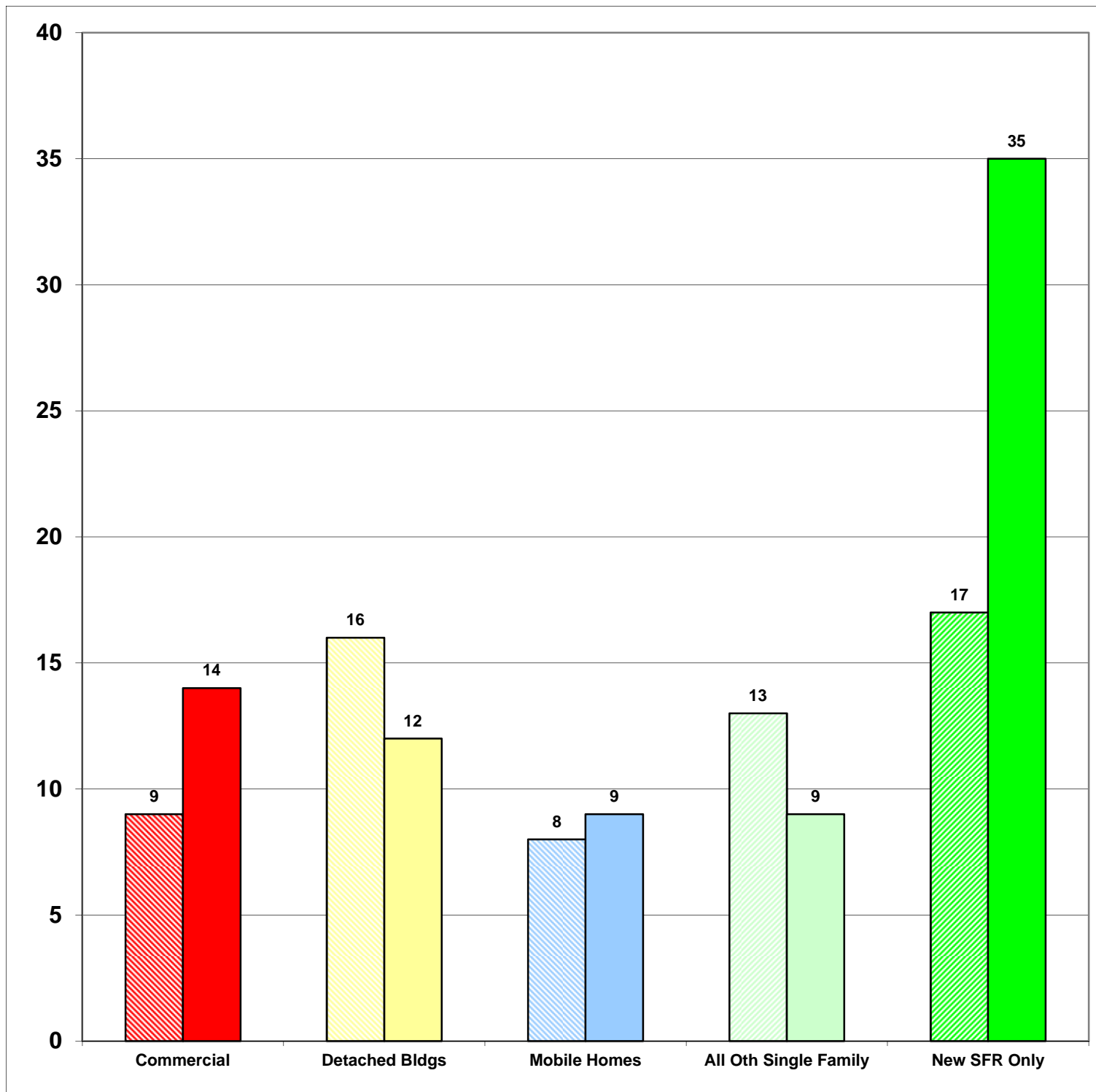
**Mar-17 79**

**25%**

**Total Increase**

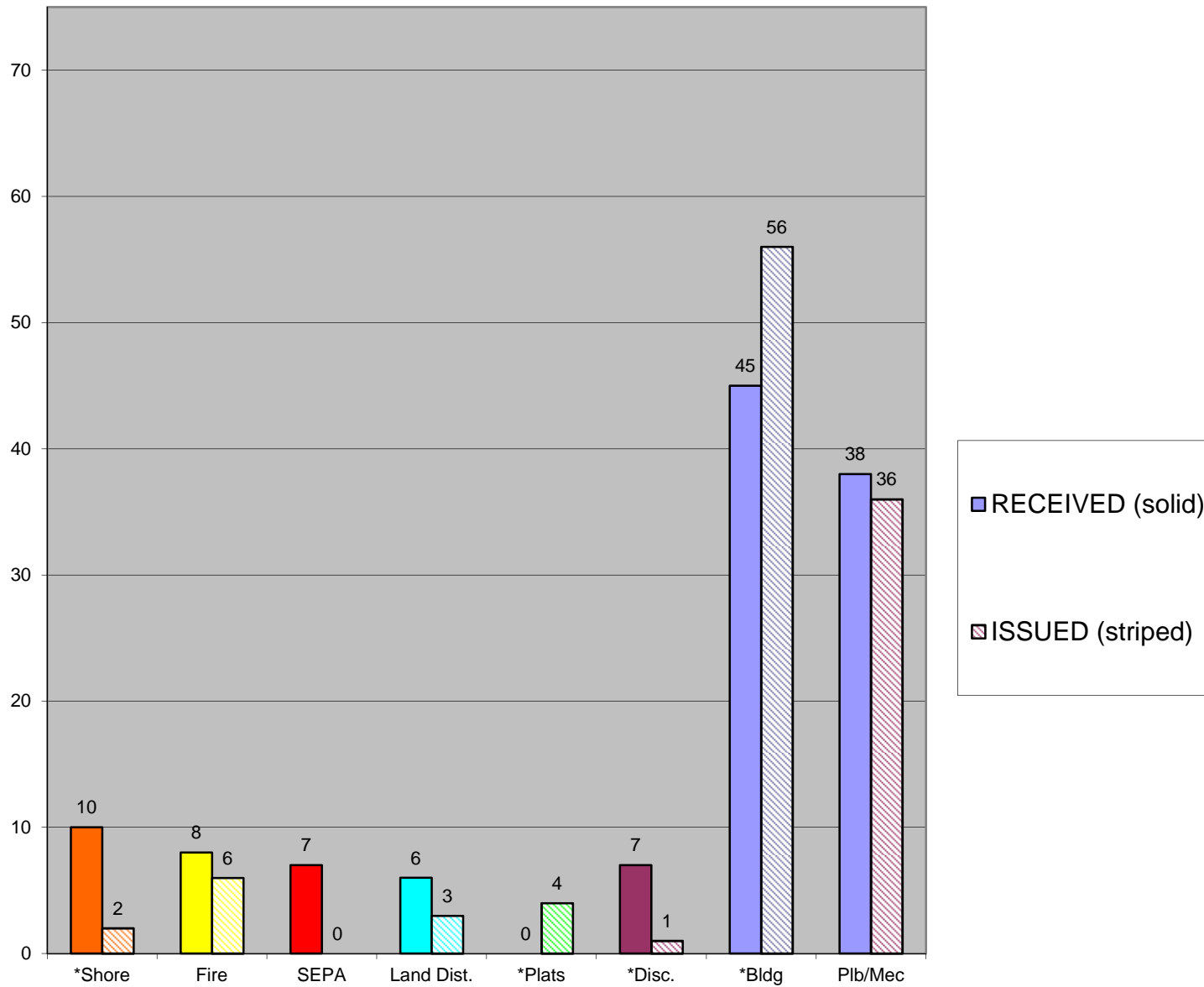
Stripe = 2016 Solid = 2017

Monthly Report  
March-17





**CASES  
 RECEIVED  
 and  
 ISSUED  
 2017  
 January**



Stripe = Issued  
 Solid = Received

Monthly Permit Report  
 March-17

- \*Shore = SHC, SHR, SHV, SHX
- \*Plats = LSS, SSS, BSP, PUD, MDP
- \*Disc = ADM, APL, CUP, NON, VAR
- \*Bldg = COM, DET, MOB, SFR



**YEAR TO DATE**

**BLDG PERMITS  
ISSUED**

**JAN - DEC**

**Comparing  
2016 to 2017**

**2016 149**

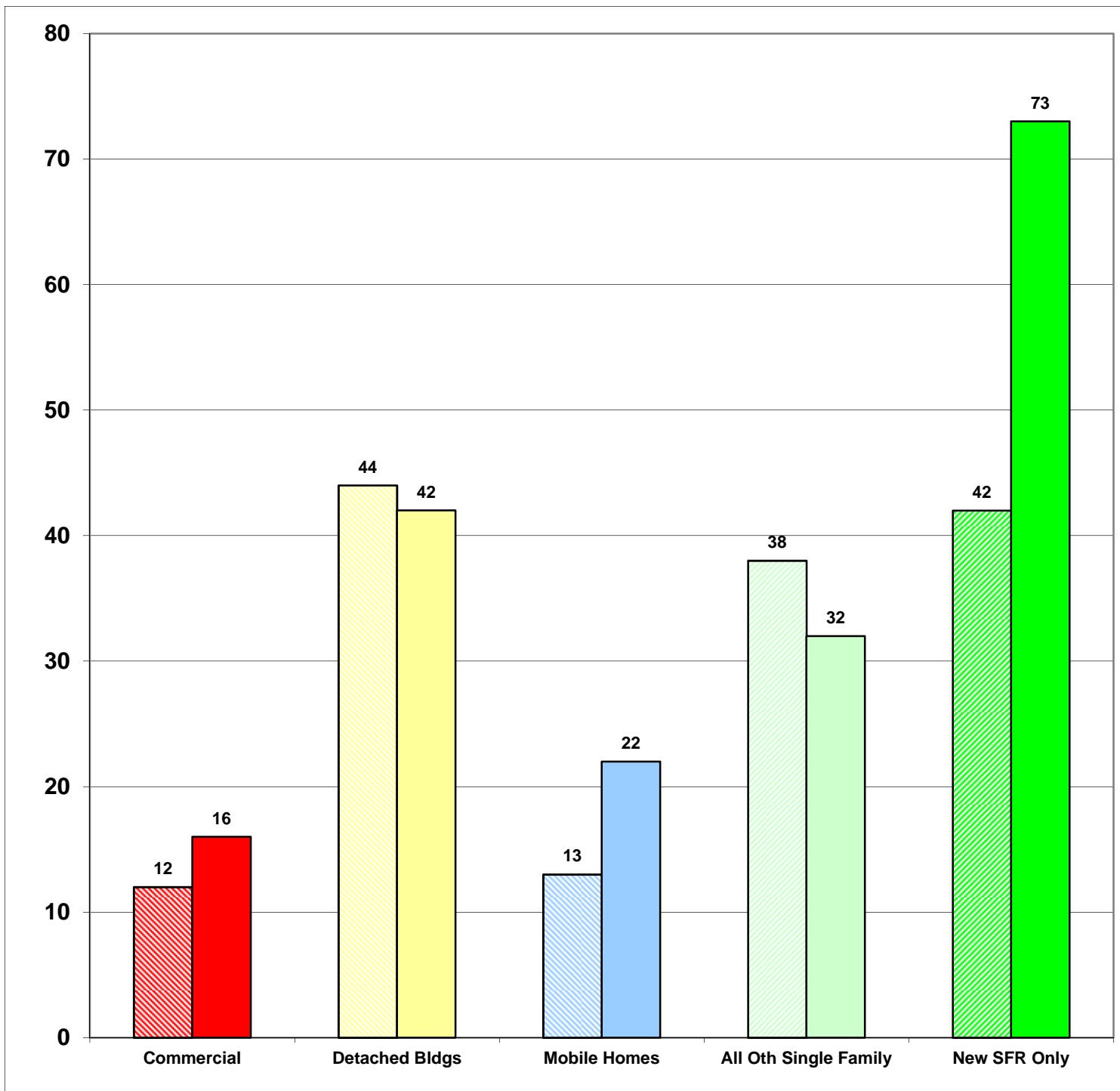
**2017 185**

**24%**

**Total Increase**

Stripe = 2016 Solid = 2017

Year to Date Report  
March-17





**YEAR TO DATE**

**BLDG PERMITS  
APPLIED FOR**

**JAN - DEC**

**Comparing  
2016 to 2017**

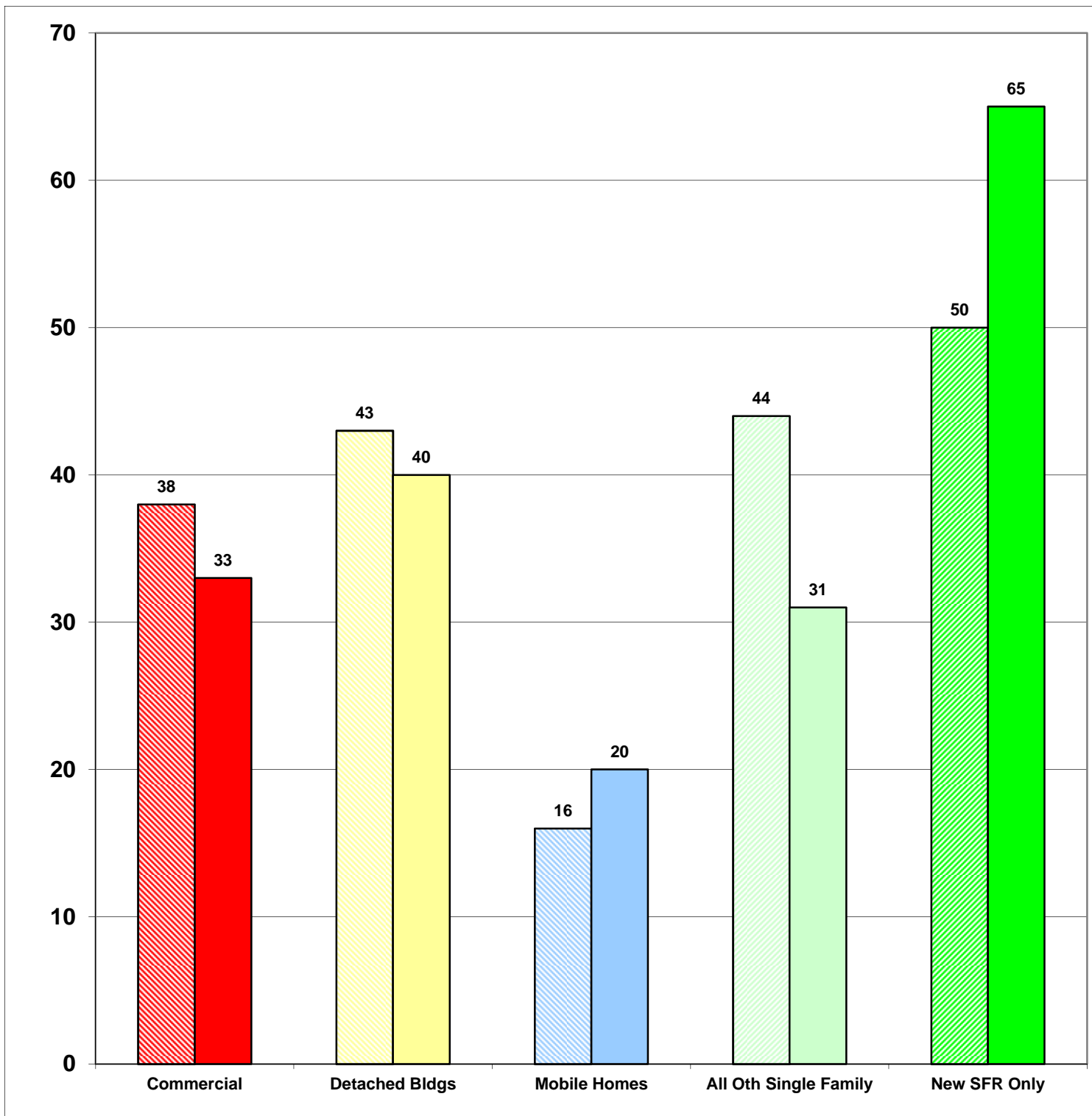
<b>2016</b>	<b>191</b>
<b>2017</b>	<b>189</b>

**-1%**

**Total Increase**

**Stripe = 2016    Solid = 2017**

Year to Date Report  
March-17





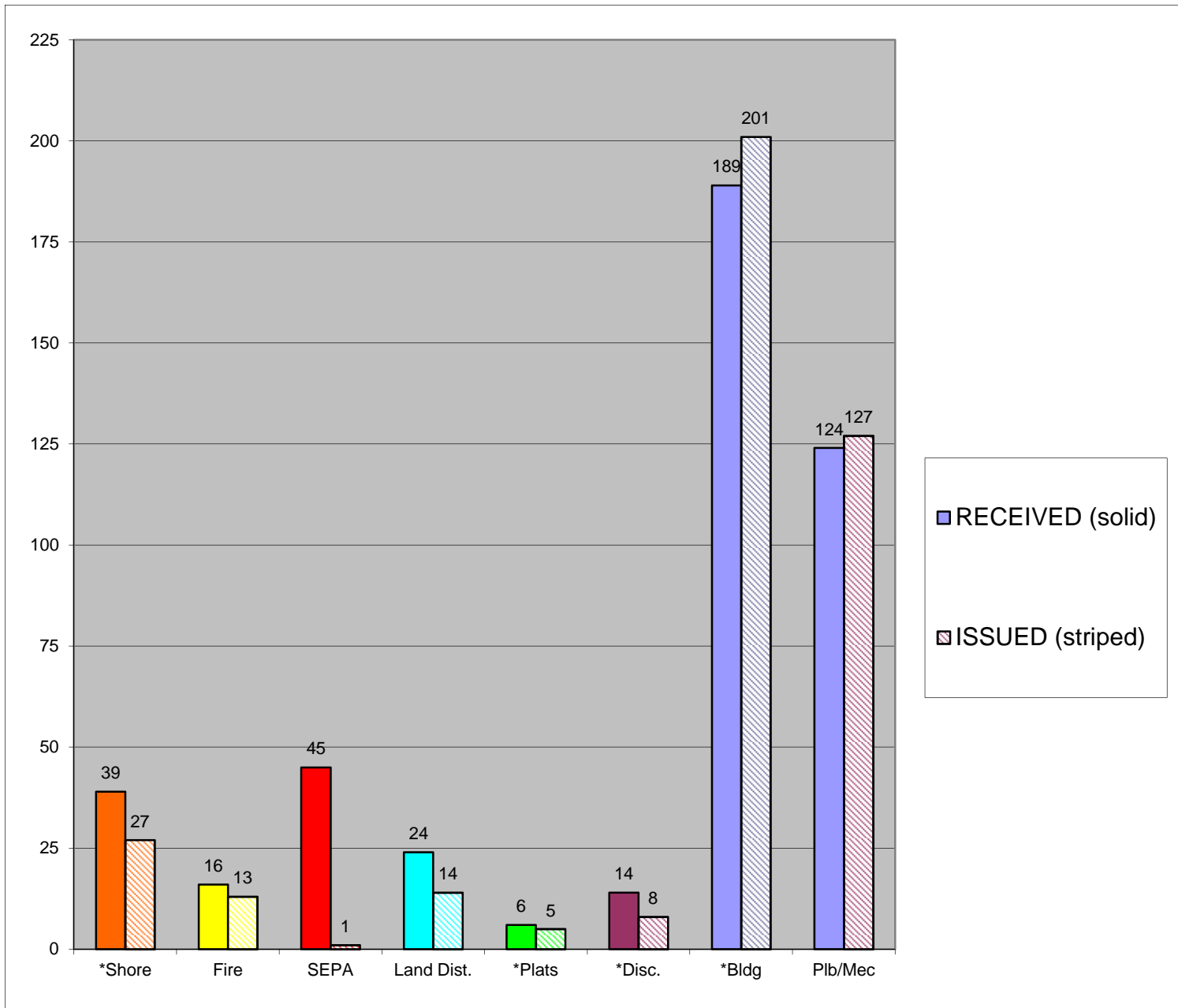
**YEAR TO DATE**

**CASES  
 RECEIVED  
 and  
 ISSUED**

**JAN - DEC**

**Stripe = Issued**  
**Solid = Received**

Year to Date Report  
 March-17



\*Shore = SHC, SHR, SHV, SHX  
 \*Plats = LSS, SSS, BSP, PUD, MDP  
 \*Disc = ADM, APL, CUP, NON, VAR  
 \*Bldg = COM, DET, MOB, SFR