

# Permit Activity, April 17

WHATCOM COUNTY PLANNING & DEVELOPMENT  
2017 April



CURRENT MONTH		
SINGLE FAMILY RESIDENCES	ISSUED	VALUATION
NEW - RESIDENTIAL	22	6,648,622
NEW - DUPLEX		
ADDITION/REMODEL	9	604,877
CONVERT TO LIVING	1	152,050
DEMOLITION (SINGLE FAMILY)	1	4,750
MOVE TO SITE	1	85,541
REPLACE/REPAIR	1	2,500
RE-ROOF / SIDE ONLY		
<b>TOTAL</b>	<b>35</b>	<b>\$7,498,340.02</b>

MOBILE HOMES	ISSUED	VALUATION
NEW - MOBILE HOME	3	152,073
ADDITION TO MOB		
CONVERT TO STORAGE		
REPLACEMENT	3	108,681
TEMP MOBILE		
<b>TOTAL</b>	<b>6</b>	<b>\$260,754.00</b>

DETACHED BUILDINGS	ISSUED	VALUATION
NEW - AG BARN / STORAGE		
NEW - GARAGE	2	74,788
NEW - OTHER TYPE BLDG		
NEW - OTHER TYPE STRUCTURES	1	9,000
NEW - STORAGE	13	704,827
ADDITION / REMODEL		
CONVERT TO OTHER		
DEMOLITION (DETACHED)	2	8,000
MOVE TO SITE		
REPLACE / REPAIR	2	77,890
RE-ROOF ONLY		
<b>TOTAL</b>	<b>20</b>	<b>\$874,504.10</b>

COMMERCIAL	ISSUED	VALUATION
NEW - 3 - 4 UNIT APARTMENTS		
NEW - 5 + UNIT APARTMENTS		
NEW - AIRPORT FACILITIES		
NEW - AMUSEMENT, SOCIAL, REC		
NEW - CHURCHES & OTH RELIGIOUS		
NEW - FIRE STATIONS / MEDIC ONE		
NEW - HOSPITALS / INSTITUTIONAL		
NEW - HOTEL / MOTEL / TOUR. CAB		
NEW - INDUSTRIAL		
NEW - MIXED USE		
NEW - OFFICE, BANKS, PROF		
NEW - OTHER PORTABLES		
NEW - OTHER TYPE BLDGS		
NEW - OTHER TYPE STRUCTURES	3	2,674,033
NEW - PORTABLE CLASSROOM		
NEW - PUBLIC WORKS & UTILITY		
NEW - SCHOOLS & OTHER ED		
NEW - STORAGE BLDGS		
NEW - STORES & CUSTOMER SERV		
NEW - WAREHOUSE		
ADDITION / REMODEL	4	189,412
CHANGE OF USE / TEN IMPROV / OCC	3	175,000
CONVERT		
DEMOLITION (COMMERCIAL)		
MOVE TO SITE		
REPLACE / REPAIR	4	589,200
RE-ROOF ONLY		
<b>TOTAL</b>	<b>14</b>	<b>\$3,627,644.69</b>

MONTHLY TOTAL	
ISSUED	VALUATION
75	\$12,261,242.81

YEAR TO DATE	
ISSUED	VALUATION
93	28,226,870
33	2,141,183
1	152,050
5	22,750
2	111,690
6	598,425
<b>140</b>	<b>\$31,252,968.54</b>

MOB	ISSUED	VALUATION
	17	895,539
	10	407,228
	<b>27</b>	<b>\$1,302,767.00</b>

DET	ISSUED	VALUATION
	7	459,317
	6	250,508
	3	16,538
	35	1,594,698
	1	28,170
	3	11,000
	7	125,728
	<b>62</b>	<b>\$2,485,958.60</b>

COM	ISSUED	VALUATION
	4	1,726,204
	1	900,000
	1	878,122
	8	3,086,718
	1	4,195
	1	199,308
	1	1,000
	2	1,261,280
	10	624,412
	6	325,000
	11	1,304,301
	<b>46</b>	<b>\$10,310,539.44</b>

YEARLY TOTAL	
ISSUED	VALUATION
275	\$45,352,233.58



**YEAR TO DATE**

**BLDG PERMITS  
 VALUATION**

in thousands

**April**

**Comparing  
 2016 to 2017**

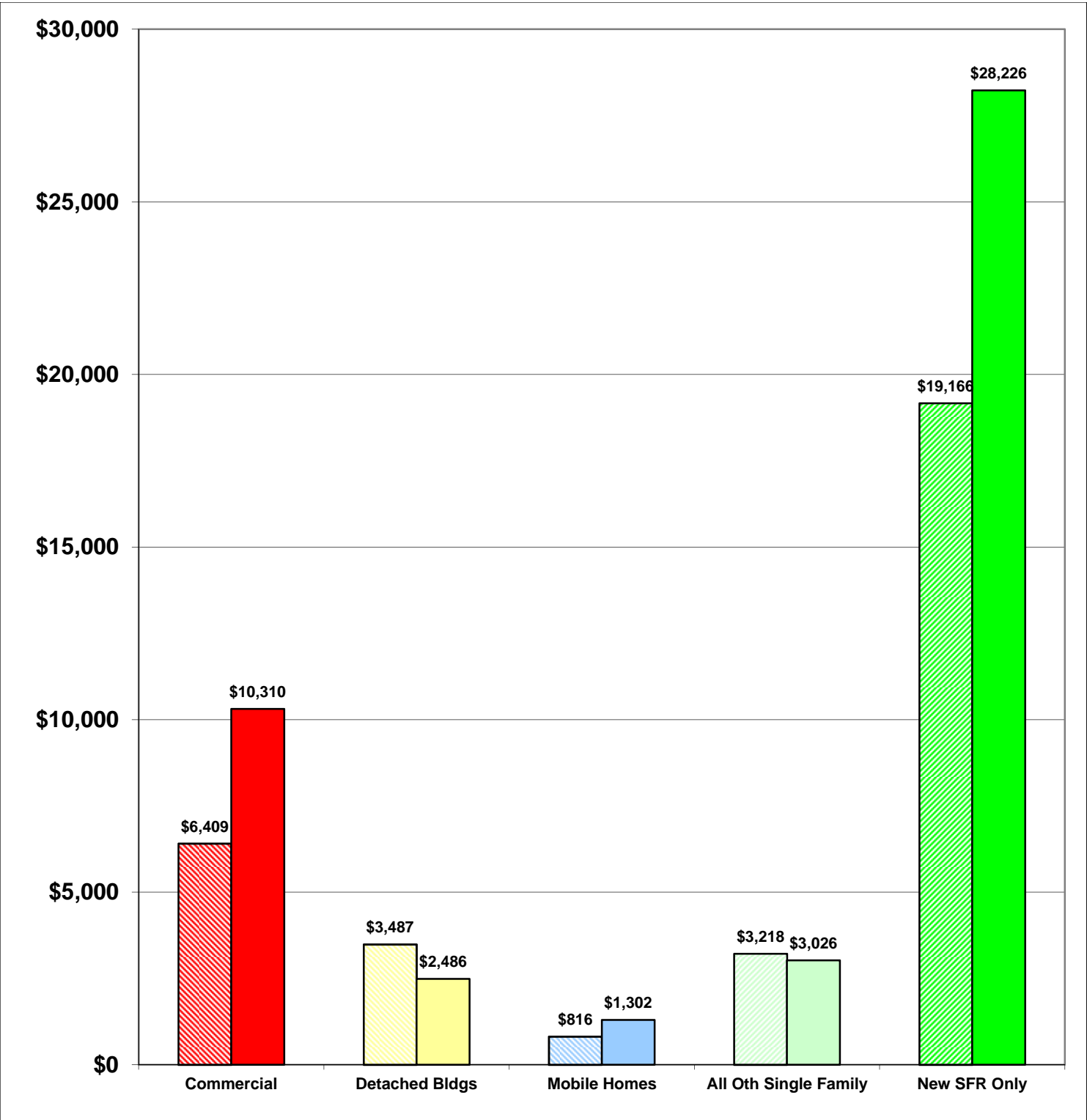
**2016     \$33,096  
 2017     \$45,350**

**37%**

**Total Increase**

Stripe = 2016    Solid = 2017

Year to Date Valuation Report  
 April-17





## BLDG PERMITS ISSUED

April

Comparing  
2016 to 2017

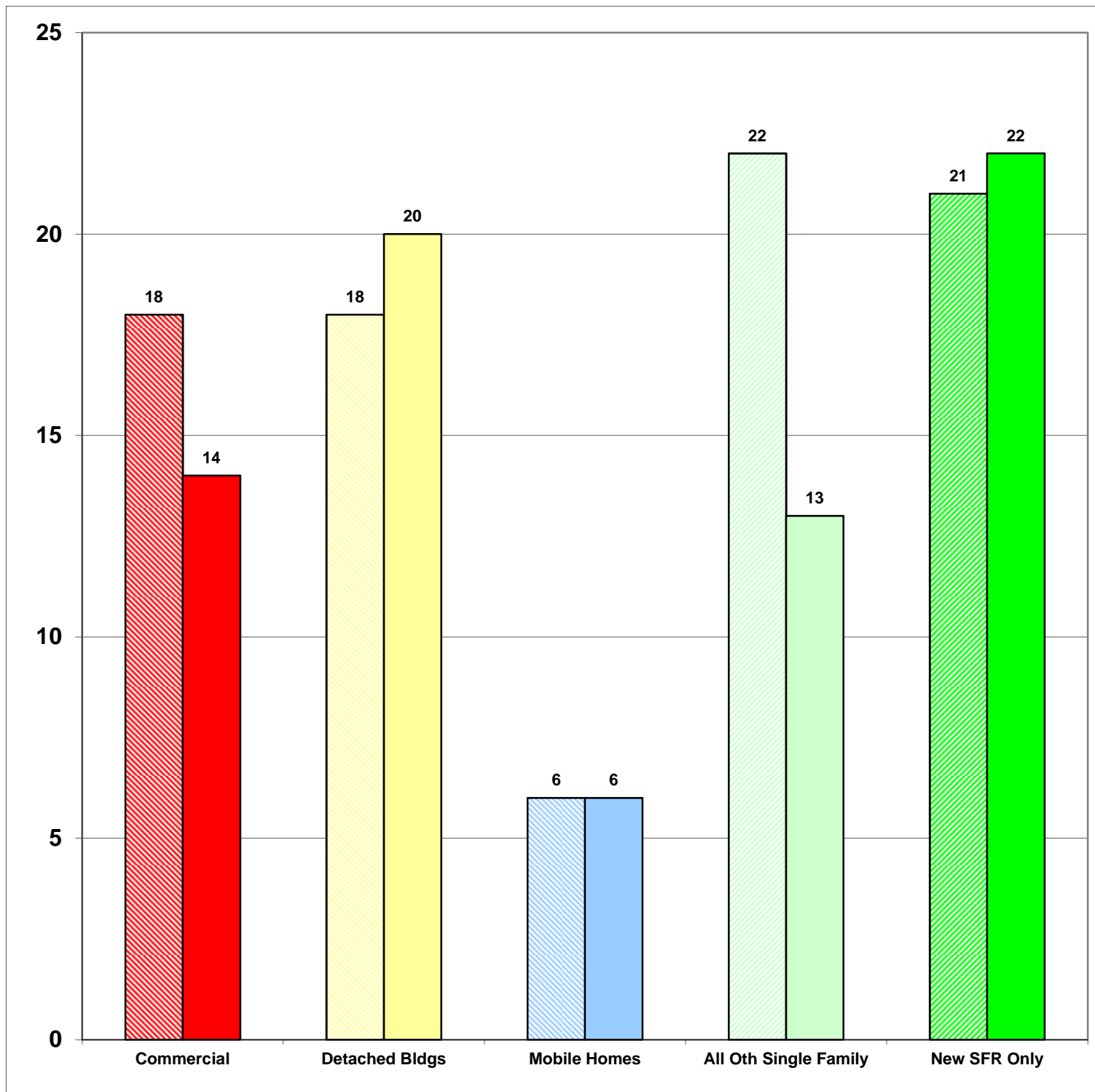
Apr-16    85  
Apr-17    75

-12%

Total Increase

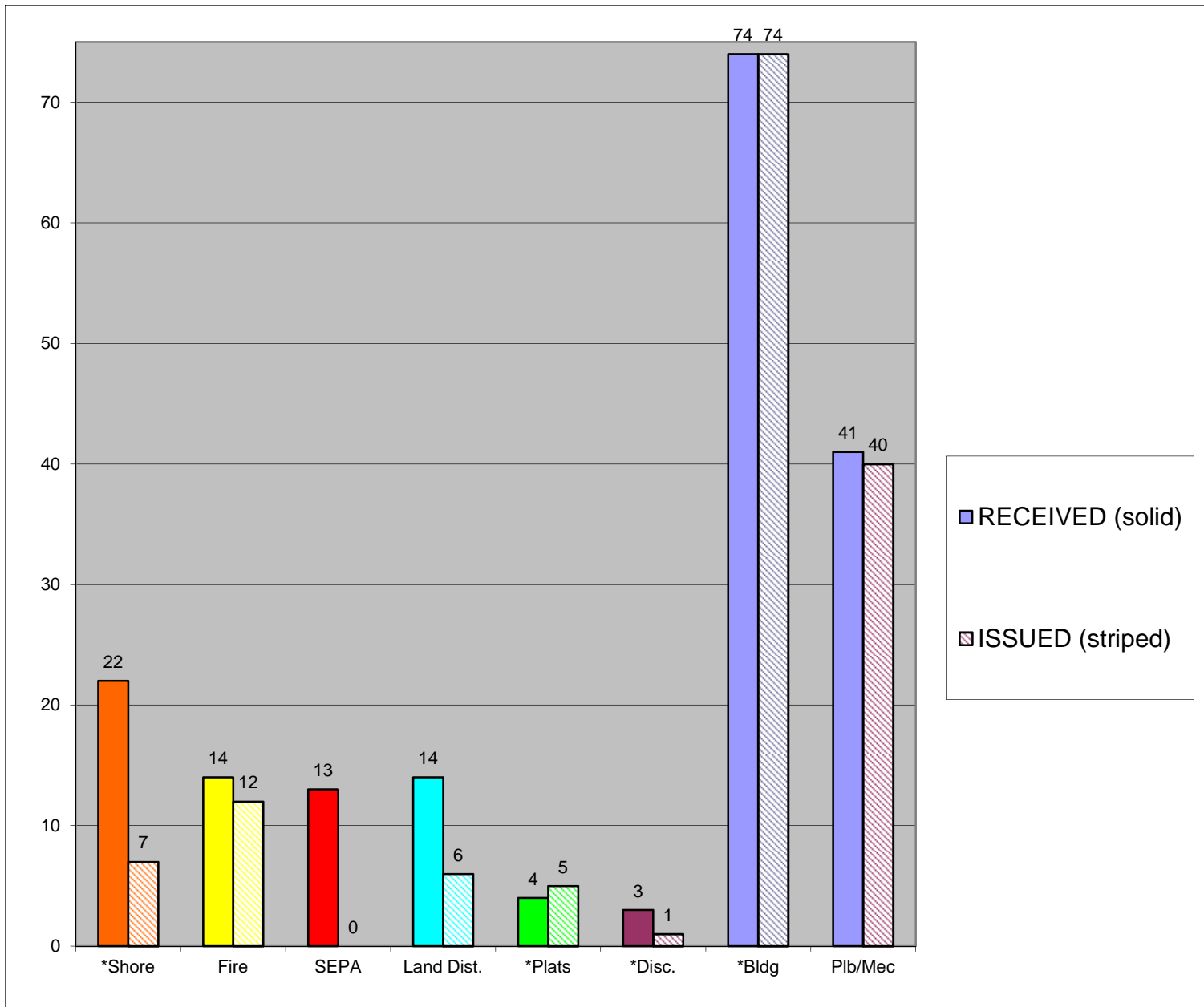
Stripe = 2016    Solid = 2017

Monthly Report  
April-17





**CASES  
 RECEIVED  
 and  
 ISSUED  
 2017  
 April**



Stripe = Issued  
 Solid = Received

Monthly Permit Report  
 April-17

- \*Shore = SHC, SHR, SHV, SHX
- \*Plats = LSS, SSS, BSP, PUD, MDP
- \*Disc = ADM, APL, CUP, NON, VAR
- \*Bldg = COM, DET, MOB, SFR



**YEAR TO DATE**

**BLDG PERMITS  
ISSUED**

**JAN - DEC**

**Comparing  
2016 to 2017**

**2016      200**

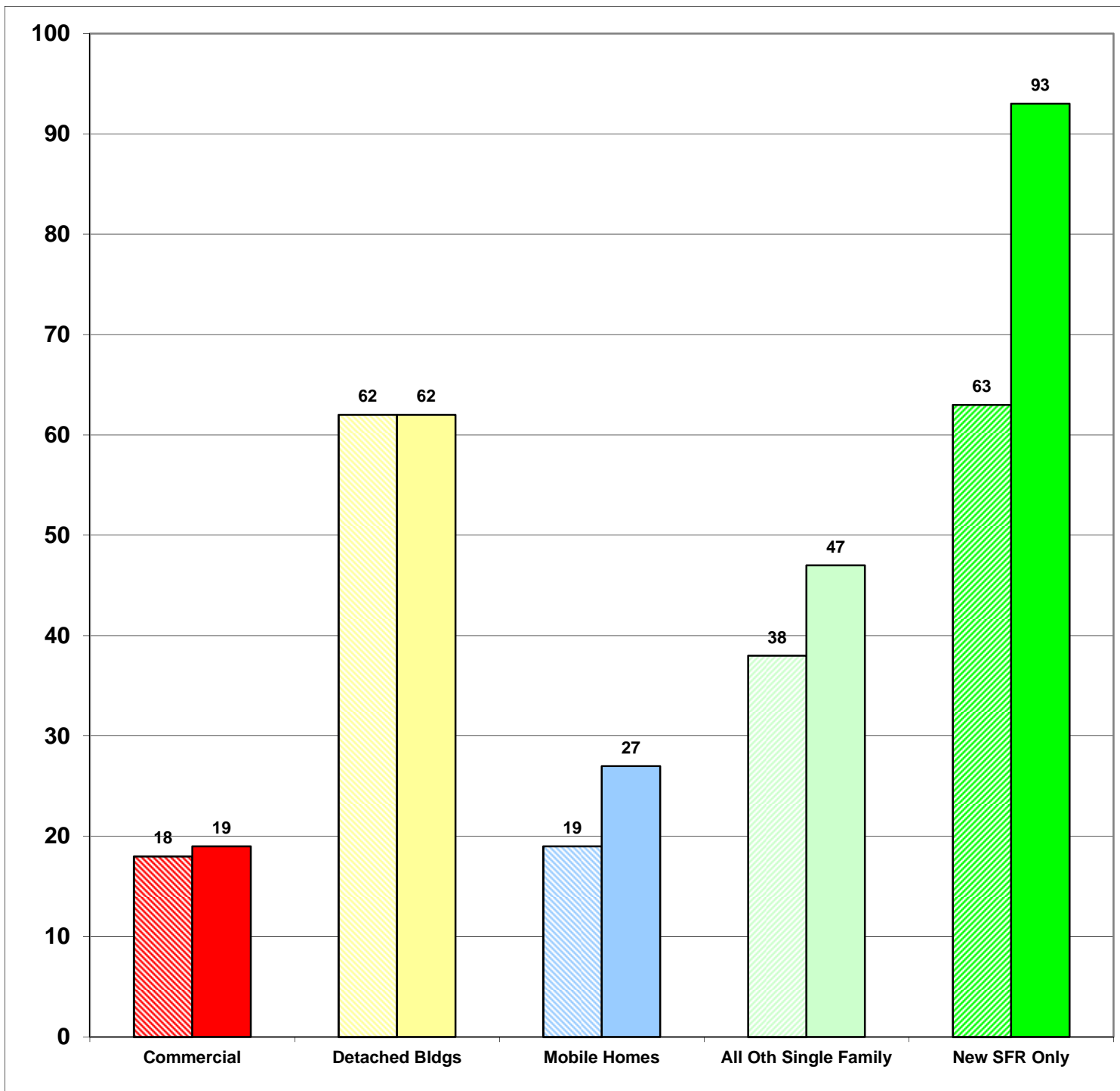
**2017      248**

**24%**

**Total Increase**

Stripe = 2016    Solid = 2017

Year to Date Report  
April-17





**YEAR TO DATE**

**BLDG PERMITS  
APPLIED FOR**

**JAN - DEC**

**Comparing  
2016 to 2017**

**2016      278**

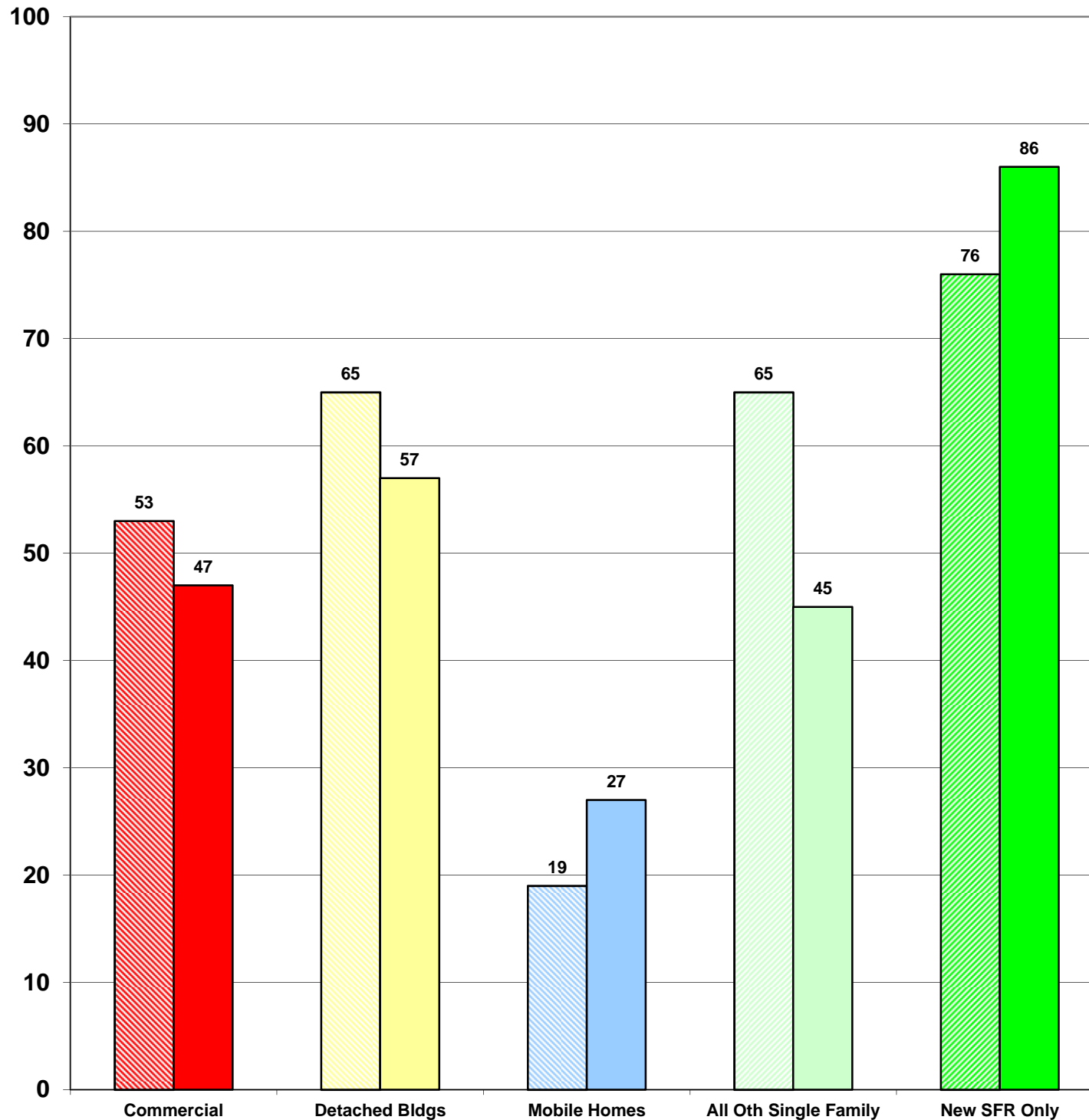
**2017      262**

**-6%**

**Total Increase**

**Stripe = 2016    Solid = 2017**

**Year to Date Report  
April-17**





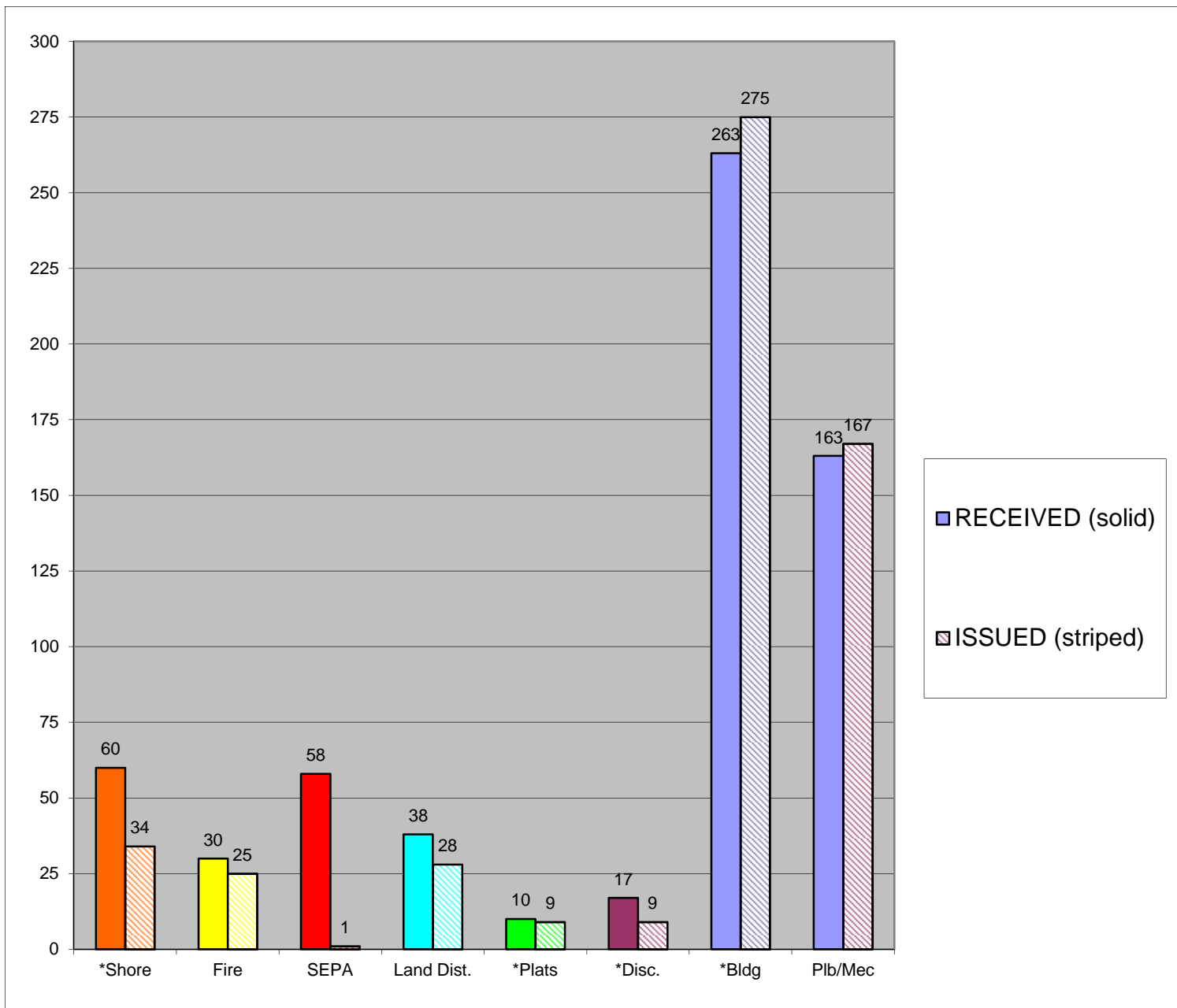
**YEAR TO DATE**

**CASES  
RECEIVED  
and  
ISSUED**

**JAN - DEC**

**Stripe = Issued**  
**Solid = Received**

Year to Date Report  
April-17



\*Shore = SHC, SHR, SHV, SHX

\*Plats = LSS, SSS, BSP, PUD, MDP

\*Disc = ADM, APL, CUP, NON, VAR

\*Bldg = COM, DET, MOB, SFR