

# Permit Activity, May 17

WHATCOM COUNTY PLANNING & DEVELOPMENT  
2017 May



CURRENT MONTH		
SINGLE FAMILY RESIDENCES	ISSUED	VALUATION
NEW - RESIDENTIAL	19	5,261,161
NEW - DUPLEX		
ADDITION/REMODEL	13	602,456
CONVERT TO LIVING		
DEMOLITION (SINGLE FAMILY)	1	9,715
MOVE TO SITE		
REPLACE/REPAIR	1	7,935
RE-ROOF / SIDE ONLY		
<b>TOTAL</b>	<b>34</b>	<b>\$5,881,267.45</b>

MOBILE HOMES	ISSUED	VALUATION
NEW - MOBILE HOME	2	144,900
ADDITION TO MOB		
CONVERT TO STORAGE		
REPLACEMENT	2	70,332
TEMP MOBILE		
<b>TOTAL</b>	<b>4</b>	<b>\$215,232.00</b>

DETACHED BUILDINGS	ISSUED	VALUATION
NEW - AG BARN / STORAGE	1	44,550
NEW - GARAGE	1	39,468
NEW - OTHER TYPE BLDG		
NEW - OTHER TYPE STRUCTURES	2	19,065
NEW - STORAGE	5	182,138
ADDITION / REMODEL	1	9,500
CONVERT TO OTHER		
DEMOLITION (DETACHED)	1	15,852
MOVE TO SITE		
REPLACE / REPAIR	1	40,560
RE-ROOF ONLY		
<b>TOTAL</b>	<b>12</b>	<b>\$351,133.00</b>

COMMERCIAL	ISSUED	VALUATION
NEW - 3 - 4 UNIT APARTMENTS		
NEW - 5 + UNIT APARTMENTS		
NEW - AIRPORT FACILITIES		
NEW - AMUSEMENT, SOCIAL, REC		
NEW - CHURCHES & OTH RELIGIOUS		
NEW - FIRE STATIONS / MEDIC ONE		
NEW - HOSPITALS / INSTITUTIONAL		
NEW - HOTEL / MOTEL / TOUR. CAB	2	274,620
NEW - INDUSTRIAL		
NEW - MIXED USE		
NEW - OFFICE, BANKS, PROF		
NEW - OTHER PORTABLES		
NEW - OTHER TYPE BLDGS		
NEW - OTHER TYPE STRUCTURES	2	139,492
NEW - PORTABLE CLASSROOM		
NEW - PUBLIC WORKS & UTILITY		
NEW - SCHOOLS & OTHER ED	1	500,000
NEW - STORAGE BLDGS		
NEW - STORES & CUSTOMER SERV		
NEW - WAREHOUSE		
ADDITION / REMODEL	1	480,038
CHANGE OF USE / TEN IMPROV / OCC	2	161,054
CONVERT		
DEMOLITION (COMMERCIAL)		
MOVE TO SITE		
REPLACE / REPAIR	3	6,165,353
RE-ROOF ONLY		
<b>TOTAL</b>	<b>11</b>	<b>\$7,720,557.64</b>

MONTHLY TOTAL	
ISSUED	VALUATION
61	\$14,168,190.09

YEAR TO DATE	
ISSUED	VALUATION
112	33,488,032
46	2,743,639
2	161,765
5	22,750
2	111,690
7	606,360
<b>174</b>	<b>\$37,134,235.99</b>

MOB	ISSUED	VALUATION
	19	1,040,439
	12	477,560
	<b>31</b>	<b>\$1,517,999.00</b>

DET	ISSUED	VALUATION
	8	503,867
	7	289,976
	5	35,603
	40	1,776,836
	2	37,670
	4	26,852
	8	166,288
	<b>74</b>	<b>\$2,837,091.60</b>

COM	ISSUED	VALUATION
	4	1,726,204
	2	274,620
	1	900,000
	1	878,122
	10	3,226,210
	2	504,195
	1	199,308
	1	1,000
	2	1,261,280
	11	1,104,450
	8	486,054
	14	7,469,655
	<b>57</b>	<b>\$18,031,097.08</b>

YEARLY TOTAL	
ISSUED	VALUATION
336	\$59,520,423.67



**YEAR TO DATE**

**BLDG PERMITS  
VALUATION**

in thousands

**May**

**Comparing  
2016 to 2017**

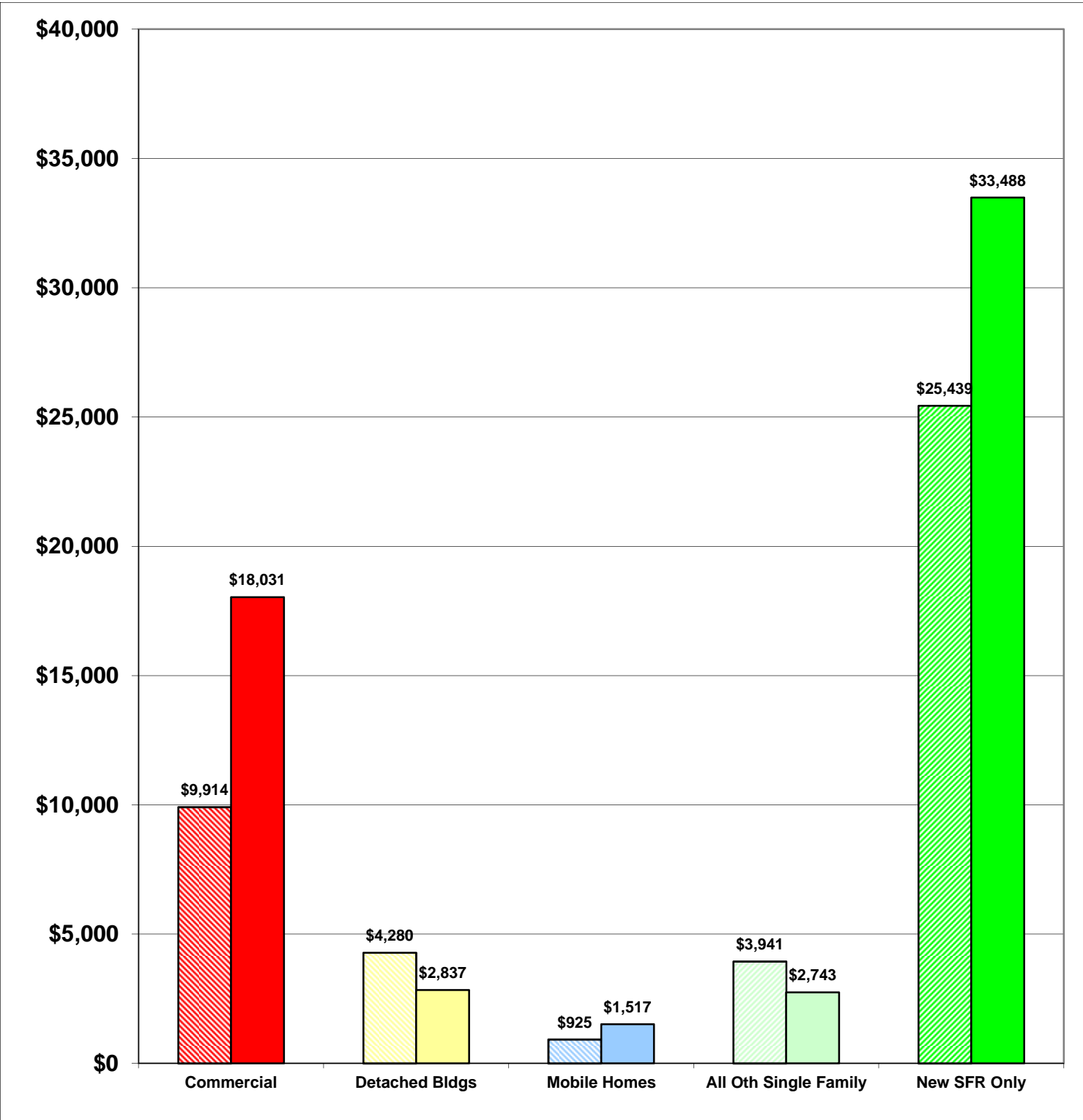
**2016     \$44,499  
2017     \$58,616**

**32%**

**Total Increase**

Stripe = 2016    Solid = 2017

Year to Date Valuation Report  
May-17





## BLDG PERMITS ISSUED

May

Comparing  
2016 to 2017

May-16 65

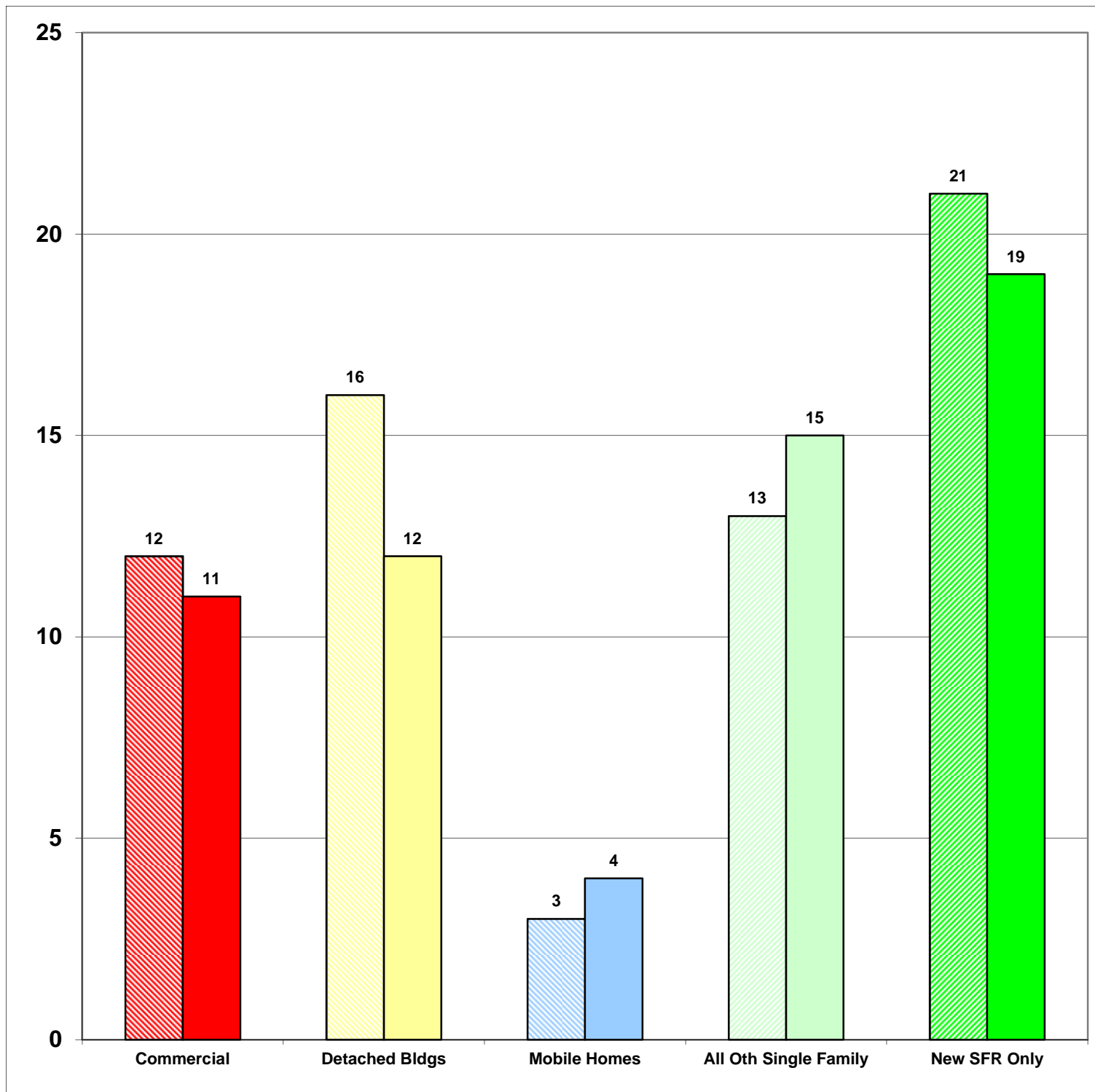
May-17 61

-6%

Total Increase

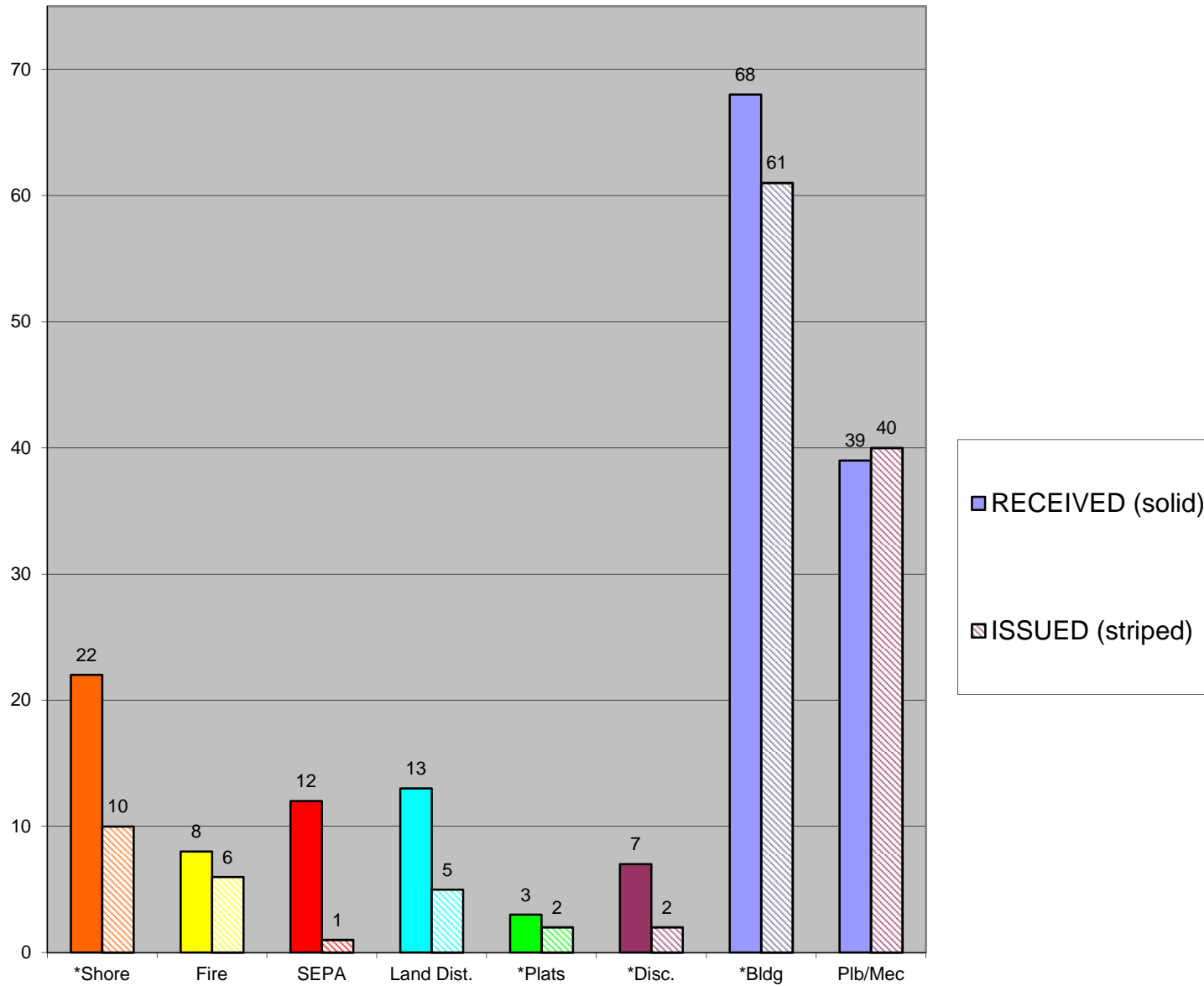
Stripe = 2016 Solid = 2017

Monthly Report  
May-17





**CASES  
 RECEIVED  
 and  
 ISSUED  
 2017  
 May**



Stripe = Issued  
 Solid = Received

Monthly Permit Report  
 May-17

- \*Shore = SHC, SHR, SHV, SHX
- \*Plats = LSS, SSS, BSP, PUD, MDP
- \*Disc = ADM, APL, CUP, NON, VAR
- \*Bldg = COM, DET, MOB, SFR



**YEAR TO DATE**

**BLDG PERMITS  
ISSUED**

**JAN - DEC**

**Comparing  
2016 to 2017**

**2016 282**

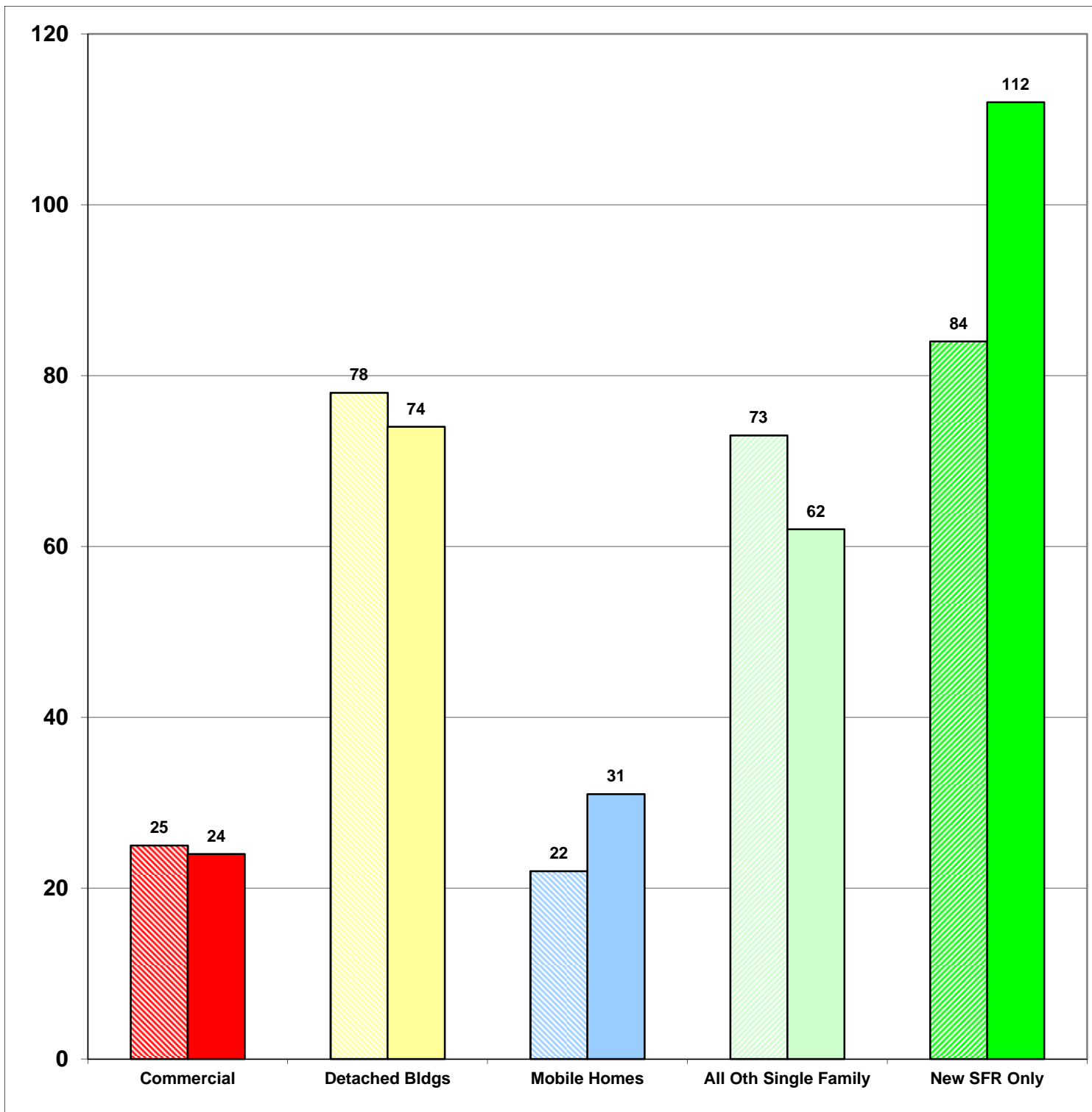
**2017 303**

**7%**

**Total Increase**

**Stripe = 2016 Solid = 2017**

**Year to Date Report  
May-17**





**YEAR TO DATE**

**BLDG PERMITS  
APPLIED FOR**

**JAN - DEC**

**Comparing  
2016 to 2017**

**2016     362**

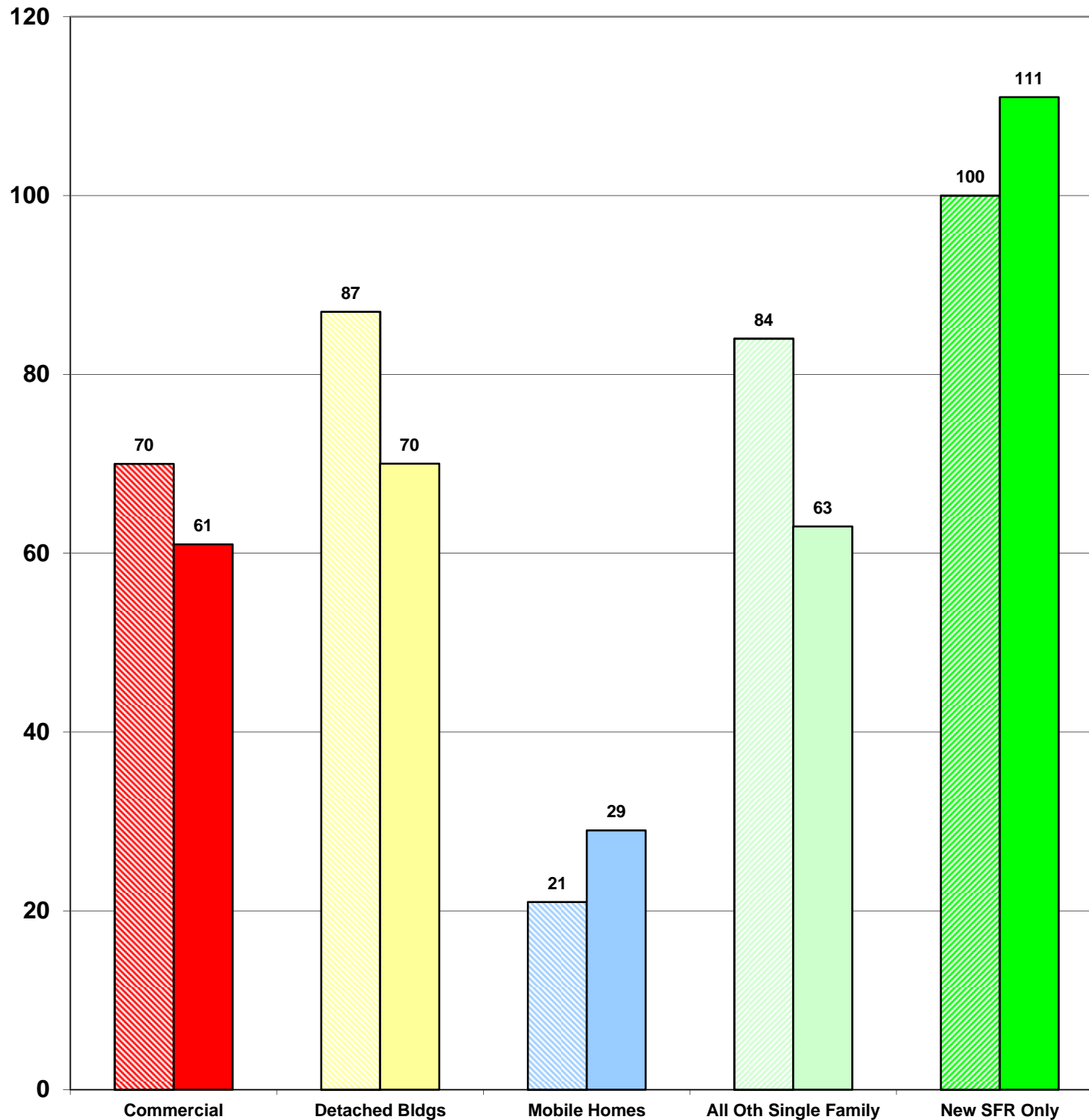
**2017     334**

**-8%**

**Total Increase**

**Stripe = 2016    Solid = 2017**

**Year to Date Report  
May-17**





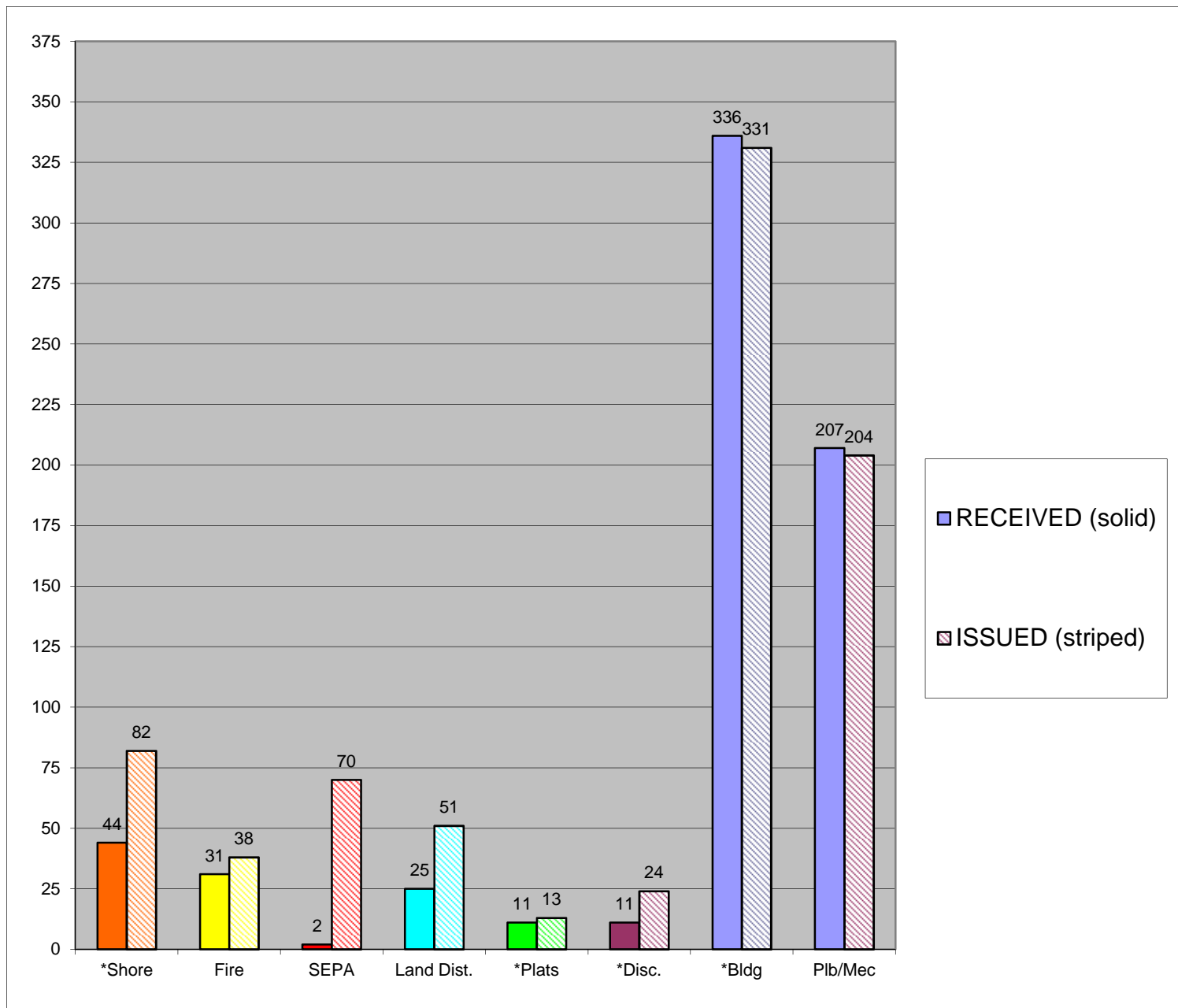
**YEAR TO DATE**

**CASES  
RECEIVED  
and  
ISSUED**

**JAN - DEC**

**Stripe = Issued**  
**Solid = Received**

Year to Date Report  
May-17



\*Shore = SHC, SHR, SHV, SHX

\*Plats = LSS, SSS, BSP, PUD, MDP

\*Disc = ADM, APL, CUP, NON, VAR

\*Bldg = COM, DET, MOB, SFR